

ORD 9 SNL G-158

DEPARTMENT OF THE ARMY SUPPLY MANUAL

LIST OF ALL SERVICE PARTS

OF

TRUCK, AMBULANCE: FRONT LINE, **¼-TON**, 4 x 4, M170
TRUCK, UTILITY: **¼-TON**, 4 x **M38A1**

TRUCK, AMBULANCE: FRONT LINE, 1/4-TON, 4 x 4, M170
TRUCK, UTILITY: 1/4-TON, 4 x 4, M38A1



	<i>Page</i>
INTRODUCTION	2
NOTES.....	7
GROUP 01 ENGINE.....	14
GROUP 02 CLUTCH.....	55
GROUP 03 FUEL SYSTEM	62
GROUP 04 EXHAUST SYSTEM	100
GROUP 05 COOLING SYSTEM	104
GROUP 06 ELECTRICAL SYSTEM	110
GROUP 07 TRANSMISSION	184
GROUP 08 TRANSFER	195
GROUP 09 PROPELLER SHAFT AND UNIVERSAL JOINTS	205
GROUP 10 FRONT AXLE	209
GROUP 11 REAR AXLE.....	223
GROUP 12 BRAKES	232
GROUP 13 WHEELS, HUBS, AND DRUMS	250
GROUP 14 CONTROLS	253
GROUP 15 FRAME AND BRACKETS	263
GROUP 16 SPRINGS AND SHOCK ABSORBERS	274
GROUP 17 FENDERS AND HOOD	294
GROUP 18 BODY	299
GROUP 20 WINCH AND POWER-TAKE-OFF	347
GROUP 21 BUMPERS AND GUARDS	361
GROUP 22 MISCELLANEOUS ACCESSORIES	363
ALPHABETICAL INDEX.....	374
ORDNANCE AND MANUFACTURER'S PART NUMBER INDEX	394
ORDNANCE STOCK NUMBER INDEX.....	431
FEDERAL STOCK NUMBER INDEX	441

***This supply manual supersedes ORD 9 SNL G-753, 3 June 1954, including CI, 6 May 1955.**

INTRODUCTION

1. GENERAL. a. This supply manual is an illustrated list of all service parts of the 1¼-ton 4 x 4 utility truck M38A1 and front line ambulance truck M170 arranged according to standard government grouping.

NOTE: Many of the parts listed herein are not stocked for issue. See ORD 7 and ORD 8 sections of this supply manual for listings of those parts stocked and authorized for issue to the various levels of maintenance. When parts not listed in the ORD 8 are needed, separate requisition for these parts should be forwarded through normal supply channels with justification therefor.

b. This list of all service parts is to be used for identification and storage purposes. Every individual part is not necessarily stored by itself ; many parts are stored as authorized assemblies. Such assemblies are indicated herein. The components of such assemblies are listed alphabetically within the group, with the total quantity of each part required for that particular application.

c. The Federal stock number column lists the 11-digit Federal stock number (or the 7-digit Federal item identification number) which has been assigned by the Cataloging Division, Office of the Assistant Secretary of Defense (Supply and Logistics). These numbers are for information only and will not be used in connection with supply operations, until such time as implementation of the Federal Cataloging Program is accomplished, through editing action on appropriate supply documents (requisitions, issue slips, excess lists, etc).

d. Classification codes for Federal standard catalog numbers listed herein are published in the ORD 5-2 series.

e. For prices of items contained herein, see the appropriate supply manual of the ORD 5-3 series.

f. Additional applications of items in this manual are listed in the ORD 5-5 series.

g. An explanation of reference symbols used in this manual is included under NOTES.

h. For full information relative to the Ordinance section of the Department of the Army supply manual, including the purposes and uses, the procedure followed, and the principles employed in its compilation, see ORD 1, and for an index thereof, see DA Pam 310-29.

2. VEHICLE DESIGNATION. The 1¼-ton 4 x 4 utility truck M38A1 is designated as a general purpose vehicle ; front line ambulance truck M170 is designated as a special equipment vehicle as defined in AR 700-105.

3. PERTINENT PUBLICATIONS. The following technical manuals pertain to these vehicles and components thereof : TM 9-8014, 9-8015-1, 9-8015-2, 9-8627, 9-1825B.

4. INTERCHANGEABILITY OF COMPONENTS. Several parts and accessories of the M38A1 engine are interchangeable with corresponding parts of the Ford Model GPW (SNL G-503) Willys Model MB and the M38 (SNL G-740). Several parts of the electrical system are interchangeable with other vehicles with 24-volt electrical systems.

5. SERIAL NUMBER LOCATIONS. Serial numbers for these vehicles are located as follows :

Complete vehicle	
10001 and up	Stamped on name plate located on instrument panel.
Engine 10001 and up	.Stamped on water pump boss located on top of cylinder block, front end of engine.

6. ILLUSTRATIONS. This supply manual contains illustrations to aid the user in locating and identifying parts. These are placed before each group for convenient reference with the text for that group. For each part identified on an illustration, the noun, part number, and group number is shown, but a note on the illustration will indicate that all parts are in a particular group (i.e., all parts are listed in group 0611). The prefix portion of the figure

number indicates the group to which it pertains ; the suffix indicates the sequence number within that group (e.g., figure 07-5 signifies illustration number 5 for group 07).

7. COMPONENTS OF ASSEMBLIES. Whenever any doubt might exist as to what items are included as components of assemblies, an explanatory note or a complete listing of such components is shown.

8. ATTACHING PARTS. Attaching parts such as bolts, nuts, rivets, washers, etc., are indented immediately under the item which they attach. Whenever two or more similar items having the same attaching parts, such as right and left fender braces, are listed, they are placed one immediately following the other and the attaching parts for both are covered by a single listing under the second item.

9. DEFINITION OF LOCATIONAL TERMS. All like parts which are not interchangeable are designated *left* or *right* with respect to the vehicle when it is viewed facing forward from the rear of the vehicle. The front of the vehicle is the direction faced by the driver. All engine parts, *left* or *right*, *front* or *rear*, are designated from a position at the rear of the engine facing forward. The flywheel end is the rear of the engine.

10. DESCRIPTION. All items are listed with their complete nomenclature with the exception noted in a. below.

a. Items appearing within a subgroup that lists components of, and/or items related to only *one* assembly or subassembly automatically assume as part of their official nomenclature the title of the pertinent subgroup. (Example : "AXLE, float lever," is an entry in subgroup 0301. The complete nomenclature of the item is "AXLE, carburetor, float lever," "CARBURETOR" being the subgroup title.)

b. Items appearing within a subgroup that lists *more than one* assembly or *more than one* group of related items are listed with their complete nomenclature. (Example : "EXTENSION, exhaust pipe, w/BRACKET" is an entry in subgroup 0401. The complete nomenclature of the item is as shown, the title of the subgroup being "MUFFLER AND EXHAUST PIPE.")

11. QUANTITY INCORPORATED IN UNIT. The quantity incorporated in unit column lists quantities for the following:

a. For vehicle parts which are not indented, the quantity indicates the number of these parts required for the particular use indicated. These quantities do *not* indicate the total quantities of the parts required for the major item since the part may be used in more than one subgroup.

b. For vehicle parts which are indented (attaching parts), the quantity indicates the number of these parts required to attach the item. These quantities do *not* indicate the total quantities of the attaching parts required for the major item or subgroup, since the attaching parts may be used in more than one subgroup, and may also be used more than once within a subgroup.

12. HOW TO FIND PARTS. This supply manual is arranged and cross-indexed so that parts can be found easily even though only one of the several identifying factors is known. The various ways in which parts can be located are as follows:

a. If only the nomenclature (basic noun-name) is known, refer to the alphabetical index in the back of the manual. This index will give the subgroup in which the part is listed. As the part names are arranged in alphabetical order within this subgroup, the complete listing of the part can readily be found.

b. If any one of the numbers — ordnance stock, federal stock, manufacturer's or ordnance part is known, refer to the appropriate numerical index in the back of the manual. These indexes will give the subgroup number in which the part can be found by following the procedure given in a. above.

c. If the shape, use, function, or location of the part is known, refer to illustrations in which the part is likely to appear until a picture of the part is found. The part will be keyed to a listing of the name, part number, and subgroup number, which will permit **locating** the complete listing of the part.

13. STOCK NUMBERS. The prefix letter and number of the stock number (i.e., G503,

G740, G741, etc.) usually signifies that the particular part or component was originally coded under the major item designation for that SNL and does *not* mean that the part is used *only* in that major item. All subsequent supply manuals for different items will include the same stock number for this same part.

14. STANDARD GOVERNMENT GROUPING. The parts in this manual are arranged by groups and subgroups and are listed alphabetically within these subgroups. Parts are grouped primarily on the basis of their function rather than location. This arrangement facilitates identification and selection of parts. Refer to paragraph 12, "HOW TO FIND PARTS."

01-ENGINE

- 0100.1 Power Plant Assembly
- 0100.2 Engine Assembly
- 0101 Cylinder Block and Head
- 0102.1 Crankshaft
- 0102.2 Main Bearings
- 0103 Flywheel and Ring Gear
- 0104.1 Pistons and Piston Rings
- 0104.2 Connecting Rods and Bearings
- 0105.1 Valves, Springs, and Guides
- 0105.2 Push Rods, Rocker Arms, Tappets, and Covers
- 0105.3 Camshaft
- 0105.5 Camshaft Drive and Timing Gear Cover
- 0106.1 Oil Pump
- 0106.2 Oil Filter
- 0106.5 Crankcase Ventilator
- 0106.6 Oil Lines, Level Gage, and Oil Pan
- 0108 Exhaust Manifold

02-CLUTCH

- 0201 Disk and Pressure Plate
- 0202 Release and Controls

03-FUEL SYSTEM

- 0301 Carburetor
- 0302.1 Fuel and Vacuum Pump
- 0304.1 Air Cleaner and Connections
- 0304.5 Underwater Vent System
- 0306 Fuel Tank and Lines
- 0309 Fuel Filter
- 0312 Accelerator, Hand Throttle, and Choke Control

04-EXHAUST SYSTEM

- 0401 Muffler and Exhaust Pipe

05-COOLING SYSTEM

- 0501 Radiator
- 0502 Radiator Air Deflectors and Shrouds
- 0503 Water Hoses and Thermostat
- 0504 Water Pump
- 0505 Fan Belts and Pulley

06-ELECTRICAL SYSTEM

- 0601.1 Generator (24-Volt) (Auto-Lite)
- 0601.3 Generator (24-Volt) (Delco-Remy)
- 0602 Generator Regulator (24-Volt)
- 0603 Starter
- 0604.1 Distributor
- 0605 Ignition Coil Wiring and Spark Plugs
- 0607 Instrument Panel
- 0608 Miscellaneous Switches
- 0609.1 Head, Tail, and Marker Lights
- 0609.2 Auxiliary Lights (M170)
- 0610 Sending Units
- 0611 Horn
- 0612 Batteries and Cables
- 0613.1 Chassis Wiring
- 0615 Radio Suppression
- 0617 Trailer Coupling

07-TRANSMISSION

- 0700 Transmission Assembly
- 0701 Case
- 0702.1 Input Shaft, Bearing, and Retainers
- 0702.3 Main Shaft, Gears, Bearings, and Synchronizer
- 0702.5 Countershaft, Idler Shaft, Gears, and Spacer
- 0704 Gear Shift, Lever, Shafts, and Forks

08-TRANSFER

- 0800 Transfer Assembly
- 0801 Case and Covers
- 0802.1 Input Gear
- 0802.3 Countershaft
- 0802.5 Front Axle Output Shaft
- 0802.7 Rear Axle Output Shaft
- 0804 Shifter Shafts, Forks, and Gear Shift Hand Levers

09-PROPELLER SHAFT AND UNIVERSAL JOINTS

- 0900 Propeller Shaft and Universal Joints

10-FRONT AXLE

- 1000 Front Axle Assembly
- 1001 Housing, Cover, and Plugs
- 1002 Differential
- 1004 Steering Knuckles
- 1005.5 Ventilation
- 1006 Shaft and Universal Joints

11 -REAR AXLE

- 1100 Rear Axle Assembly
- 1101 Housing, Cover, and Plugs
- 1102 Differential
- 1104.1 Shaft
- 1105.5 Ventilation

12-BRAKES

- 1201 Hand Brake
- 1202 Service Brakes
- 1204.1 Master Cylinder
- 1204.3 Wheel Cylinders
- 1204.5 Lines
- 1206 Pedals and Connections

13—WHEELS, HUBS AND DRUMS

- 1311 Wheels, Hubs, and Drums
- 1313 Tires and Tubes

14—CONTROLS

- 1401 Steering Controls

15—FRAME AND BRACKETS

- 1501 Frame and Brackets
- 1503 Pintle and Towing Attachments
- 1504 Spare Wheel Carrier

16—SPRINGS AND SHOCK ABSORBERS

- 1601.1 Front Springs
- 1601.3 Rear Springs
- 1604.1 Shock Absorbers
- 1605 Stabilizer Bars (M170)

17—FENDERS AND HOOD

- 1701 Fenders and Aprons
- 1703 Hood

18—BODY

- 1800 Body Assembly
- 1801 Body Mounting Parts
- 1803.1 Tailgate
- 1804 Body Panels, Pillars, and Windshield
- 1805 Floor Pans and Access Panels
- 1806 Seats, Crash Pads, Trim, and Upholstery
- 1808 Stowage and Straps
- 1812 Special Purpose Body (M170)

20—WINCH AND POWER-TAKE-OFF

- 2001.1 Winch Assembly and Drum
- 2001.3 Winch Drive Shaft
- 2001.5 Winch Controls
- 2002.1 Power-Take-Off Assembly
- 2002.5 Power-Take-Off Controls

21—BUMPERS AND GUARDS

- 2101 Bumpers and Guards

22—MISCELLANEOUS ACCESSORIES

- 2201 Canvas Items, Bows, and Curtains
- 2202 Mirrors, Reflectors, and Windshield Wipers
- 2208.1 Speedometer
- 2210 Vehicular Data Plates

15. ABBREVIATIONS.

adj adjust (ing), (able)
 al aluminum
 alloy-S alloy steel
 amp ampere(s)
 amp-hr ampere hour(s)
 anld annealed
 approx approximate(ly)
 AR Army Regulations
 AS American Standard
 asb asbestos

assy **assembly(ies)**
 AWG American Wire Gage
 b-hd button head
 blk-enmld black enameled
 blunt-pt blunt point
 br brass
 brg bearing
 bz bronze
 cd-pltd cadmium plated
 CI cast iron
 ck countersunk
 cop copper
 corr-res-S corrosion resistant steel
 cp candle power
 cr-pltd chrome plated
 cup-pt cup point
 DA Department of the Army
 dble double
 dble-tun-fil double tungsten filament
 deg degree(s)
 dia diameter
dld-hd drilled head
 ea each
 elec electrical)
 ext-teeth external teeth (lock washer)
 fil-hd fillister head
 fin finish (ing)
 fl-hd flat head
 ft foot (feet)
 ga gage
 gimlet-pt gimlet-point
 glvd galvanized
 hd head
 hdls headless
 header-pt header-point
 hex hexagon(al)
 hex-hd hexagon head
hv heavy
 hyd hydraulic
 ID inside diameter (dimension)
 in inch (es)
 incand incandescent
 ins insulated, insulating, insulator
 int-teeth internal teeth (lock washer)
 ld-ctd lead coated
lg long (length)
 LH left hand
 lht left hand thread
lkg locking
 It light (weight)
 M Model
 mach machine
 med medium
 mfr's manufacturer's
 MI malleable iron
 MIL-STD-CODE Military Standard Code
 min minimum, minute(s)
 mm millimeter (s)
 mtg mounting (s)
 NC American National Coarse Thread

NEF	American National Extra Fine Thread	UNC	Unified Coarse Thread
NF	<i>American</i> National Fine Thread	UNF	Unified Fine Thread
ni-S	nickel steel	unfin	unfinished
No	number(s)	USS	United States Standard
NPT	American Standard Taper Pipe Thread	v	volt(s)
NPTF	American Standard Taper Pipe Thread (Dryseal)	w/	with
NS	American National Special Thread	w/o	without
OD	outside diameter (dimension).	wtrprf	waterproofed
ORD	Ordinance (publication titles)	x	(by, in dimensions only, as 2 x 4)
oval-hd	oval head	zn	zinc
Pam	pamphlet	zn-dichromate	zinc dichromate
pan-hd	pan head	zn-pltd	zinc plated
phos-ctd	phosphate coated		
pl	plain		
pltd	plated		
psi	pounds per square inch		
pt	point, pint(s)		
qty	quantity		
rad	radius, radial		
rd	round		
rd-hd	round head		
reg	regular		
reqd	required		
<i>rf</i>	radio frequency		
RH	right hand		
rht	right hand thread		
ru	rubber		
rvrs	reverse (ible)		
S	steel		
SAE	Society of Automotive Engineers		
sec	section		
s-fin	semifinished		
sgle	single		
sgle-cond	single conductor		
sgle-tun-fil	single tungsten filament		
sh-met-thds	sheet metal thread(s)		
sh-met	sheet metal		
sltd	slotted		
SNL	Standard Nomenclature List		
socket-hd	socket head		
sp	special		
spec	specification (s)		
sq	square		
sq-drive	square-drive		
sq-hd	square head		
sq-nk	square neck		
sq-nut	square nut		
sq-socket	square socket		
SR	single-row		
std	standard		
stght	straight		
stk	stock		
syn-ru	synthetic rubber		
T	teeth		
taper-pt	taper point		
the	threaded) (s)		
thk	thick (ness)		
TM	Technical Manual		
tnd	tinned		

16. MANUFACTURERS' SYMBOLS. The following symbols, preceding the manufacturers' part numbers, appear in this supply manual.

<i>Symbol</i>	<i>Manufacturer</i>
ABF	Auburn Clutch Co, Div (Dana Corp)
AC	AC Spark Plug Div (General Motors Corp)
ACK	Armstrong Cork Co
AD	Alemite Div (Stewart-Warner Corp)
AL	Electric Auto-Lite Co, The
ANB	Anderson Brass Co
APB	Appliance Mfg Co
BA	Bassick Co, The
B&B	Beck & Beck Div (Borg-Warner Corp)
BOW	Bower Roller Bearing Co
BT	Bingham Stamping Div (The Bingham-Herbrand Corp)
BX	Bendix Products Div (Bendix Aviation Corp)
CA	Columbus Auto Parts Co
CAR	Carter Carburetor Corp
CC	Chrysler Corp
CC S	Chicago Screw Co, The
CM	Chicago Rawhide Mfg Co, The
CP	Champion Spark Plug Co
CPH	Crane Packing Co
CU	Cuno Engineering Corp
DAY	Day Rubber Co, The
DGM	Detroit Gasket & Mfg Co
DM	Douglas Mfg Div (Kingston Products Corp)
DR	Delco-Remy Div (General Motors Corp)
EAT	Eaton Mfg Co
EB	Eberhard Mfg Co, Div (Eastern Malleable Iron Co)
FDP	Firestone Industrial Products Co
FM	Ford Motor Co
FR	Fram Corp
FS	Fasco Industries, Inc
GE	General Electric Co
GL	Guide Lamp Div (General Motors Corp)
GM	General Motors Corp
GPC	Garlock Packing Co, The
HAC	Hall, C M, Lamp Co
HLH	Holland Hitch Co
HY	Hyatt Bearing Div (General Motors Corp)
IHC	International Harvester Co, Inc
IL	Industrial Lamp Corp

<i>Symbol</i>	<i>Manufacturer</i>
IND	Consolidated Productions
KHW	Kelsey-Hayes Wheel Co
MAE	Monroe Auto Equipment Co
MAR	Maremont Automotive Products, Inc
MAT	Mather Spring Co
MDR	McCord Corp
MID	Midland Steel Products Co, The
MNC	McQuay-Norris Mfg Co
MRC	Marlin-Rockwell Corp
MSP	Midland Steel Products
MW	Motor Wheel Corp
N&J	North & Judd Mfg Co
NMP	National Machine Products Co
OKS	Houdaille-Hershey Corp
ONB	Ohio Nut and Bolt Co, The
PC	Packard Electric Div (General Motors Corp)
PEE	Presstite Engineering Co
PG	Pierce Governor Co, Inc, The
PK	Parker-Kalon Corp
PR	Perfect Circle Co, The
RBR	Benjamin Reel Products, Inc
RG	Ross Gear & Tool Co
RWM	Ramsey Winch Mfg Co
RZ	Gear Grinding Machine Co, The
SCI	Scintilla Magneto Div (Bendix Aviation Corp)
SDH	Standard-Thompson Corp
SEPC	Sealed Power Corp
SHA	Shakespeare Products Co
SL	Sheller Mfg Corp
SMA	Smith, A O, Corp

<i>Symbol</i>	<i>Manufacturer</i>
SN	Snap-On Tools Corp
SP	Spicer Mfg Div (Dana Corp)
STN	Stant Mfg Co
SW	Stewart-Warner Corp
SZ	Schwitzer-Cummins Co
TD	Timken Detroit Axle Co
TI	Titeflex, Inc
TIM	Timken Roller Bearing Co, The
TLS	Trostel, Albert & Sons Co
TNP	Tinnerman Products, Inc
TP	Thompson Products, Inc
TRI	Trico Products Corp
TRU	American Chain & Cable Co, The
UC	United Carr Fastener Corp
UCI	Ucinite Co, The
UTS	United Air Cleaner Div (United Specialties Co)
VG	Victor Mfg & Gasket Co
WB	Willard Storage Battery Co
WG	Warner Gear Div (Borg-Warner Corp)
WH	Weatherhead Co, The
WIL	Eaton Mfg Co (Saginaw Div & Valve Div)
WO	Willys-Overland Motors, Inc
ZP	Skinner Purifier Div (Bendix Aviation Corp)

17. **SUGGESTIONS AND RECOMMENDATIONS.** Notice of discrepancies and recommendations should be forwarded through Command Channels to the Chief of Ordnance, Department of the Army, Washington 25, D. C., ATTENTION : **ORDFM-Pub.**


NOTES

Explanation of Symbols

H-1 SNL symbols such as H-1, etc., refer to the SNL in which the item is reviewed.


As required.

NPN Suffix to manufacturer symbol indicates that no part number has been assigned or is available. These items are not available as components due to manufacturing processes involved but are available as an assembly, or they may be available as components but not as an assembly. For these reasons the manufacturer has not assigned a part number.




RA PD 367262

Figure 1. Truck, Utility: 1/4-ton, 4 x 4, M38A1—left front view, top up




RA PD 367131

Figure 2. Truck, Ambulance: front line, 1/4-ton, 4 x 4, MI 70—left front view, top up




RA PD 367265

Figure 3. Truck, Utility: 1-ton, 4 x M38A1—left front view, top down




RA PD 367132

Figure 4. Truck, Ambulance: front line, 1/4-ton, 4 x 4, M170—left front view, top up



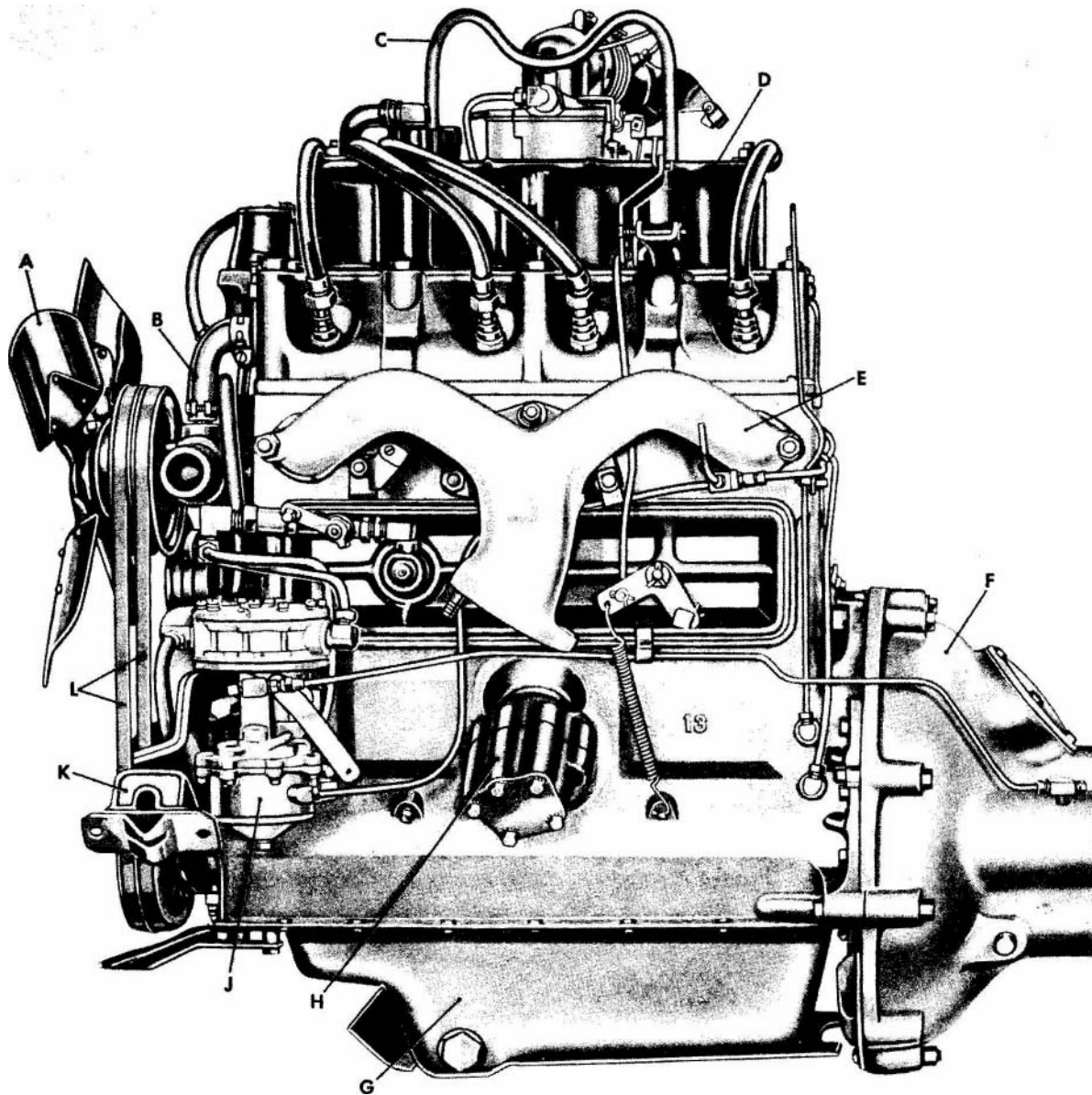
RA PD 367261

Figure 5. Truck, Utility: 1/4-ton, 4 x 4, M38A1—right rear view



RA PD 367133

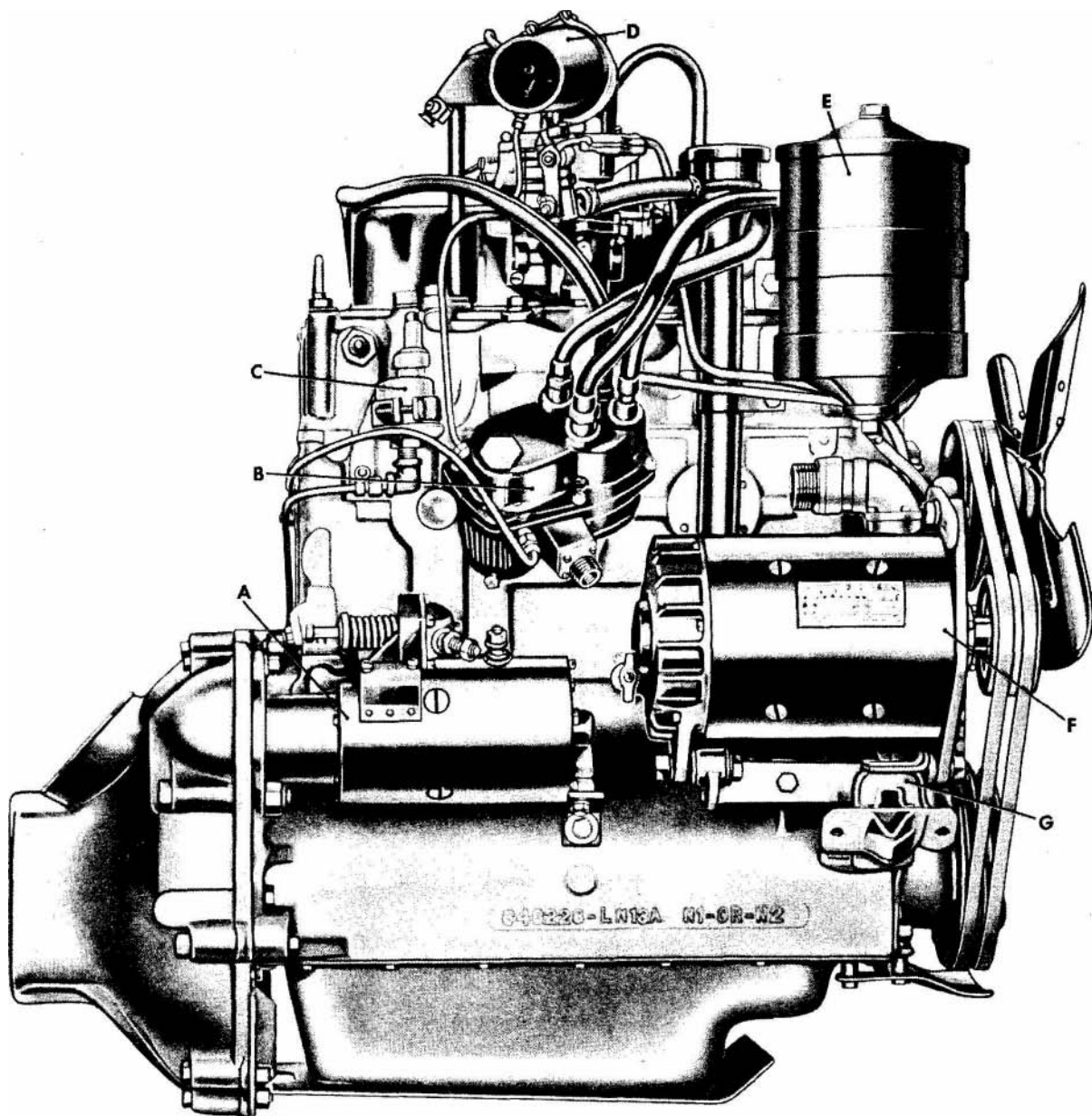
Figure 6. Truck, Ambulance: front line, 1/4-ton, 4 x 4, M170—right rear view, top up



KEY ITEM	PART NO.	GROUP
A —BLADE, ASSY	7375021	0505
B —HOSE	7697588	0503
C —HOOK	8332071	0100.1
D —COVER, ASSY	8329713	0105.2
E —MANIFOLD, ASSY	8329699	0108
F —HOUSING, ASSY	8328312	0103
G —PAN, ASSY	7371278	0106.6
H —PUMP, ASSY	7376907	0106.1
J —PUMP, ASSY	8720570	0302.1
K —CUSHION	8328391	0100.2
L —BELT	7697614	0505
ITEM "K" NOT PART OF ASSY 8328393		

RA PD 367170

Figure 01-1. Engine assy (8328393)—left side view



KEY	ITEM	PART NO.	GROUP
A	STARTER, ASSY	8328132	0603
B	DISTRIBUTOR, ASSY	7358569	0604.1
C	UNIT, ASSY	7728856	0610
D	PIPE, ASSY	8332084	0304.5
E	FILTER, ASSY	540501	0106.2
F	GENERATOR, ASSY	8673350	0601.1
G	CUSHION	8328391	0100.2

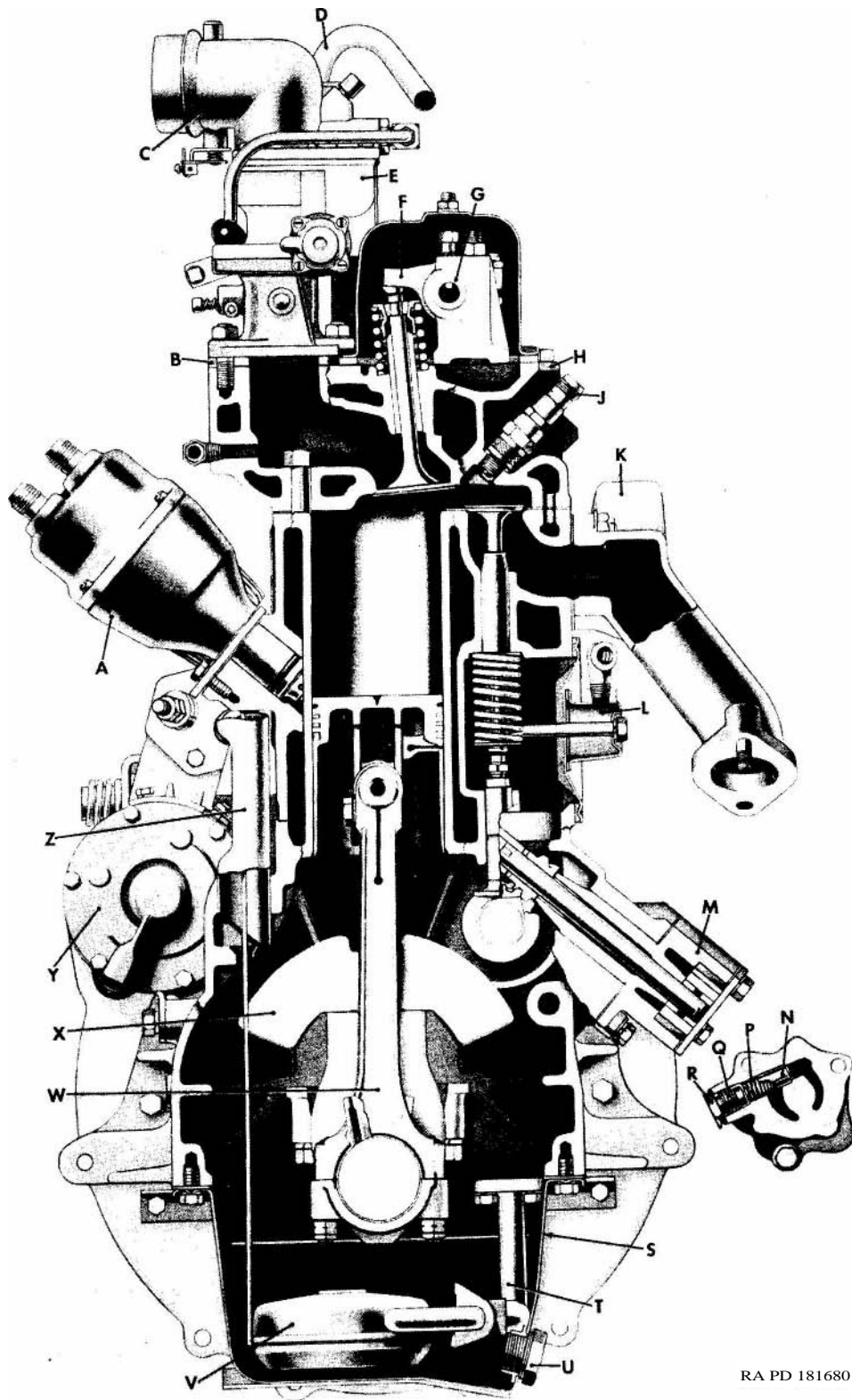
ITEM "G" IS NOT PART OF ASSY 8328393

RA PD 367176

Figure 01-2. Engine assy (8328393)—right side view

<i>Key</i>	<i>Item</i>	<i>Part No.</i>	<i>Group</i>
A	—BLADE	7375021	0505
B	—PUMP, ASSY -----	7372806	0504
C	—THERMOSTAT.....	WO-812050	0503
D	—PISTON -----	7372873	0104.1
E	—COVER -----	8329713	0105.2
F	—HOOK.....	8332071	0100.1
G	—PIPE -----	8332084	0304.5
H	—SPRING.....	8329721	0105.2
J	—PLUG -----	8357724	0605
K	—HEAD, ASSY -----	8328474	0101
L	—GASKET -----	8328463	0101
M	—BLOCK, ASSY -----	8677621	0101
N	—ROD -----	8330073	0105.2
P	—VALVE -----	8329517	0105.1
Q	—SPRING -----	7371235	0105.1
R	—PLATE -----	8328047	0103
S	—CAMSHAFT -----	8329698	0105.3
T	—FLYWHEEL, ASSY	WO-804314	0103
U	—CRANKSHAFT -----	8673476	0102.1
V	—STRAINER, ASSY	7036578	0106.6
W	—ROD, ASSY -----	7743751	0104.2
X	—PLATE.....	7372578	0105.5
Y	—SHIELD -----	7371376	0102.1
Z	—PULLEY -----	7372558	0102.1
AA	—COVER.....	7372576	0105.5

Figure 014. Engine assy—longitudinal section—legend



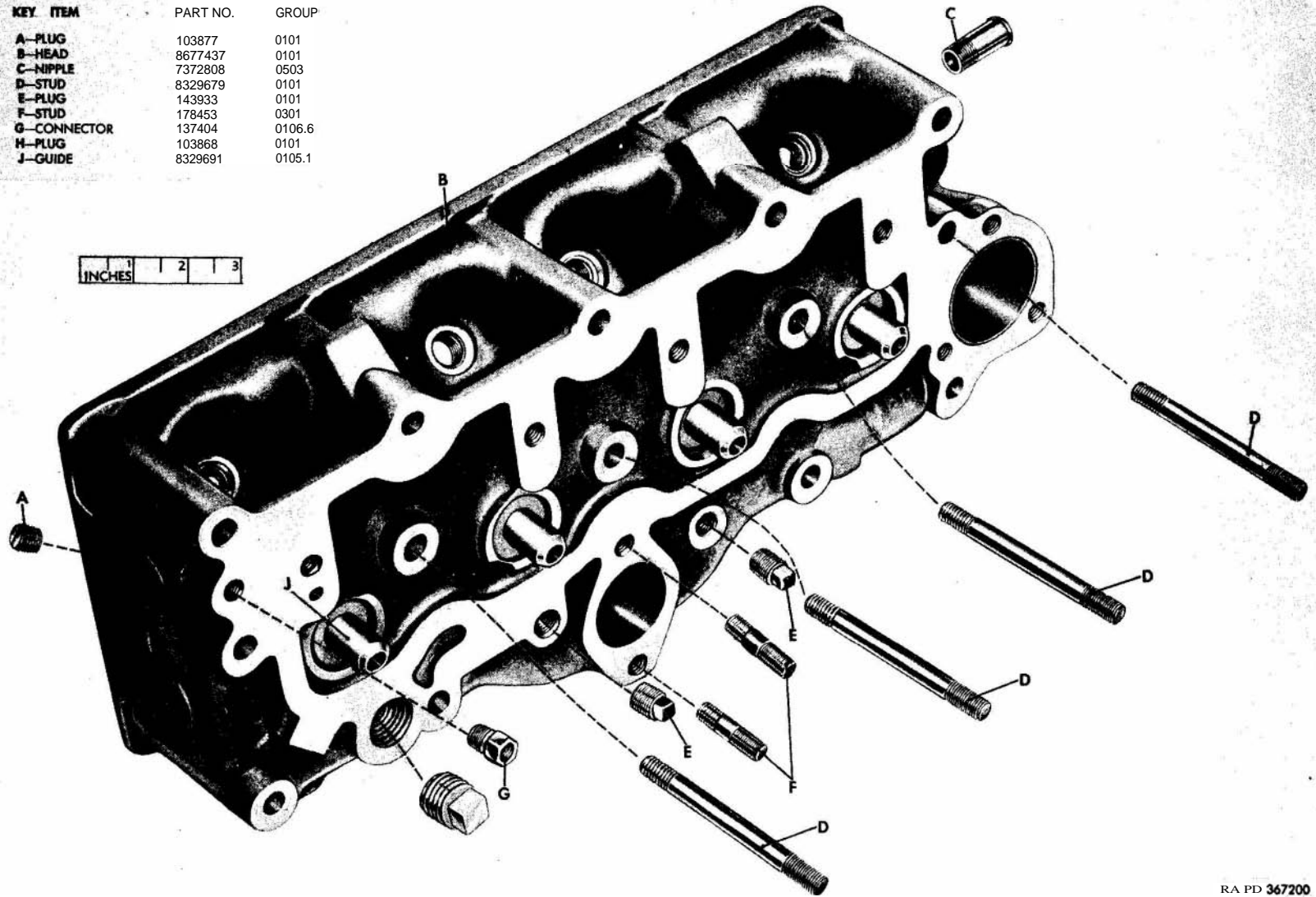
RA PD 181680

Figure 01-4. Engine assy—end sectional view

<i>Key</i>	<i>Item</i>	<i>Part No.</i>	<i>Group</i>
A	—DISTRIBUTOR, ASSY	7358569	0604.1
B	—GASKET -----	8328463	0101
C	—PIPE	8332084	0304.5
D	—HOOK -----	8332071	0100.1
E	—CARBURETOR, ASSY	8329774	0301
F	—ARM, ASSY -----	8329710	0105.2
G	—SHAFT, ASSY -----	8329720	0105.2
H	—HEAD, ASSY	8328474	0101
J	—PLUG -----	8357724	0605
K	—MANIFOLD, ASSY ----	8329699	0108
L	—VENTILATOR, ASSY .--	7371286	0106.5
M	—PUMP, ASSY.....	7376907	0106.1
N	—VALVE -----	7371275	0106.1
P	—SPRING -----	8331246	0106.1
Q	—SHIM	7371263	0106.1
R	—RETAINER	7371271	0106.1
S	—PAN, ASSY.....	7371278	0106.6
T	—SUPPORT	7371264	0106.6
U	—PLUG -----	7351892	0106.6
V	—STRAINER, ASSY ----	7036578	0106.6
W	—ROD, ASSY.....	7743751	0104.2
X	—CRANKSHAFT	8673476	0102.1
Y	—STARTER, ASSY -----	8328132	0603
Z	—PIPE, ASSY -----	8329683	0106.5

Figure 01-4. Engine assy--end sectional view—legend

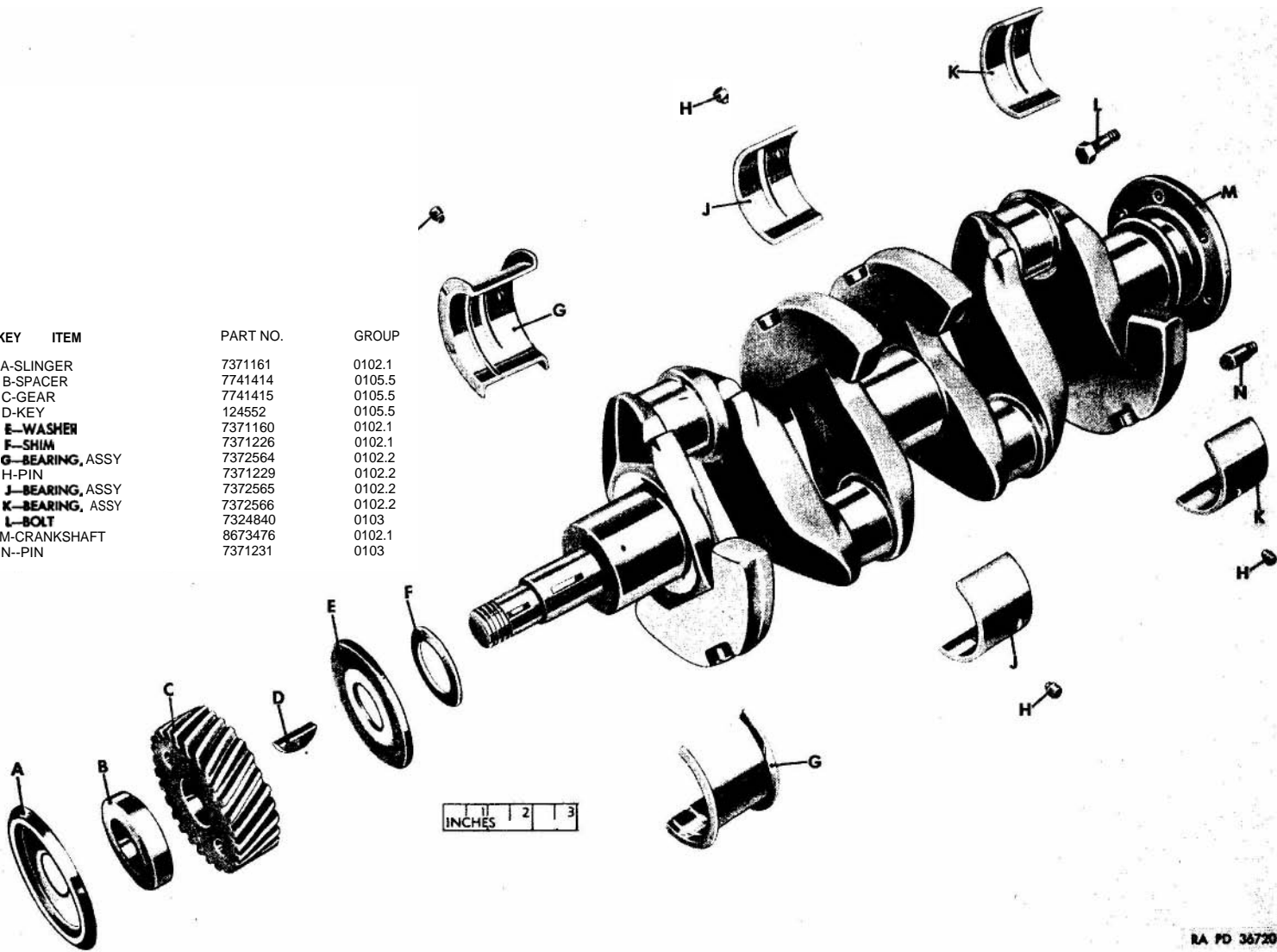
KEY ITEM	PART NO.	GROUP
A-PLUG	103877	0101
B-HEAD	8677437	0101
C-NIPPLE	7372808	0503
D-STUD	8329679	0101
E-PLUG	143933	0101
F-STUD	178453	0301
G-CONNECTOR	137404	0106.6
H-PLUG	103868	0101
J-GUIDE	8329691	0105.1



RA PD 367200

Figure 01-5. Cylinder head, assy (8328474)—exploded view

KEY ITEM	PART NO.	GROUP
A-SLINGER	7371161	0102.1
B-SPACER	7741414	0105.5
C-GEAR	7741415	0105.5
D-KEY	124552	0105.5
E-WASHER	7371160	0102.1
F-SHIM	7371226	0102.1
G-BEARING, ASSY	7372564	0102.2
H-PIN	7371229	0102.2
J-BEARING, ASSY	7372565	0102.2
K-BEARING, ASSY	7372566	0102.2
L-BOLT	7324840	0103
M-CRANKSHAFT	8673476	0102.1
N-PIN	7371231	0103



RA PD 367201

Figure 01-6. Crankshaft and bearings—exploded view

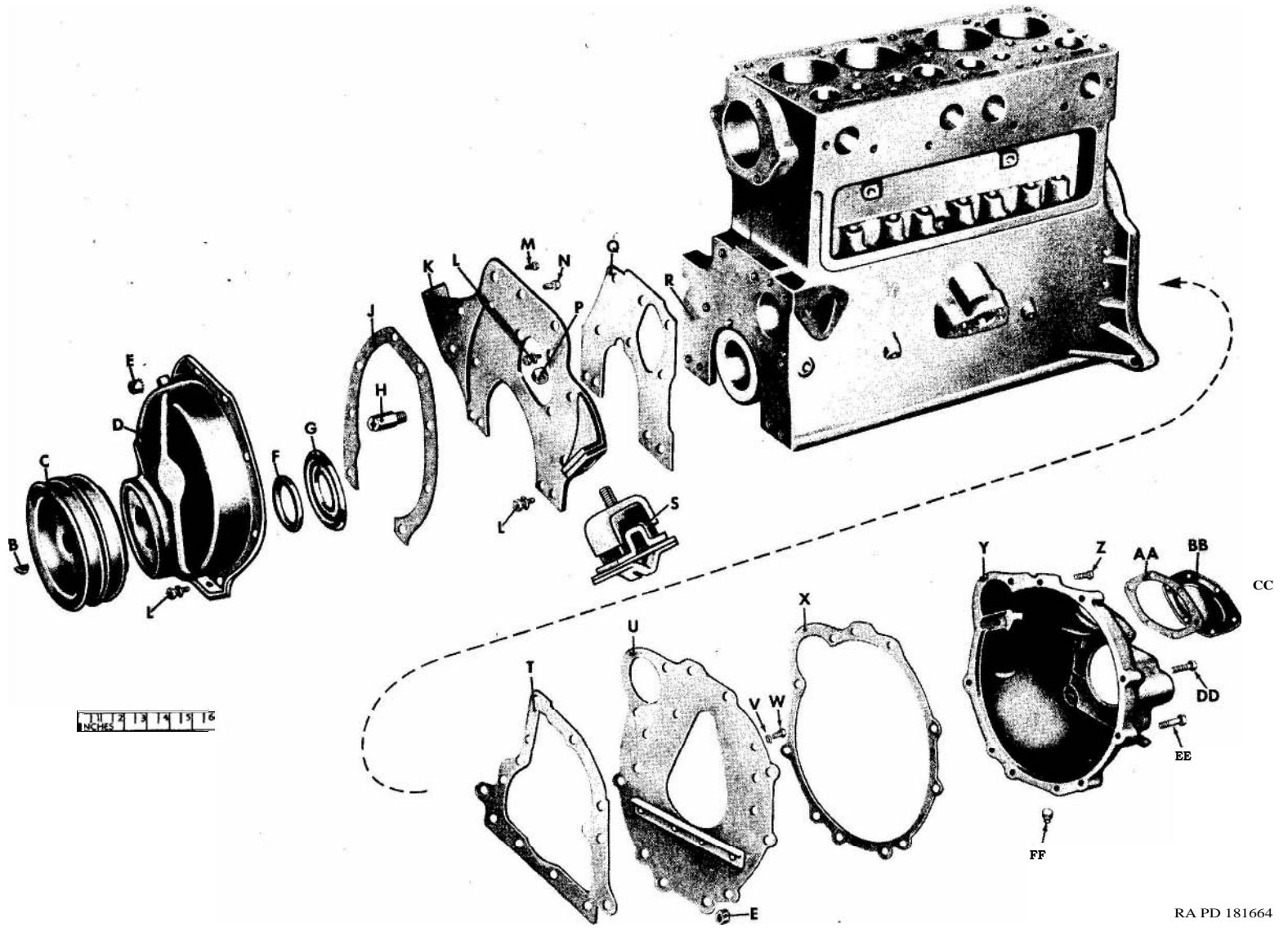


Figure 01-7. Cylinder block, flywheel housing and gear cover—exploded view

<i>Key</i>	<i>Item</i>	<i>Part No.</i>	<i>Group</i>
A	—NUT -----	7697864	0102.1
B	—KEY -----	124549	0102.1
C	—PULLEY -----	7372558	0102.1
D	—COVER -----	7372576	0105.5
E	—NUT -----	271193	f 0103
			0105.5
F	—SEAL -----	7375028	0102.1
G	—SLINGER -----	7371161	0102.1
H	—FITTING -----	7372557	0106.6
J	—GASKET -----	7371159	0105.5
K	—PLATE -----	7372578	0105.5
L	—BOLT -----	423569	0105.5
M	—SCREW -----	123520	0105.5
N	—SCREW -----	120647	0105.5
P	—NUT -----	271187	0100.2
Q	—GASKET -----	7741427	0105.5
R	—BLOCK -----	8677621	0101
S	—CUSHION -----	8328391	0100.2
T	—GASKET -----	8328049	0103
U	—PLATE -----	8328047	0103
V	—WASHER -----	A226060	0103
W	—SCREW -----	121661	0103
X	—GASKET -----	8328048	0103
Y	—HOUSING, ASSY -----	8328312	0103
Z	—SCREW -----	124128	0103
A[#]	—GASKET -----	8328313	0103
BB	—COVER -----	8328310	0103
CC	—BOLT -----	9409106	0103
DD	—SCREW -----	120640	0103
EE	—BOLT	8328311	0103
FF	—PLUG -----	103865	0103

Figure 01-7. Cylinder block, flywheel housing and gear cover—legend

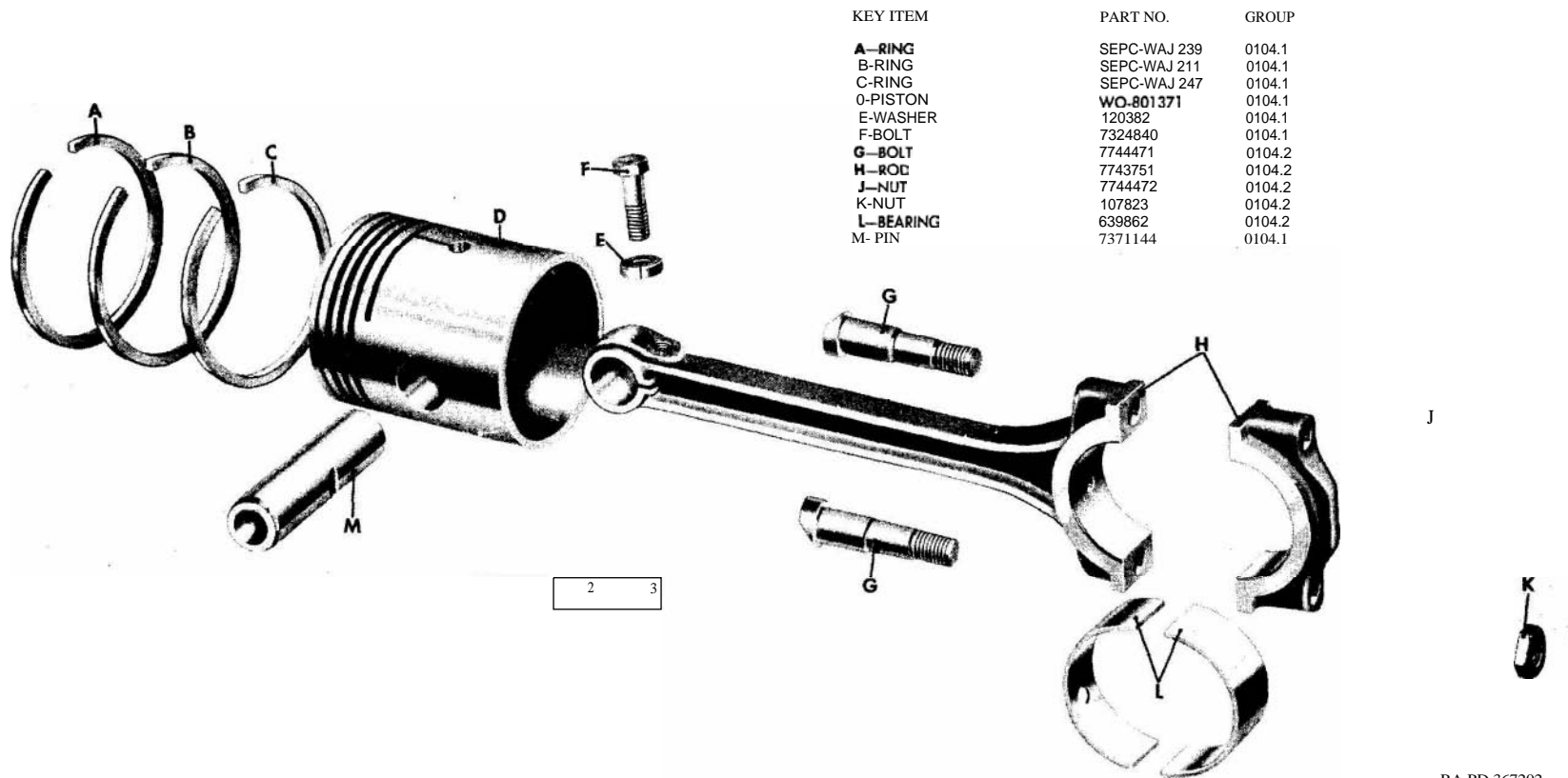


Figure 01-8. Piston and connecting rod—exploded view

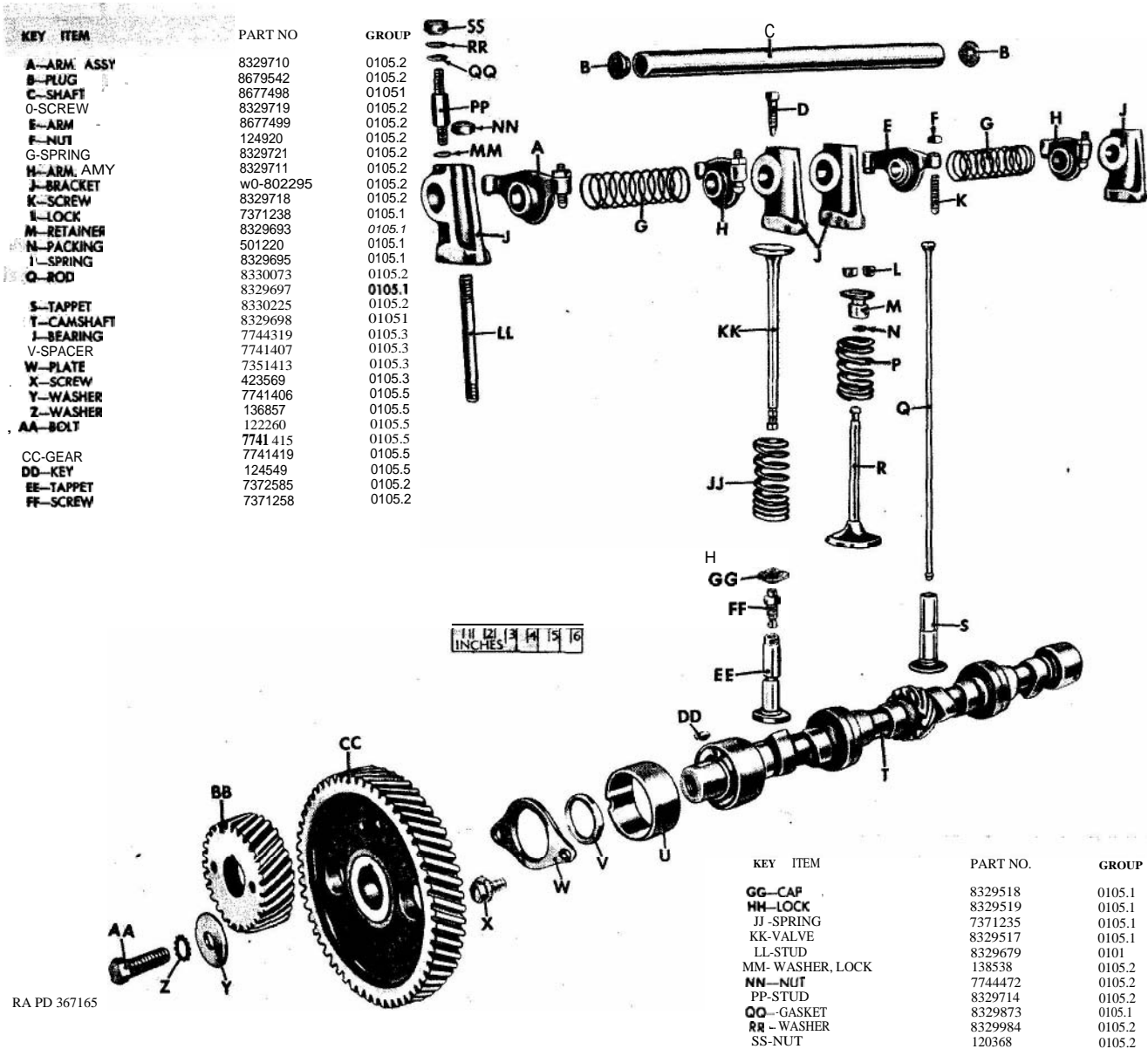
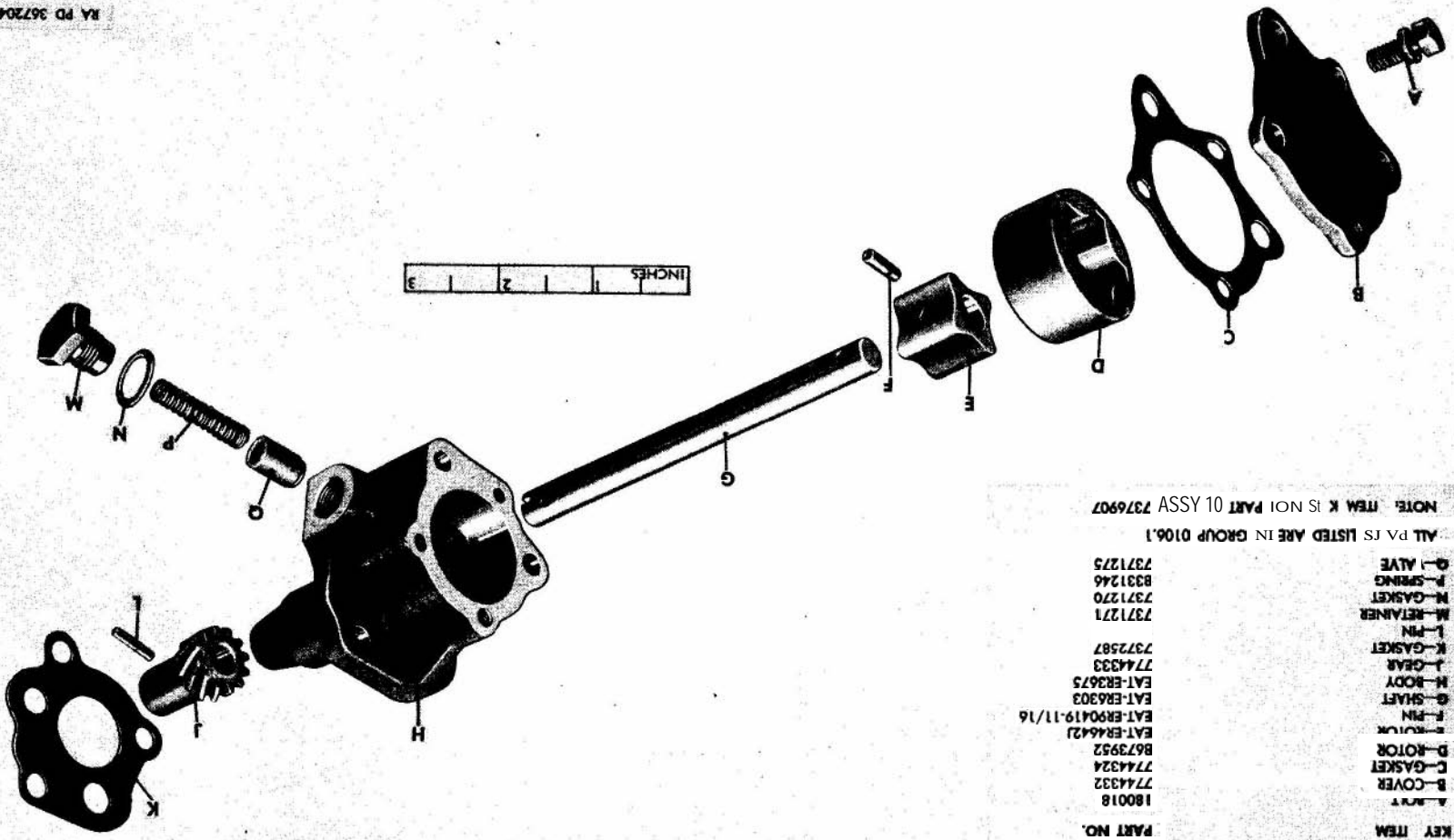


Figure 01-9. Camshaft, timing gears and valves-exploded view

RA PD 367204



PART NO.	KEY ITEM
180018	A-ALY
7744332	B-COVER
7744324	C-GASKET
8673952	D-ROTOR
EAT-ER4642J	F-PIN
EAT-ER90419-11/16	F-PIN
EAT-ER6303	G-SHAFT
EAT-ER3675	H-BODY
7744333	J-GEAR
7372587	K-GASKET
7371271	M-RETAINER
7371270	M-GASKET
8331246	P-SPRING
7371275	Q-ALY

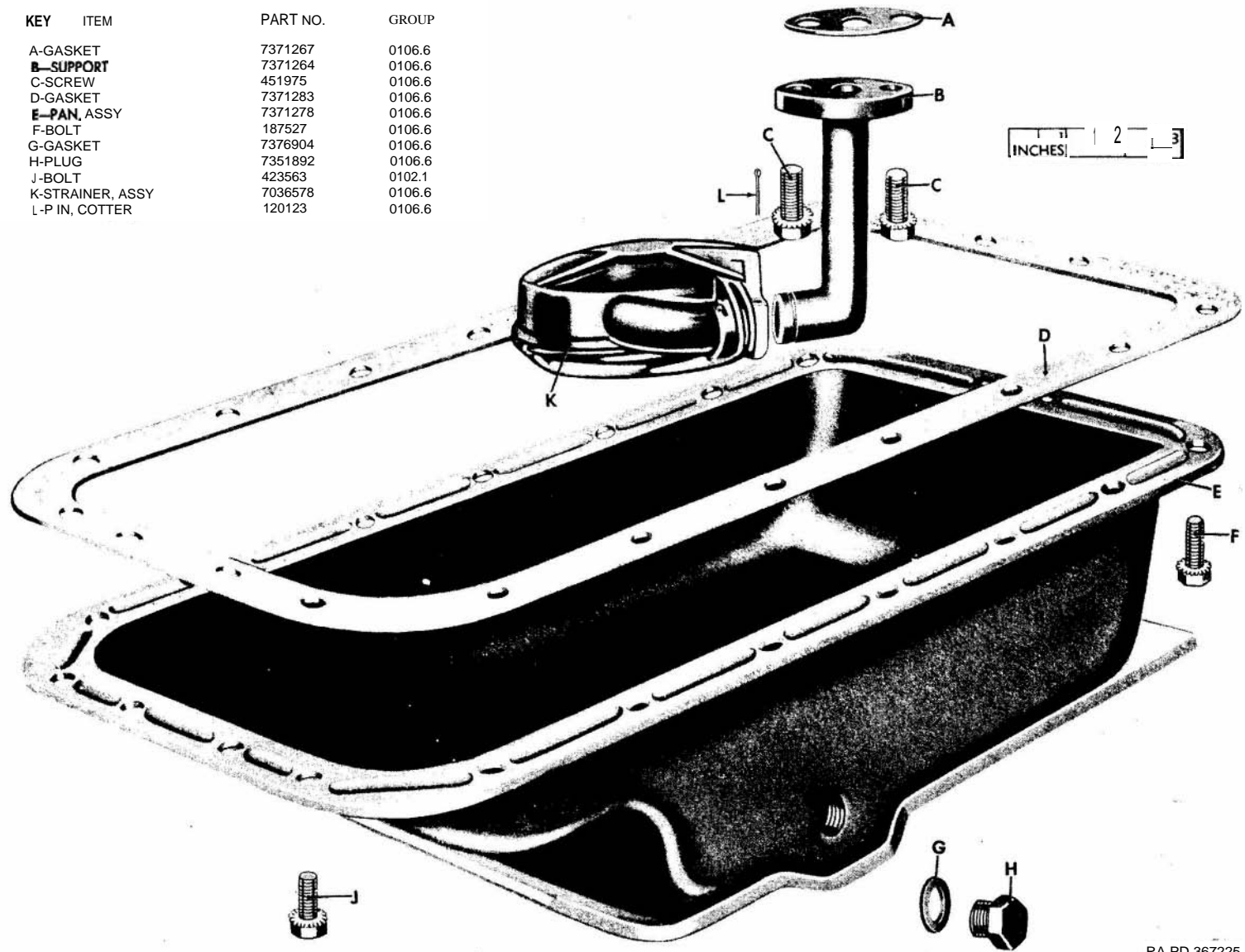
NOTE: ITEM K IS NOT PART 10

ALL PARTS LISTED ARE IN GROUP 0106.1

ASSY 10 7376907

Figure pump, assy (7376907)—exploded view

KEY	ITEM	PART NO.	GROUP
A	GASKET	7371267	0106.6
B	SUPPORT	7371264	0106.6
C	SCREW	451975	0106.6
D	GASKET	7371283	0106.6
E	PAN, ASSY	7371278	0106.6
F	BOLT	187527	0106.6
G	GASKET	7376904	0106.6
H	PLUG	7351892	0106.6
J	BOLT	423563	0102.1
K	STRAINER, ASSY	7036578	0106.6
L	P IN, COTTER	120123	0106.6

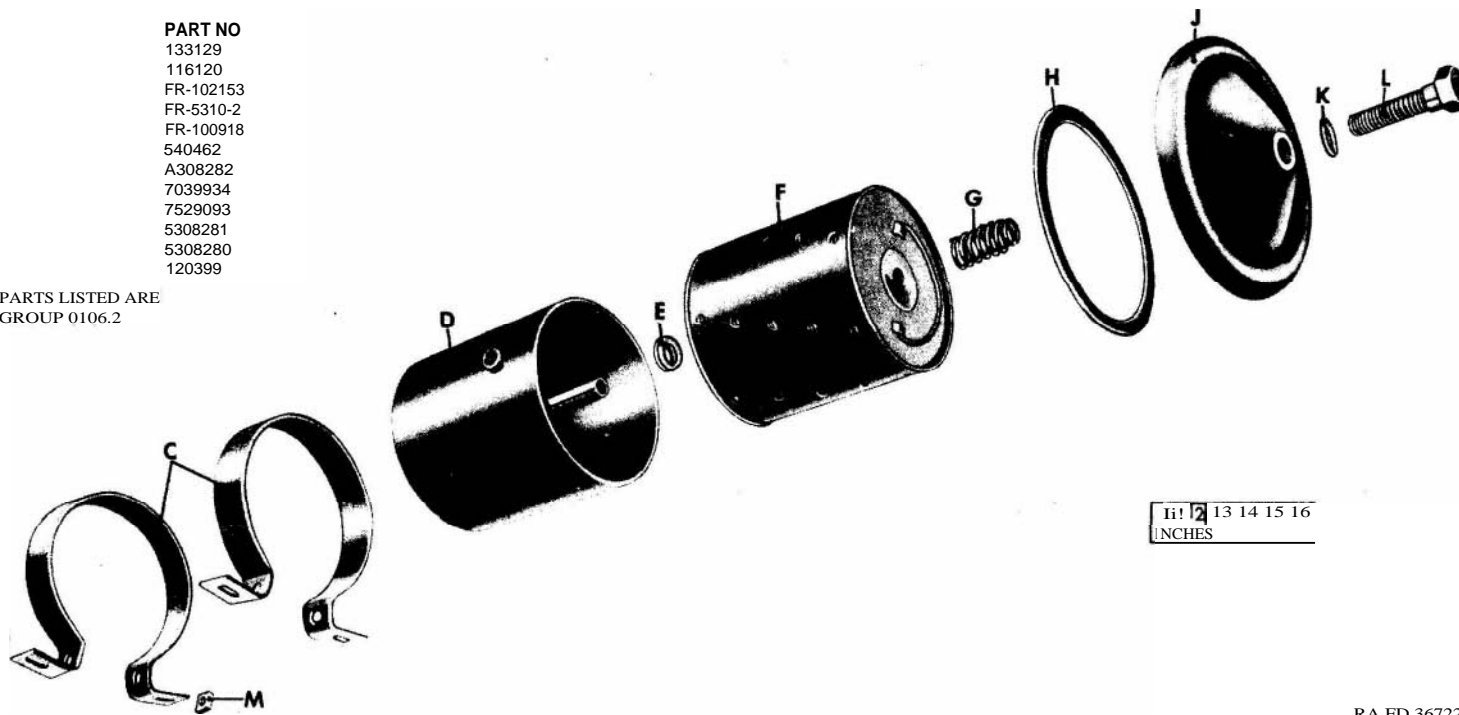


RA PD 367225

Figure 01-11. Oil pan—exploded view

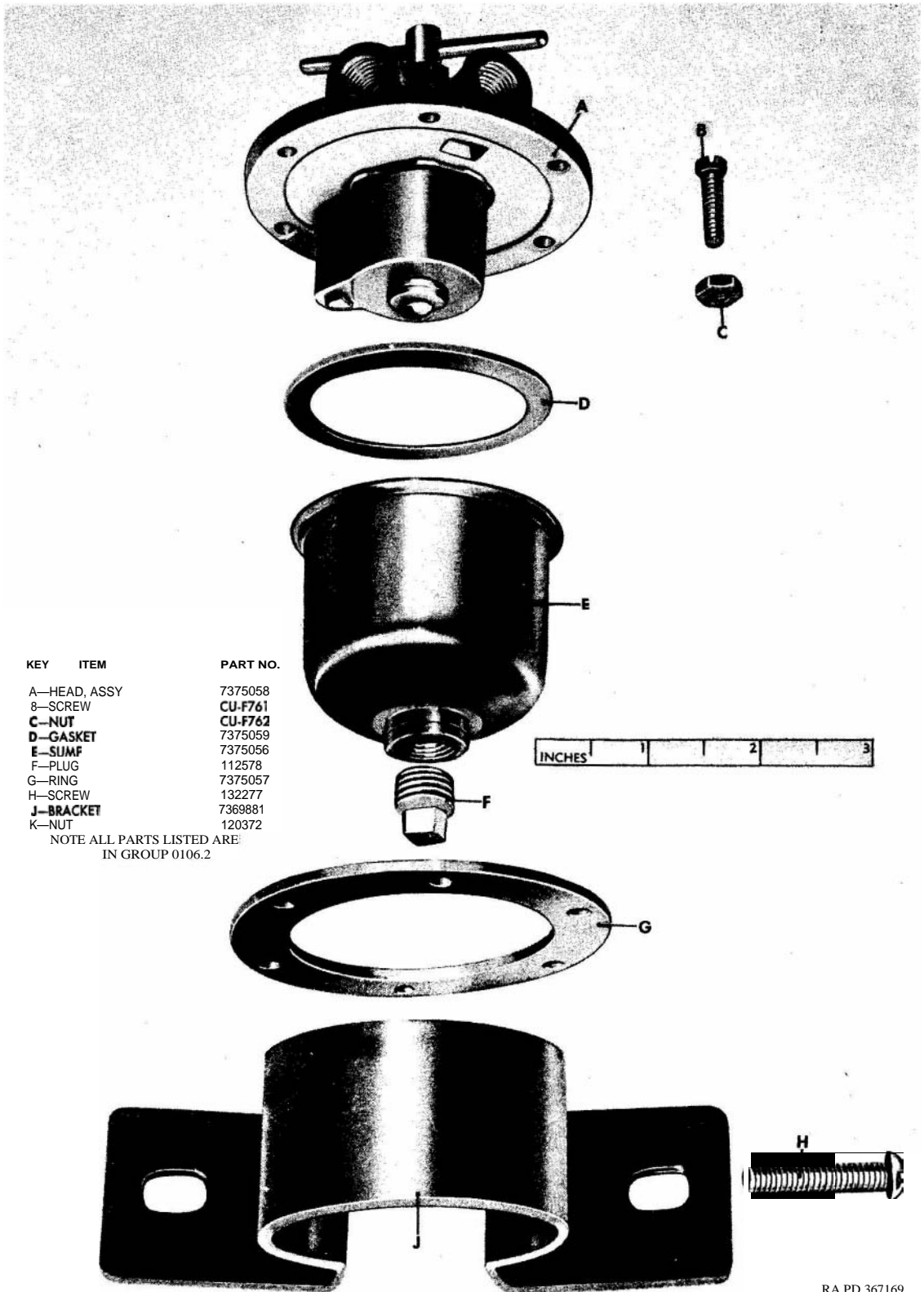
KEY	ITEM	PART NO
A	—SCREW	133129
B	—WASHER	116120
C	—CLAMP	FR-102153
D	—BODY	FR-5310-2
E	—GROMMET	FR-100918
F	—ELEMENT	540462
G	—SPRING	A308282
H	—GASKET	7039934
J	—COVER	7529093
K	—GASKET	5308281
L	—SCREW	5308280
M	—NUT	120399

NOTE: ALL PARTS LISTED ARE
IN GROUP 0106.2



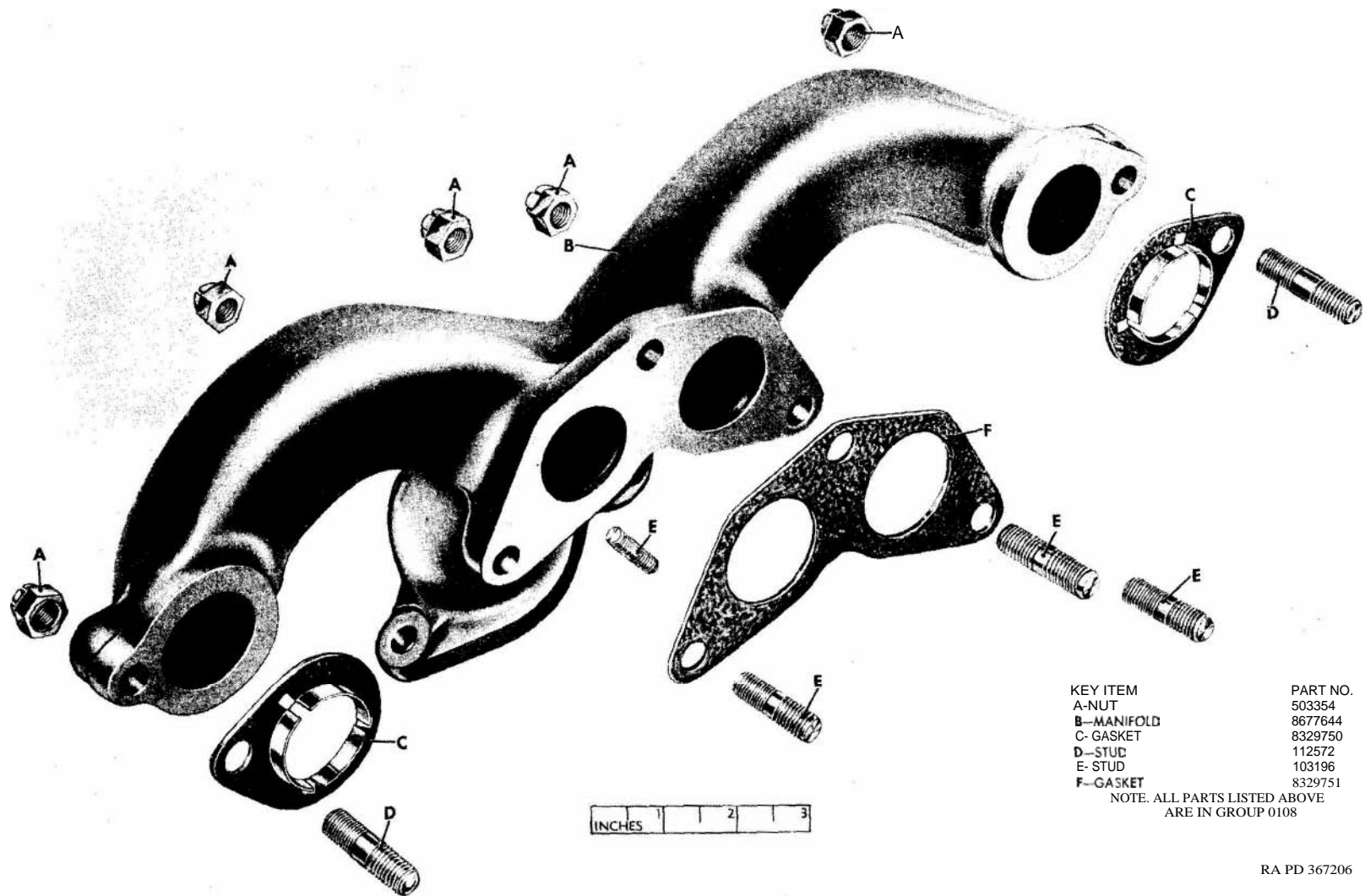
RA FD 367229

Figure 01-12. Oil filter, assy (540501) (Fram)-exploded view



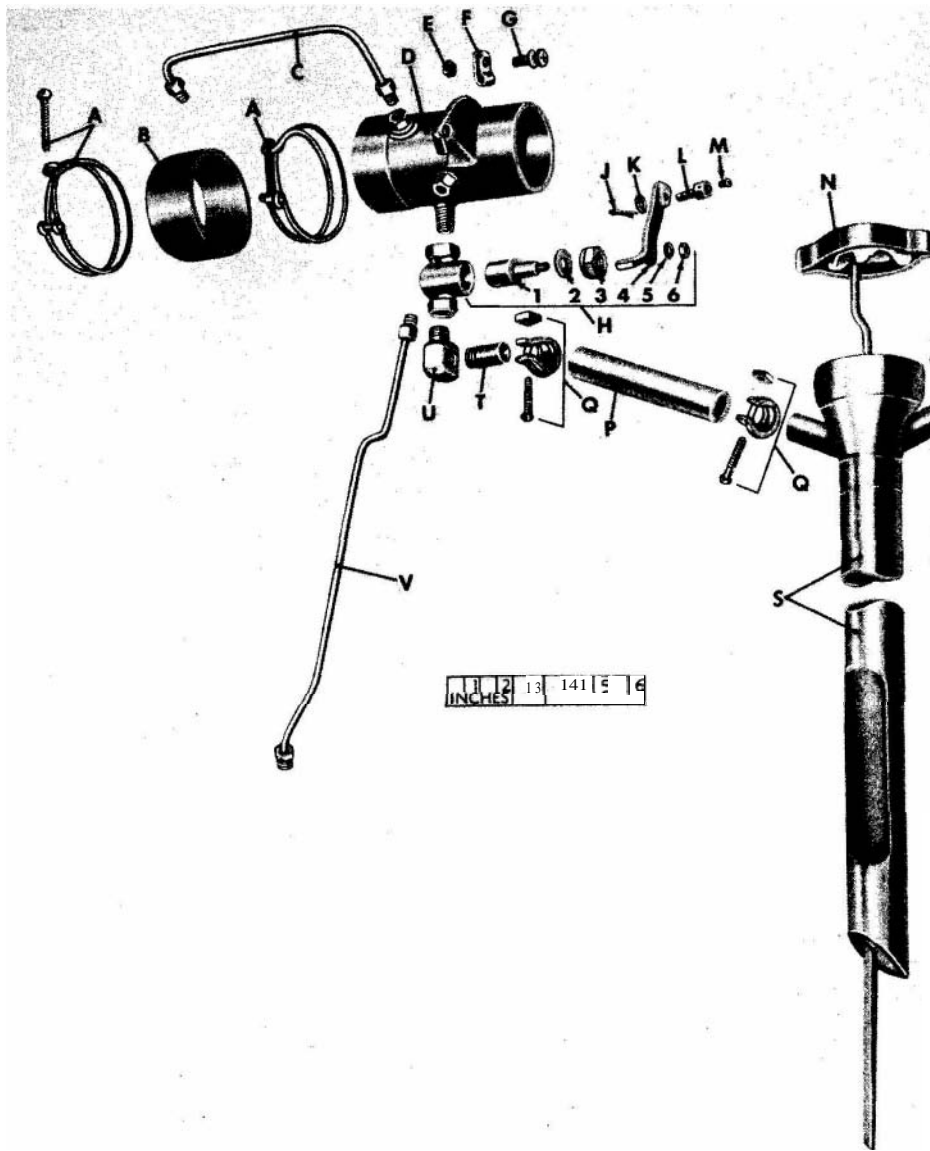
RA PD 367169

Figure 01-13. Oil filter, assy (7375060) (Cuno)—exploded view



RA PD 367206

Figure 01-14. Exhaust manifold—exploded view



KEY ITEM	PART NO	GROUP
A-CLAMP	116574	0304.1
B-HOSE	8329646	0304.1
C-LINE	8677523	0304.5
O-PIPE	8677521	0304.5
E-NUT	120361	0304.5
F-CLIP	8393078	0304.5
G-SCREW W/LOCK WASHER	454783	0304.5
H-VALVE	7372752	0304.5
1. SEAT	NPN	
2. WASHER	NPN	
3. NUT	NPN	
4. LEVER	ANB-8X3	0304.5
5. WASHER	ANB-2X62	0304.5
6. NUT	ANB-3X11	0304.5
I-PIN	119981	0304.5
K-WASHER	120391	0304.5
L-PIN	7372554	0304.5
M-SCREW	132684	0304.5
N-GAGE	8328406	0106.6
P-HOSE	8332675	0304.1
O-CLAMP	8330945	0304.1
R-ELBOW	8329715	0105.2
S-PIPE, ASSY	8329683	0106.5
T-NIPPLE	7047970	0304.5
U-ELBOW	8677538	0304.5
V-LINE	8673356	0304.5

NOTE: ITEMS H-1, H-2, H-3 NOT AVAILABLE AS COMPONENTS

RA PD 367177

Figure 01-15. Upper vent system—exploded view

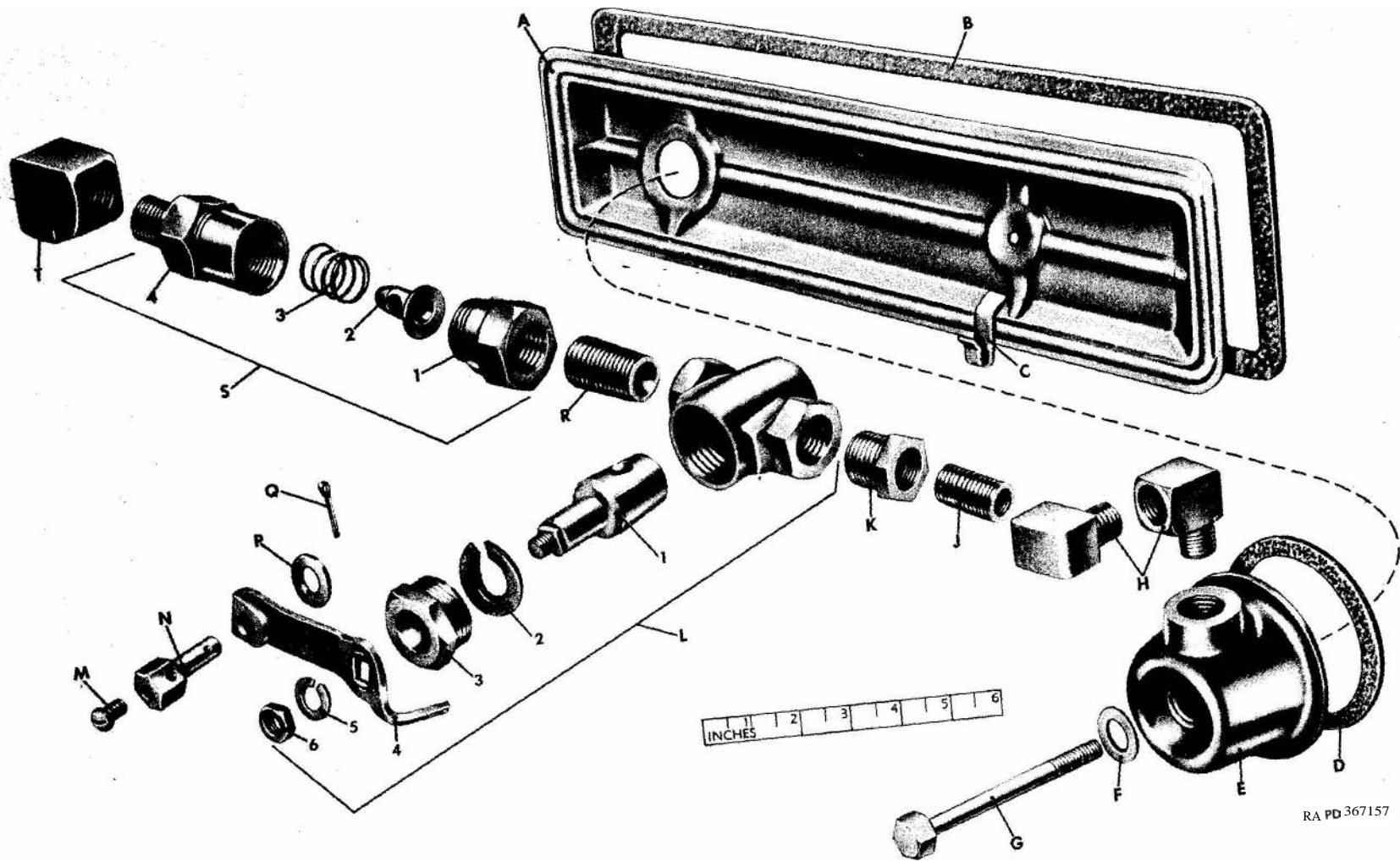


Figure 01-16. Lower vent system—exploded view

<i>Key</i>	<i>Item</i>	<i>Part No.</i>	<i>Group</i>
A	—COVER	7371237	0105.1
B	—GASKET	FM-GPW6521	0105.1
C	—CLIP	WO-807709	0105.1
D	—GASKET	7371272	0106.5
E	—VENTILATOR	7371286	0106.5
F	—GASKET	8329873	0105.1
G	—SCREW	7741420	0105.1
H	—ELBOW	WO-809656	0106.5
J	—NIPPLE	192032	0304.5
K	—BUSHING	144035	0304.5
L	—VALVE - -	7372752	0304.5
	1—SEAT	NPN	
	2—WASHER	NPN	
	3—NUT	NPN	
	4—LEVER	ANB-8X3	0304.5
	5—WASHER	ANB-2X62	0304.5
	6—NUT	ANB-3X11	0304.5
M	—SCREW	132684	0304.5
N	—PIN	7372554	0304.5
P	—WASHER	120391	0304.5
Q	—PIN	119981	0304:5
R	—NIPPLE	192050	0304.5
S	—VALVE	5336400	0304.5
	1—RETAINER	B246309	0304.5
	2—VALVE	A291788	0304.5
	3—SPRING	5291787	0304.5
	4—BODY	AC-1543013	0304.5
T	—ELBOW	8329637	0304.5

Figure 01-16. Lower vent system—legend

(1)	(2)	(3)	(4)	(5)	(6)	(7)	(8)	(9)
ILLUSTRATION NO.	REFERENCE SYMBOLS	FEDERAL STOCK NO.	ORDNANCE STOCK NO.	MFR'S PART NO.	ORDNANCE PART NO.	DESCRIPTION	QUANTITY INCORPORATED IN UNIT	UNIT OF ISSUE
						GROUP 01-ENGINE		
						0100.1—POWER PLANT ASSEMBLY		
01-1, 8, 4		G758-8828396 G758-8332071	WO-804766 WO-808476 WO-808666	8328396 8832071	HOOK, engine lifting (superseded by HOOK 8382071) HOOK, engine lifting (supersedes HOOK 8328896) POWER PLANT, assy (ready to operate) (includes fuel PUMP, CARBURETOR, DISTRIBUTOR, spark PLUGS, oil PUMP, oil FILTER, water PUMP, THERMOSTAT, FAN, fan BELTS, CLUTCH, FLYWHEEL, flywheel HOUSING, GENERATOR, STARTER, TRANSMISSION, and TRANSFER)	1 1 1	ea ea ea
						0100.2—ENGINE ASSEMBLY		
	H1	2805-737-2544	G740-7372544 H101-9409110	WO-800809	7372544 9409110	BRACKET, mounting, rear BOLT, assembled washer, hex-hd, split lock washer, S, cd- or zn-pltd, $\frac{3}{8}$ -16UNC-2A x	1 4	ea ea
	H1	2805-737-2545 010-4097	G740-7372545 H001-0924218 G740-8328043	WO-649707	7372546 104097 8328043	BRACKET, stay cable, rear..... RIVET, b-hd, solid, S, $\frac{5}{16}$ x 3%..... CABLE, stay (between engine and transmission)	1 1 1	ea ea ea
	Hi		H101-0271193	WO-804488	271193	NUT, hex, It, ext-teeth lock washer, S, cd- or zn-pltd, $\frac{3}{8}$ -24NF-2B	2	ea
01-1, 2, 7		G758-8328391 H001-5419841	WO-805522	8328391 120213	CUSHION, front mounting support, assy..... BOLT, MACHINE, cap, hex-hd, S, cd- or zn-pltd, $\frac{5}{16}$ -24UNF-2A x	2 4	ea ea
01-7	H1		H101-0271187		271187	NUT, hex, It, ext-teeth lock washer, S, cd- or zn-pltd, $\frac{5}{16}$ -24NF-2B	4	ea
	H1		H101-0442832		442832	NUT, safety ("Huglock" It, thk), S, cd- or zn-pltd, $\frac{1}{2}$ -20UNF-2B	2	ea
	H1	5310-012-0393	H001-7043711		120393	WASHER, FLAT, S, cd- or zn-pltd, $\frac{1}{16}$ ID, $\frac{1}{16}$ OD, 0.065 thk	3	ea
	H1		H001-7124911		178532	WASHER, LOCK, int-ext-teeth, S, cd- or zn-pltd, $\frac{3}{16}$ x 0.900 OD	1	ea
	H1	2805-737-2551	G740-7372561 H101-0271193	WO-801053	7372551 271193	CUSHION, rear mounting support - - - - - NUT, hex, It, ext-teeth-lock washer, S, cd- or zn-pltd, $\frac{3}{8}$ -24NF-2B	1 2	ea ea
	H1				442828	NUT, lock, hex, S, cd- or zn-pltd, $\frac{3}{8}$ -24NF-2.....	2	ea
	HI	5310-012-0394	H001-7043741		120394	WASHER, FLAT, S, cd- or zn-pltd, 1. ID, $\frac{3}{16}$ OD, 0.065 thk	2	ea
	H1	5310-012-0388	H001-7045591		120388	WASHER, FLAT, S, cd- or zn-pltd, $\frac{9}{16}$ ID, 1 OD, 0.083 thk	2	ea

01-1,2			G758-8328393	WO-806879		ENGINE, w/FLYWHEEL and flywheel HOUSING, less CLUTCH, assy	1	ea		
				WO-806878	8328393	ENGINE, w/ACCESSORIES, assy (includes fuel PUMP, CARBURETOR, DISTRIBUTOR, spark PLUGS, oil PUMP, oil FILTER, water PUMP, THERMOSTAT, FAN, fan BELTS, CLUTCH, FLY-WHEEL, flywheel HOUSING, GENERATOR, and STARTER)	1	ea		
01-3,7	H6		H106-0103647	WO-806876		ENGINE, w/ACCESSORIES, assy (same as ENGINE 8328393, w/o CLUTCH and flywheel HOUSING)	1	ea		
				0101—CYLINDER BLOCK AND HEAD						
				WO-806279	8677623	BLOCK, cylinder - - - - -	1	ea		
				WO-806877		BLOCK, cylinder, assy (short) - - - - -	1	ea		
01-3,4	H6		H106-0103647	WO-806281	8677621	BLOCK, cylinder, w/BEARINGS, assy.....	1	ea		
				WO-806280	8677622	BLOCK, cylinder, w/crankshaft bearing CAPS, PLUGS, and valve GUIDES, assy	1	ea		
01-5				COCK, drain, tee-handle, br, 1/4 in. male pipe end (type C)			1	ea		
01-3,4			G758-8328463	VG-1057	8328463	GASKET, cylinder head - - - - -	1	ea		
01-5			5310-276-3455	WO-807036		HEAD, cylinder - - - - -	1	ea		
				G758-8329676	WO-807005	8677437	BOLT, hex-hd, 1/16-14NC-3 x 1 1/16 - - - - -	1	ea	
				G758-8329677	WO-801000	8329676	SCREW, 1/16-14NC-3 x 4 1/4.....	12	ea	
				G758-8329678	WO-805730	8329677	SCREW, hex-hd, 1/16-14NC-3 x 4N (at engine lift hook)	2	ea	
					WO-806206	8329678	WASHER, FLAT, S, cd- or zn-pltd, 1 3/8 ID, 1 OD, thk (superseded by WASHER 103342)	11	ea	
01-3,4, 5	H1		11001-1530010		103342	WASHER, FLAT, S, fin, 5/8 ID, 3/16 OD, 1/8 thk (supersedes WASHER 8329680)	11	ea		
				G758-8328474	WO-806266	8328474	HEAD, cylinder, w/CONNECTOR, GUIDES, NIPPLE, PLUGS, and STUDS, assy	1	ea	
					WO-806288	8673354	HEAD, cylinder, w/THERMOSTAT, HOUSING, water temperature sending UNIT, assy	1	ea	
01-5	H6	014-3933	H006-0283569	WO-907878		PLUG, expansion, S, 1 1/4 in. dia (cylinder block, RH side)	2	ea		
				G758-8329675	WO-805472	8329676	PLUG, pipe, dld-sq-hd, S, 1/8-27NPT (superseded by PLUG 117243) (main oil gallery)	1	ea	
01-6	H6	010-3865	11006-0283566		143933	PLUG, PIPE, sq-hd, CI, cd- or zn-pltd, X in. (plug holes in cylinder head for primer fittings)	2	ea		
				010-3868	H006-0283571	103868	PLUG, PIPE, sq-hd, CI, 1/8 in. (oil filter hole).....	2	ea	
01-5	H6		H106-0117243		117243	PLUG, PIPE, sq-hd, CI, 1/4 in. (optional w/PLUG 103880) (heat indicator hole in cylinder head)	1	ea		
				010-3877	11006-0283956	103877	PLUG, pipe, sq-hd, S, cd- or zn-pltd, 1/4 in. (supersedes PLUG 8329675) (main oil gallery)	1	ea	
						PLUG, pipe, sq-hd, S, 1/4 in. (main oil gallery).....	1	ea		

(1) ILLUSTRATION NO.	(2) REFERENCE SYMBOLS	(3) FEDERAL STOCK NO.	(4) ORDNANCE STOCK NO.	(5) MFR'S PART NO.	(6) ORDNANCE PART NO.	(7) DESCRIPTION	(8) QUANTITY INCORPORATED IN UNIT	(9) UNIT OF ISSUE
GROUP 01—ENGINE—Continued								
0101—CYLINDER BLOCK AND HEAD—Continued								
01-5,9	H6	010-3880	H106-0103880	103880	PLUG, PIPE, sq-hd, S, ½ in. (optional w/PLUG 103868) (heat indicator hole in cylinder head)	1	ea
	H6	011-3185	H006-0283755	113185	PLUG, PIPE, sq-socket, hdls, MI, ¾ in. (main oil gallery)	2	ea
		G758-8329679	WO-649708	8329679	STUD, rocker arm shaft support (part of HEAD assy 8328474)	4	ea
	H1	H101-0103151	103151	STUD, S, ¼-20NC (¾" x ¼-28NF-2 O2) x 1 (hole plugs in block)	2	ea
0102.1—CRANKSHAFT								
01-3,4,6		G716-8673476	WO-646316	8673476	CRANKSHAFT, w/COUNTERWEIGHT	1	ea
		2805-774-4473	G503-7744473	WO-647078	7744473	CRANKSHAFT, w/flywheel BOLT, NUT, and WASH- ER , assy	1	ea
01-3,7		2805-737-2558	G740-7372558	WO-649722	7372558	PULLEY, drive, fan and generator (double V)	1	ea
01-7	H1	012-4549	H001-0518022	124549	KEY, Woodruff, alloy-S, ½ x ¼ (No. 606 or 9)	1	ea
01-7		5310-769-7864	G503-7697864	WO-638513	7697864	NUT, hex, S, 1½.....	1	ea
01-7		2805-774-4469	G503-7744469	WO-643839	7744469	SEAL, oil, front, 1¾ in. (superseded by SEAL 7375028) .	1	ea
		2805-737-5028	G740-7375028	CM-15485A VG-49575 WO-647468	7375028	SEAL, oil, front, 1" in. (supersedes SEAL, 7744469)	1	ea
		2805-737-2560	G740-7372560	LVG-49650	7372560	SEAL, oil, rear, upper and lower	2	ea
01-3	2855-360-8062	G503-7371376	WO-A1124	7371376	SHIELD, pulley.....	1	ea
01-11	H1	042-3563	H101-0423563	-----	423563	BOLT, INTEGRAL LOCK WASHER, hex-hd, S, cd- or zn-pltd, ¾-18NC-2 x 1½	6	ea
01-6 01-6,7	2805-360-7886	G503-7371226	WO-630262	7371226	SHIM, adjusting, 0.002 in. thk (drive gear) - - - - -	1	ea
			G503-7371161	WO-375877	7371161	SLINGER, oil - - - - -	1	ea
		2930-737-2559	G740-7372559	WO-649849	7372559	SPACER, fan pulley shield - - - - -	6	ea
		5310-360-8064	G503-7743818	WO-A6701	7743818	WASHER, cloth, ¼ ID, ¾ OD, 0.005 thk (fan pulley shield spacer)	6	ea
01-6	-----	5310-360-7888	G503-7371160	WO-634796	7371160	WASHER, thrust, S, 1.251 ID, 3% OD, 0.153 thk (drive gear)	1	ea

				0102.2—MAIN BEARINGS		
2805-354-3789	G740-7372565	WO-645161	7372565	BEARING, half, center	2	ea
2805-737-2568	G740-7372568	WO-645164	7372568	standard		
2805-495-9607	G740-7372571	WO-645167	7372571	0.010 undersize		
2805-495-9610	G740-7372574	WO-645170	7372574	0.020 undersize		
				0.030 undersize		
.....	G740-7372564	WO-645160	7372564	BEARING, half, front	2	ea
2805-737-2567	G740-7372567	WO-645163	7372567	standard		
	G740-7372570	WO-645166	7372570	0.010 undersize		
	G740-7372573	WO-645169	7372573	0.020 undersize		
				0.030 undersize		
2805-354-3490	G740-7372566	WO-645162	7372566	BEARING, half, rear - - - - -	2	ea
	G740-7372569	WO-645165	7372569	standard		
2805-495-9608	G740-7372572	WO-645168	7372572	0.010 undersize		
2805-495-9611	G740-7372575	WO-645171	7372575	0.020 undersize		
3120-423-3071	G503-7371493	WO-A6798	7371493	0.030 undersize		
				BEARING SET, standard - - - - -	1	ea
				Composed of:		
			7372564	1 BEARING		
			7372565	1 BEARING		
			7372566	1 BEARING		
2805-360-7870	G503-7521218	WO-A6746	7521218	BEARING SET, 0.010 undersize	1	ea
				Composed of:		
			7372567	1 BEARING		
			7372568	1 BEARING		
			7372569	1 BEARING		
2805-737-1603	G503-7371603	WO-A6747	7371503	BEARING SET, 0.020 undersize	1	ea
				Composed of:		
			7372570	1 BEARING		
			7372571	1 BEARING		
			7372572	1 BEARING		
3120-360-7879	G503-7371504	WO-A6748	7371504	BEARING SET, 0.030 undersize	1	ea
				Composed of:		
			7372573	1 BEARING		
			7372574	1 BEARING		
			7372575	1 BEARING		
		WO-630288	CAP, bearing, center	1	ea
		WO-630285	CAP, bearing, front	1	ea
		WO-637236	CAP, bearing, rear	1	ea
5305-360-4509	G503-7371227	WO-381519	7371227	SCREW, cap, hex-hd, $\frac{1}{2}$ -13NC-2 x	6	ea
5310-012-0384	H001-7026801	120384	WASHER, LOCK, med, S, cd- or zn-pltd, $\frac{1}{2}$ in.	6	ea
5330-360-7882	G503-7371281	WO-637790	7371281	PACKING, rear bearing cap	2	ea
5305-360-7880	G503-7371229	WO-635377	7371229	PIN, dowel, bearing	5	ea

(1) ILLUSTRATION NO.	(2) REFER- ENCE SYMBOLS	(3) FEDERAL STOCK NO.	(4) ORDNANCE STOCK NO.	(5) MFR'S PART NO.	(6) ORDNANCE PART NO.	(7) DESCRIPTION	(8) QUANTITY INCOR- PORATED IN UNIT	(9) UNIT OF ISSUE
GROUP 01—ENGINE—Continued								
0103—FLYWHEEL AND RING GEAR								
						BEARING, bushing-type, clutch pilot (see subgroup 0201)		
	H1	H101-0571263	-----	571263	BOLT, MACHINE, cap, socket-hd, alloy-S, cd- or zn-pltd, $\frac{1}{4}$ -20NC-3 x $1\frac{1}{2}$ (seal support to rear engine plate)	4	ea
01-7			G740-8328310	WO-804417	8328310	COVER, inspection, clutch linkage (flywheel housing) -	1	ea
01-7	H1	H101-9409106	-----	9409106	BOLT, MACHINE, hex-hd, split lock washer, S, cd- or zn-pltd, $\frac{1}{4}$ -20UNC-2A x $\frac{3}{2}$	6	ea
				WO-A1441	8677008	FLYWHEEL.....	1	ea
01-3				WO-804314	FLYWHEEL, assy.....	1	ea
			G740-8328045	WO-805454	8328045	FLYWHEEL, w/ring GEAR, assy.....	1	ea
01-6			G503-7324840	WO-632157	7324840	BOLT, hex-hd, S, $\frac{3}{8}$ -24NF-2 x $1\frac{1}{2}$	4	ea
				WO-909393	NUT, hex, S, $\frac{3}{8}$ -24NF, spec.....	6	ea
01-6	5305-495-9562	G503-7371231	WO-632156	7371231	PIN, dowel, tapered, engine flywheel to crankshaft....	2	ea
	H1	H001-7017681	138489	WASHER, lock, ext-teeth, S, cd- or zn-pltd, % in.....	6	ea
01-7			G740-8328048	WO-804377	8328048	GASKET, bell housing to rear engine plate.....	1	ea
01-7			G740-8328313	ACK-PD3100 WO-804418	8328313	GASKET, clutch linkage inspection cover (flywheel housing)	1	ea
			G740-8328049	WO-804379	8328049	GASKET, cylinder block to rear engine plate.....	1	ea
			G758-8330239	VG-2003 WO-807762	8330239	GASKET, seal support to rear engine plate (% in.) - - -	4	ea
			G740-8328046	WO-802925	8328046	GEAR, ring, flywheel - - - - -	1	ea
				WO-804306	-----	HOUSING, flywheel.....	1	ea
01-1,7			G740-8328312	WO-804812	8328312	HOUSING, flywheel, assy - - - - -	1	ea
01-7			G740-8328311	WO-804367	8328311	BOLT, dowel, $\frac{3}{8}$ -24NF-3 x 3% - - - - -	2	ea
01-7	H1	H101-0271193	271193	NUT, hex, lt, ext-teeth-lock washer, cd- or zn-pltd, $\frac{3}{8}$ -24NF-2B (housing to engine plate to cylinder block (4), to engine plate to reinforcement (4))	8	ea
01-7	H1	012-0640	H101-0120640	120640	SCREW, cap, hex-hd, S, cd- or zn-pltd, $\frac{3}{8}$ -24NF-3 x $2\frac{1}{2}$	4	ea
01-7	H1	H101-0124128	-----	124128	SCREW, cap, hex-hd, S, cd- or zn-pltd, $\frac{3}{8}$ -24NF-3 x 3..	2	ea
01-3, 7	G740-8328047	WO-807889	8328047	PLATE, end, engine, rear (cylinder block to bell housing)	1	ea
01-7	H1	-----	H001-6419861	-----	121661	SCREW, cap, hex-hd, S, cd- or zn-pltd, $\frac{5}{16}$ -24NF-3 x 1.	6	ea
01-7	-----	5330-522-6060	G102-0101396	WIL-A11406X WO-805896	A226060	WASHER, sp, conical-concave, cop, 0.310 ID, 0.440 OD, 0.09 thk	6	ea
01-7	H6	010-3865	11006-0283566	-----	103865	PLUG, PIPE, sq-hd, CI, $\frac{1}{8}$ in. (flywheel housing) (optional w/PLUG 103877)	1	ea

	116	010-3877	11006-0283956		103877	PLUG, PIPE, sq-hd, S, $\frac{1}{2}$ in. (flywheel housing) (optional w/PLUG 103865)	1	ea
				WO-809304		POINTER, timing indicator (use after engines serial No. 49868)	1	ea
			G768-8328483	WO-805767	8328483	REINFORCEMENT, engine plate, rear, left	1	ea
			G758-8328484	WO-805768	8328484	REINFORCEMENT, engine plate, rear, right	1	ea
20-4	H1	H101-0103260		103260	STUD, S, $\frac{3}{16}$ -12NC-2 (%) x $\frac{3}{16}$ -18NF-2 (%) x 2% (plug, flywheel housing) (used to attach HANGER 7411681 listed in subgroup 2001.3 when winch is used)	1	ea
	H1		G740-8328125	WO-804289	8328125	SUPPORT, rear, cylinder block to rear engine plate - - -	1	ea
	H1		H001-5419141	122007	SCREW, cap, hex-hd, S, cd- or zn-pltd, $\frac{3}{16}$ -18NC-3 x %	2	ea
	H1	5305-017-2427	H101-0172427		172427	SCREW, TAPPING, hex-hd, fluted, taper-pt, S, cd- or zn-pltd, $\frac{1}{4}$ -20NC-2 x	4	ea
						0104.1—PISTONS AND PISTON RINGS		
01-8			G503-7324840	WO-632157	7324840	BOLT, hex-hd, S, $\frac{3}{8}$ -24NF-2 x 1 (locking, piston pin)	4	ea
01-8	HI	012-0382	H001-7025741	120382	WASHER, lock, med, S, cd- or zn-pltd, % in	4	ea
				SEPC-WAJ291	8677030	EXPANDER, piston compression ring (intermediate)	4	ea
				MNC-R1788C		(for normal and extreme oil consumption std and 0.020		
				WO-116108		oversize ring) (superseded by RING PR-B1061C)		
				SEPC-WAJ292	EXPANDER, piston compression ring (top) (for normal	4	ea
				WO-116613		and extreme oil consumption 0.030 and 0.040 oversize		
				PR-031E12A	ring) (superseded by RING PR-B1062C and PR-24929)		
				MNC-R5792		EXPANDER, piston oil regulating ring (bottom) (normal	4	ea
				WO-806146		and extreme oil consumption)		
				SEPC-WAJ294	8677031	EXPANDER, piston oil regulating ring (bottom) (for	4	ea
				MNC-R1787D		normal and extreme oil consumption std ring)		
				WO-116109				
				SEPC-WAJ304	EXPANDER, piston oil regulating ring (bottom) (for	4	ea
				WO-801492		normal and extreme oil consumption 0.020, 0.030, and		
				SEPC-WAJ296		0.040 oversize ring)		
				WO-801493		EXPANDER, piston oil regulating ring (bottom) (for	4	ea
						normal and extreme oil consumption 0.020, 0.030, and		
						0.040 oversize ring)		
01-8		5305-360-4545	G503-7871144	WO-636961	7371144	PIN, piston.....	4	ea
		2805-737-1145	G503-7371145	WO-116003	7371145	standard		
						0.003 oversize		
01-3		2805-737-2873	G740-7372873	WO-801476	7372873	PISTON, w/PIN, <i>assy</i>	4	ea
		2805-737-2874	G740-7372874	WO-801538	7372874	standard		
		2805-787-2875	0740-7372875	WO-801539	7372875	0.020 oversize		
		2805-787-2876	G740-7372876	WO-801540	7372876	0.030 oversize		
						0.040 oversize		

(1) ILLUSTRATION NO.	(2) REFERENCE SYMBOLS	(3) FEDERAL STOCK NO.	(4) ORDNANCE STOCK NO.	(6) MFR'S PART NO.	(6) ORDNANCE PART NO.	(7) DESCRIPTION	(8) QUANTITY INCORPORATED IN UNIT	(9) UNIT OF ISSUE
01-8				WO-801371 WO-801534 WO-801535 WO-801536 WO-809021 PR-031E12A PR-X4071A WO-809022 PR-031E12A PR-X4072A WO-809023 PR-031E12A PR-X4073A		<p align="center">GROUP 01—ENGINE—Continued</p> <p align="center">0104.1—PISTONS AND PISTON RINGS—Continued</p> PISTON, w/o PIN standard 0.020 oversize 0.030 oversize 0.040 oversize RING, oil regulating, piston (0.020 oversize), w/EXPANDER, assy (bottom) (normal oil consumption) Composed of:1 EXPANDER1 RING RING, oil regulating, piston (0.030 oversize), w/EXPANDER, assy (bottom) (normal oil consumption) Composed of :1 EXPANDER1 RING RING, oil regulating, piston (0.040 oversize), w/EXPANDER, assy (bottom) (normal oil consumption) Composed of: -- 1 EXPANDER - - - 1 RING RING, piston, bottom groove, standard 0.020 oversize 0.030 oversize 0.040 oversize RING, piston, bottom groove (extreme oil consumption),..... standard	4	<i>ea</i>
01-8				FM-GPW6156F SEPC-WAJ247 WO-116616 FM-GPW6156H SEPC-WAJ247C WO-116116 SEPC-WAJ247D WO-116117 SEPC-WAJ247E WO-116705 SEPC-WAJ298 MNC-R5153B STD WO-801480 MNC-R5153B020 WO-119022		standard 0.020 oversize 0.030 oversize 0.040 oversize RING, piston, bottom groove (extreme oil consumption),..... standard 0.020 oversize	4	<i>ea</i>

MNC-R5153D	0.030 oversize
WO-119023		
MNC-R5153B04C	-----	0.040 oversize
WO-119024		
SEPC-WAJ298	RING, piston, bottom groove (normal oil consumption), standard (superseded by RING SEPC-WAJ293)
WO-636148		
SEPC-WAJ293	-----	standard (supersedes RING SEPC-WAJ298) (super- seded by RING PR-B1060C)
WO-801480	-----	standard (supersedes RING SEPC-WAJ293)
PR-B1060C		
WO-806144		
SEPC-WAJ298C	-----	0.020 oversize (superseded by RING PR-X4071A)
WO-115796		
PR-X4071A	-----	0.020 oversize (supersedes RING SEPC-WAJ298C)
WO-809025		
SEPC-WAJ298D		0.030 oversize (superseded by RING PR-X4072A)
WO-115797		
PR-X4072A	0.030 oversize (supersedes RING SEPC-WAJ298D)
WO-809026		
SEPC-WAJ298E	-----	0.040 oversize (superseded by RING PR-X4073A)
WO-115798		
PR-X4073A		0.040 oversize (supersedes RING SEPC-WAJ298E)
WO-809027		
FM-GPW6155A	RING, piston, compression, second groove, ----- standard (superseded by RING SEPC-WAJ297)
SEPC-WAJ211		
WO-637042		
FM-GPW6155G	0.020 oversize (superseded by RING SEPC-WAJ297C)
SEPC-WAJ211C		
WO-116023		
FM-GPW6155H	0.030 oversize (superseded by RING SEPC-WAJ297D)
SEPC-WAJ211D		
WO-116024		
SEPC-WAJ211E	0.040 oversize (superseded by RING SEPC-WAJ297E)
WO-116704		
SEPC-WAJ297	RING, piston, compression, second groove, ---- standard (superseded by RING PR-72A367)
WO-116058		
PR-72A367	standard (supersedes RING SEPC-WAJ297)
WO-806145		
SEPC-WAJ297C	0.020 oversize (superseded by RING PR-B1061C)
WO-116060		
PR-B1061C	-----	0.020 oversize (supersedes RING SEPC-WAJ297C and EXPANDER 8677030)
WO-808797		
SEPC-WAJ297D	0.030 oversize (superseded by RING PR-B1062C)
WO-116061		

(1) ILLUSTRATION NO.	(2) REFERENCE SYMBOLS	(3) FEDERAL STOCK NO.	(4) ORDNANCE STOCK NO.	(5) MFR'S PART NO.	(6) ORDNANCE PART NO.	(7) DESCRIPTION	(8) QUANTITY INCORPORATED IN UNIT	(9) UNIT OF ISSUE
01-8		2805-360-7893	G503-7371146	PR-B1062C WO-808798 SEPC-WAJ297E WO-116708 PR-24929 WO-808799	8677512	GROUP 01—ENGINE—Continued 0104.1—PISTONS AND PISTON RINGS—Continued RING —Continued 0.030 oversize (supersedes RING SEPC-WAJ297D and EXPANDER SEPC-WAJ292) 0.040 oversize (superseded by RING PR-24929) 0.040 oversize (supersedes RING SEPC-WAJ297E and EXPANDER SEPC-WAJ292) RING, piston, compression, top groove, standard (superseded by RING PR-B2531A) standard (supersedes RING SEPC-WAJ239) 0.020 oversize (superseded by RING PR-B2532A) 0.020 oversize (supersedes RING SEPC-WAJ239C) 0.030 oversize (superseded by RING PR-B2533A) 0.030 oversize (supersedes RING SEPC-WAJ239D) 0.040 oversize (superseded by RING PR-B2534A) 0.040 oversize (supersedes RING SEPC-WAJ239E)	4	ea
				G503-7330714		SEPC-863 WO-A6794 WO-639864 WO-637042 WO-116616 WO-A6796 PR-B2532A		

2806-360-7899	G503-7371147	SEPC-WAJ211C SEPC-WAJ247C WO-A6797	7371147	4 RING 4 RING RING SET, piston, conventional type, 0,030 oversize Composed of:
2805-732-9277	G503-7329277	PR-B2533A SEPC-WAJ211D SEPC-WAJ247D WO-A15289	7329277	4 RING 4 RING 4 RING RING SET, piston, conventional type, 0,040 oversize (superseded by RING SET 7418112) Composed of:
		PR-B2534A SEPC-WAJ211E SEPC-WAJ247E SEPC-535 WO-116110	8393084	4 RING 4 RING 4 RING RING SET, piston, normal oil consumption, standard (optional with RING SET PR-68-4) Composed of:
		SEPC-WAJ239 SEPC-WAJ297 SEPC-WAJ293	8677030 8677031	4 EXPANDER 4 EXPANDER
	G780-7418111	SEPC-WAJ304 PR-B2532A PR-B1061C SEPC-WAJ298C SEPC-535D WO-116113	7418111	4 RING 4 RING 4 RING RING SET, piston, normal oil consumption, 0,020 over- size (optional with RING SET PR-68-4 +.020) Composed of:
		SEPC-WAJ304 PR-B2533A PR-B1062C PR-X4072A	8677030	4 EXPANDER 4 EXPANDER 4 RING 4 RING
	G780-7418112	SEPC-WAJ292 SEPC-WAJ304 PR-B2533A PR-B1062C PR-X4072A SEPC-535E WO-116706	7418112	RING SET, piston, normal oil consumption, 0,030 over- size (optional with RING SET PR-68-4 +.030) Composed of:
		SEPC-WAJ292 SEPC-WAJ304 PR-24929 PR-X4073A PR-B2534A		4 EXPANDER 4 EXPANDER 4 RING 4 RING 4 RING

(1) ILLUSTRATION NO.	(2) REFERENCE SYMBOLS	(3) FEDERAL STOCK NO.	(4) ORDNANCE STOCK NO.	(5) MFR'S PART NO.	(6) ORDNANCE PART NO.	(1) DESCRIPTION	(8) QUANTITY INCORPORATED IN UNIT	(9) UNIT OF ISSUE
						GROUP 01—ENGINE—Continued		
						0104.1—PISTONS AND PISTON RINGS—Continued		
				PR-68-4 WO-809045	-----	RING SET, normal oil consumption, standard, cr-pltd (optional with RING SET 8393084) Composed of:	1	ea
				PR-B2531A PR-B1060C PR-72A367	----- ----- -----	4 RING 4 RING 4 RING		
				PR-68-4 +.020 WO-809047	RING SET, piston, normal oil consumption, 0.020 over-size, cr-pltd (optional with RING SET 7418111) Composed of:	1	ea
				PR-B2532A PR-B1061C WO-809021	----- -----	4 RING 4 RING 4 RING w/EXPANDER		
				PR-68-4 +.030 WO-809048	-----	RING SET, piston, normal oil consumption, 0.030 over-size, cr-pltd (optional with RING SET SEPC-535D) Composed of:	1	ea
				PR-B2533A PR-B1062C WO-809022	----- ----- -----	4 RING 4 RING 4 RING w/EXPANDER		
				PR-68-4 +.040 WO-809049	-----	RING SET, piston, normal oil consumption, 0.040 over-size, cr-pltd (optional with RING SET 7418112) Composed of:	1	ea
				PR-24928 PR-24929 PR-72A367	----- ----- -----	4 RING 4 RING 4 RING w/EXPANDER		
			G780-7418113	SEPC-535X WO-801500	7418113	RING SET, piston, extreme oil consumption, standard .. Composed of:	1	ea
					8677030	4 EXPANDER		
					8677031	4 EXPANDER		
				SEPC-WAJ297 SEPC-WAJ293 SEPC-WAJ239	----- ----- -----	4 RING 4 RING 4 RING		
				SEPC-WAJ295 SEPC-535XB WO-801502	----- 7418114	8 SEGMENT RING SET, piston, extreme oil consumption, 0.020 oversize Composed of:	1	ea
			G780-7418114		8677030	4 EXPANDER		

			PR-B2532A PR-B1061C SEPC-WAJ293 SEPC-WAJ295B SEPC-535XC WO-801503	8677031	4 EXPANDER 4 RING ----- 4 RING 4 RING ----- 8 SEGMENT		
			SEPC-WAJ292 SEPC-WAJ304 PR-B2533A PR-B1062C SEPC-WAJ293 SEPC-WAJ295B SEPC-535XD WO-801504	8677058	RING SET, piston, extreme oil consumption, 0.030 oversize Composed of: ----- 4 EXPANDER ----- 4 EXPANDER ----- 4 RING ----- 4 RING ----- 4 RING ----- 8 SEGMENT	1	ea
		G780-7418115	SEPC-WAJ292 SEPC-WAJ304 PR-B2534A PR-B24929 SEPC-WAJ293 SEPC-WAJ295D SEPC-WAJ295	7418115	RING SET, piston, extreme oil consumption, 0.040 oversize Composed of: ----- 4 EXPANDER ----- 4 EXPANDER ----- 4 RING ----- 4 RING ----- 4 RING ----- 8 SEGMENT	1	ea
			SEPC-WAJ295B WO-801495 SEPC-WAJ295D WO-801496		SEGMENT, piston oil control ring (extreme oil consumption) (std) ----- SEGMENT, piston oil control ring (extreme oil consumption, 0.020 and 0.030 oversize) ----- SEGMENT, piston oil control ring (extreme oil consumption, 0.040 oversize ring)	8 8 8	ea ea ea
					0104.2-CONNECTING RODS AND BEARINGS		
01-8			WO-689862 WO-116534 WO-116535 WO-116536		BEARING, half, connecting rod Standard 0.010 undersize 0.020 undersize 0.030 undersize	8	ea
	3110-570-1528	G740-8330745	WO-807941	8330745	BEARING SET, connecting rod (8 bearings to each set) Standard	1	ea
	3110-570-1530	G740-8330746	WO-807944	8330746	0.010 undersize		
	3110-570-1531	G740-8330747	WO-807947	8330747	0.020 undersize		
01-8	----- 774-4471	G503-7744471	WO-807948	8330748	0.030 undersize		
01-8	----- 5310-774-4472	G503-7744472	WO-641768	7744471	BOLT, $\frac{3}{8}$ -24NF-2 x 2 $\frac{1}{4}$ (connecting rod cap) -----	8	ea
01-8	----- 5310-010-7823	H001-4057591	WO-641769	7744472	NUT, hex, S, $\frac{3}{8}$ -24NF-3 -----	8	ea
			107823		NUT, jam, stamped, hex, It, 9-notch, S, cd- or zn-pltd, $\frac{3}{8}$ -24NF	8	ea

(1) ILLUSTRATION NO.	(2) REFER- ENCE SYMBOLS	(3) FEDERAL STOCK NO.	(4) ORDNANCE STOCK NO.	(5) MFR'S PART NO.	(6) ORDNANCE PART NO.	(7) DESCRIPTION	(8) QUANTITY INCOR- PORATED IN UNIT	(9) UNIT OF ISSUE
GROUP 01—ENGINE—Continued								
0104.2—CONNECTING RODS AND BEARINGS								
—Continued								
01-3,4, 8	2805-360-7912	G503-7743751	WO-641770 WO-641771 WO-641772	8673393 8677015	ROD, connecting (for Nos. 1 and 3 cylinders) ROD, connecting (for Nos. 2 and 4 cylinders) ROD, connecting, w/BEARING and CAP, assy (for Nos. 1 and 3 cylinders)	2 2 2	ea ea ea
				WO-641773	ROD, connecting, w/BEARING and CAP, assy (for Nos. 2 and 4 cylinders)	2	ea
		2805-354-3784	G503-7743752	WO-641774 WO-641775	7743751 7743752	ROD, connecting, w/o BEARING and CAP, assy (for Nos. 1 and 3 cylinders) ROD, connecting, w/o BEARING and CAP, assy (for Nos. 2 and 4 cylinders)	2 2	ea ea
0105.1—VALVES, SPRINGS, AND GUIDES								
01-9		2805-737-5032	G740-7375032	EAT-K292 WO-800827	7375032	CAP, rotation, exhaust valve (used on engines through serial No. 97653)	4	ea
01-16			G716-8329518	TP-FR-RA58A WO-802587	8329518	CAP, rotation, exhaust valve (used on engines after serial No. 97653)	4	ea
01-16	-----	2805-354-3763	G503-7371237	WO-630303 WO-807708	7371237 -----	CLIP, open, S, cd- or zn-pltd, 5/8 drum tube (welded) (valve spring cover) (fuel pump to clutch housing pressurizing line) COVER, valve spring	1 1	ea ea
01-9,16			G503-0194032	DGM-5201 WO-51875	8329873	COVER, valve spring, w/CLIP, assy	2	ea
01-16			G503-7741420 G758-8329696	WO-645093 WO-806348 WO-807707	7741420 8329696 8677537	SCREW, cap, hex-hd, S, 1/16-18NC-2 x 3 1/16..... STUD, spec, S, 1/16-18NC-3 x 1/4	1 1	ea ea
01-16			G503-0194022	FM-GPW6521 WO-630305	COVER, valve spring, w/CLIP, and GASKET, assy..... GASKET, valve spring cover	1 1	ea ea
01-5		2805-737-5033	G740-8328126 G758-8329691 G740-7375033	WO-119137 WO-119138 EAT-K630 WO-800826	8328126 8329691 7375033	GUIDE, exhaust valve stem	4	ea
01-9			G716-8329519	TP-VR60 WO-643334	8329519	GUIDE, intake valve stem	4	ea
01-9			G503-7371238	WO-375994	7371238	LOCK, valve spring retainer (exhaust) (used on engines through serial No. 97653)	8	ea
01-9						LOCK, valve spring retainer (exhaust) (used on engines after serial No. 97653)	8	ea
01-9						LOCK, valve spring retainer, upper (intake)	8	ea

			G758-8329694	WO-800986	8329694	PACKING, oil valve stem (superseded by PACKING 501220)	4	ea
01-9	H2		11002-0501220	501220	PACKING, "O" ring, class B material, thk, ID (supersedes PACKING 8329694)	4	ea
01-9		2805-737-5034	G758-8329693	WO-649751	8329693	RETAINER, intake valve spring.....	4	ea
			G740-7375034	EAT-R697	7375034	RETAINER, valve spring, exhaust (used on engines through serial No. 97653)	4	ea
				WO-800828				
01-3,9	5340-360-7925	G503-7371235	WO-638636	7371235	SPRING, valve (exhaust)	4	ea
01-9			G758-8329695	WO-800417	8329695	SPRING, valve (intake) - - - - -	4	ea
		2805-737-5035	G740-7375035	EAT-5256	7375035	VALVE, exhaust (used on engines through serial No. 97653)	4	ea
				WO-800829				
01-3,9			G716-8329517	WO-807342	8329517	VALVE, exhaust (used on engines after serial No. 97653)	4	ea
01-9			G758-8329697	WO-646421	8329697	VALVE, intake.....	4	ea
0105.2—PUSH RODS, ROCKER ARMS, TAPPETS, AND COVERS								
01-9				WO-805377	8677499	ARM, rocker, left	2	ea
				WO-805378		ARM, rocker, right	2	ea
01-4,9			G758-8329710	WO-805375	8329710	ARM, rocker, w/BUSHING, left, assy	2	ea
01-9			G758-8329711	WO-805376	8329711	ARM, rocker, w/BUSHING, right, assy	2	ea
			G758-8329712	WO-805374	8329712	BRACKET, mounting, rocker shaft (superseded by BRACKET WO-802295)	4	ea
01-9				WO-802295	BRACKET, mounting, rocker shaft (supersedes BRACKET 8329712)	4	ea
01-9	5310-774-4472	G503-7744472	WO-641769	7744472	NUT, PLAIN, hex, S, $\frac{3}{8}$ -24NF-3.....	4	ea
				WO-800200	WASHER, fiat, sp, in.....	4	ea
				WO-806320	8677620	COVER, rocker arm (intake valve spring) - - - - -	1	ea
01-9	H1	012-0368	H001-4167561	-----	120368	NUT, PLAIN, hex, s-fin, S, cd- or zn-pltd, $\frac{5}{16}$ -24NF-2	2	ea
01-9			G758-8329714	WO-649709	8329714	STUD, hex, spec, S, $\frac{5}{16}$ -24NF-3 ($\frac{5}{16}$ -24NF-3 ($\frac{1}{2}$) x 2	2	ea
01-9	H1	013-8538	H001-7021771	138538	WASHER, lock, int-teeth, S, cd- or zn-pltd, $\frac{1}{8}$ in.....	2	ea
01-1,3			G758-8329713	WO-806318	8329713	COVER, rocker arm, assy (intake valve spring) (complete)	1	ea
01-15, 03-8			G758-8329715	WH-210818	8329715	ELBOW, rocker arm cover, $\frac{3}{8}$ -18NPTF	1	ea
				WO-806317				
01-9			G758-8329716	WO-648798	8329716	GASKET, rocker cover (intake) $\frac{1}{16}$ thk (cork)..	1	ea
				WO-648807	8679542	PLUG, rocker arm shaft	2	ea
			G758-8329717	WO-648791	8329717	ROD, push, valve (superseded by ROD 8330073).....	4	ea
01-3,9			G758-8330073	WO-804622	8330073	ROD, push, valve (supersedes ROD 8329717)	4	ea
01-9			G758-8329718	WO-800173	8329718	SCREW, adjusting, valve clearance	4	ea
01-9	H1	012-4920	11001-4185561	124920	NUT, jam, hex, lt, s-fin, S, cd- or zn-pltd, $\frac{1}{4}$ -24NF-2	4	ea
01-9	5305-737-1258	G503-7371258	EAT-SL503	7371258	SCREW, adjusting, valve tappet.....	4	ea
				WIL-P407A				
				WO-640020				
01-9				WO-805367	8677498	SHAFT, rocker arm	1	ea
01-9			G758-8329719	WO-648803	8329719	SCREW, hex-hd, spec, $\frac{5}{16}$ -24NF-2.....	2	ea
01-4			G758-8629720	WO-805368	8329720	SHAFT, rocker arm, w/PLUG, assy.....	1	ea

(1) ILLUSTRATION NO.	(2) REFER- ENCE SYMBOLS	(3) FEDERAL STOCK NO.	(4) ORDNANCE STOCK NO.	(5) MFR'S PART NO.	(6) ORDNANCE PART NO.	(7) DESCRIPTION	(8) QUANTITY INCOR- PORATED IN UNIT	(9) UNIT OF ISSUE
GROUP 01—ENGINE—Continued								
0105.2—PUSH RODS, ROCKER ARMS, TAPPETS, AND COVERS—Continued								
01-3,9			G758-8329721	WO-649666 CCS-65C634 WO-647071	8329721 8677296	SPRING, rocker shaft ----- TAPPET, valve (optional w/TAPPET 7372585) -----	2 4	ea ea
01-9	-----	2805-737-2585	G740-7372585	WIL-MT9281 WO-647072	7372585	TAPPET, valve (optional w/TAPPET 8677296) -----	4	ea
01-9			G758-8330225	EAT-MT9666 WO-800589 CCS-65C679 WO-800550	8330225	TAPPET, valve (intake) -----	4	ea
		2805-774-3569	G503-7743569 G758-8329984	WO-115948 WO-674993	7743569 8329984	TAPPET, valve, 0.004 oversize ----- WASHER, spring, S, cd- or zn-pltd, ² / ₁₆ ID, OD (rocker arm cover hold-down nut)	4 2	ea ea
0105.3—CAMSHAFT								
01-9	-----	2805-774-4319	G503-7744319	WO-645595	7744319	BEARING, bushing type, 2.188 ID (front) -----	1	ea
01-3,9			G758-8329698	WO-800517	8329698	CAMSHAFT -----	1	ea
01-9	-----	2805-735-1413	G740-7351413	WO-802576	7351413	PLATE, thrust. -----	1	ea
01-9	H1	042-3569	H101-0423569	-----	423569	SCREW, INTEGRAL LOCK WASHER, ext-teeth, hex-hd, S, cd- or zn-pltd, ³ / ₈ -16NC-2 x ³ / ₄ (plate to block)	2	ea
				WO-907879	-----	PLUG, expansion, S, 1 ³ / ₄ dia (cylinder block camshaft rear end pilot)	1	ea
01-9	774-1407	G503-7741407	WO-641049	7741407	SPACER, thrust plate -----	1	ea
0105.5—CAMSHAFT DRIVE AND TIMING GEAR COVER								
01-3,7	-----	2805-737-2576	G740-7372576	WO-643834	7372576	COVER, timing gear -----	1	ea
01-7	H1	-----	H101-0423569	-----	423569	BOLT, INTEGRAL LOCK WASHER, ext-teeth, hex- hd, S, cd- or zn-pltd, ³ / ₈ -16NC-3 x ³ / ₄ (supersedes (6) NUT 271193 and (6) STUD 103195)	6	ea
01-7	H1	-----	H101-0271193	-----	271193	NUT, hex, It, ext-teeth-lock washer, S, cd- or zn-pltd, ³ / ₈ -24NF-2B (use up to engine serial No. 83476) (superseded by (6) BOLT 423569)	10	ea
01-7	H1	012-3520	H001-5421221	-----	123520	SCREW, cap, hex-hd, S, cd- or zn-pltd, ³ / ₈ -24NF-3 x	3	ea
01-7	H1	-----	H001-5421261	-----	120647	SCREW, cap, hex-hd, S, cd- or zn-pltd, ³ / ₈ -24NF-3 x 1.	1	ea

		11001-1312500	103195	STUD, S, $\frac{3}{8}$ -16NC ($\frac{3}{16}$) x $\frac{3}{8}$ -24NF-2 ($\frac{5}{8}$) x $1\frac{1}{4}$ (gear cover) (superseded by BOLT 423569)	6	ea	
01-7	2805-774-1427	G503-7741427	WO-641096	7741427	GASKET, front plate to cylinder block - - - - -	1	ea
01-7	2805-360-7941	G503-7371159	WO-630365	7371159	GASKET, timing gear cover	1	ea
01-6,9	-----	2805-774-1415	G503-7741415	WO-641282	7741415	GEAR, drive, camshaft (28T)	1	ea
01-6	H1		11101-0124552	-----	124552	KEY, Woodruff, alloy-S, x 1 (No. 608 or 13)	1	ea
01-9	-----	2805-774-1419	G503-7741419	WO-641283	7741419	GEAR, driven, camshaft (56T)	1	ea
01-9	H1	012-2260	H001-5421941	-----	122260	BOLT, cap, hex-hd, S, cd- or zn-pltd, $\frac{7}{16}$ -14NC-3 x	1	ea
01-9	H1	012-4549	H001-0518022	-----	124549	KEY, Woodruff, alloy-S, $\frac{3}{32}$ x (No. 606 or 9) - - - - -	1	ea
01-9	-----	2805-774-1406	G503-7741406	WO-642520	7741406	WASHER, flat, $\frac{15}{32}$ ID, 1 OD, $\frac{5}{16}$ thk - - - - -	1	ea
01-9	H1	5310-013-6857	11001-7017711	136857	WASHER, lock, ext-teeth, S, cd- or zn-pltd, in ...	1	ea
01-3,7	-----	2805-737-2578	G740-7372578	WO-649823	7372578	PLATE, engine mounting, front - - - - -	1	ea
01-7	H1	042-3569	11101-0423569	423569	BOLT, INTEGRAL, LOCK WASHER, ext-teeth, hex-hd, S, cd- or zn-pltd, $\frac{3}{8}$ -16NF-3 x	3	ea
		5340-495-9547	G740-7372579	WO-375917	7372579	RING, retaining, timing gear cover packing - - - - -	1	ea
01-6	2805-774-1414	G503-7741414	WO-641281	7741414	SPACER, camshaft, drive gear - - - - -	1	ea
0106.1 —OIL PUMP								
		3120-774-4331	G503-7744331	WIL-F R90139 $\frac{3}{4}$ WO-645629	7744331	BEARING, bushing type (shaft) - - - - -	1	ea
01-10				EAT-ER3675 WO-804486	-----	BODY, oil pump.....	1	ea
01-10	-----	2805-774-4332	G503-7744332	EAT--ER5362 WO-641479	7744332	COVER, body - - - - -	1	ea
01-10	Hi	H001-5451601	180018	BOLT, MACHINE, lock washer, cap, hex-hd, S, $\frac{1}{4}$ -20NC-2 x	3	ea
01-10	-----	2805-774-4324	G503-7744324	EAT-ER8145 WO-641482	7744324	GASKET, cover - - - - -	1	ea
01-10	-----	2805-360-7950	G740-7372587	WO-646147	7372587	GASKET, pump to cylinder block	1	ea
01-10	-----	2805-774-4333	G503-7744333	MDR-507 WO-634813	7371270	GASKET, relief plunger spring retainer - - - - -	1	ea
01-10	-----	2805-774-4333	G503-7744333	EAT-ER90358 WO-641047	7744333	GEAR, driven (12T) - - - - -	1	ea
01-10	H1	H101-0141138	-----	141138	PIN, dowel, S, $\frac{3}{16}$ x $\frac{1}{16}$ (supersedes PIN 7371279)	1	ea
01-10				EAT-ER90419 $\frac{11}{16}$ WO-642214		PIN, drive, 0.1875 x $\frac{11}{16}$ (inner rotor to shaft)	1	ea
			G503-7371279	EAT -E 890359 WO-330964	7371279	PIN, S, $\frac{5}{16}$ x $\frac{1}{16}$ (superseded by PIN 141138) - - - - -	1	ea
01-1,4,10	-----	2805-737-6907	G740-7376907	EAT-ER10317 EAT-10317 WO-804484	7376907	PUMP, oil, complete, assy	1	ea
	Hi	H101-9409118	-----	9409118	BOLT, MACHINE, assembled washer, hex-hd, split lock washer, S, cd- or zn-pltd, $\frac{3}{8}$ -18UNC-2A x 2	2	ea
	H1			-----	431938	SCREW, INTEGRAL, LOCK WASHER, hex-hd, S, cd- or zn-pltd, -18NC -3 x 1	1	ea

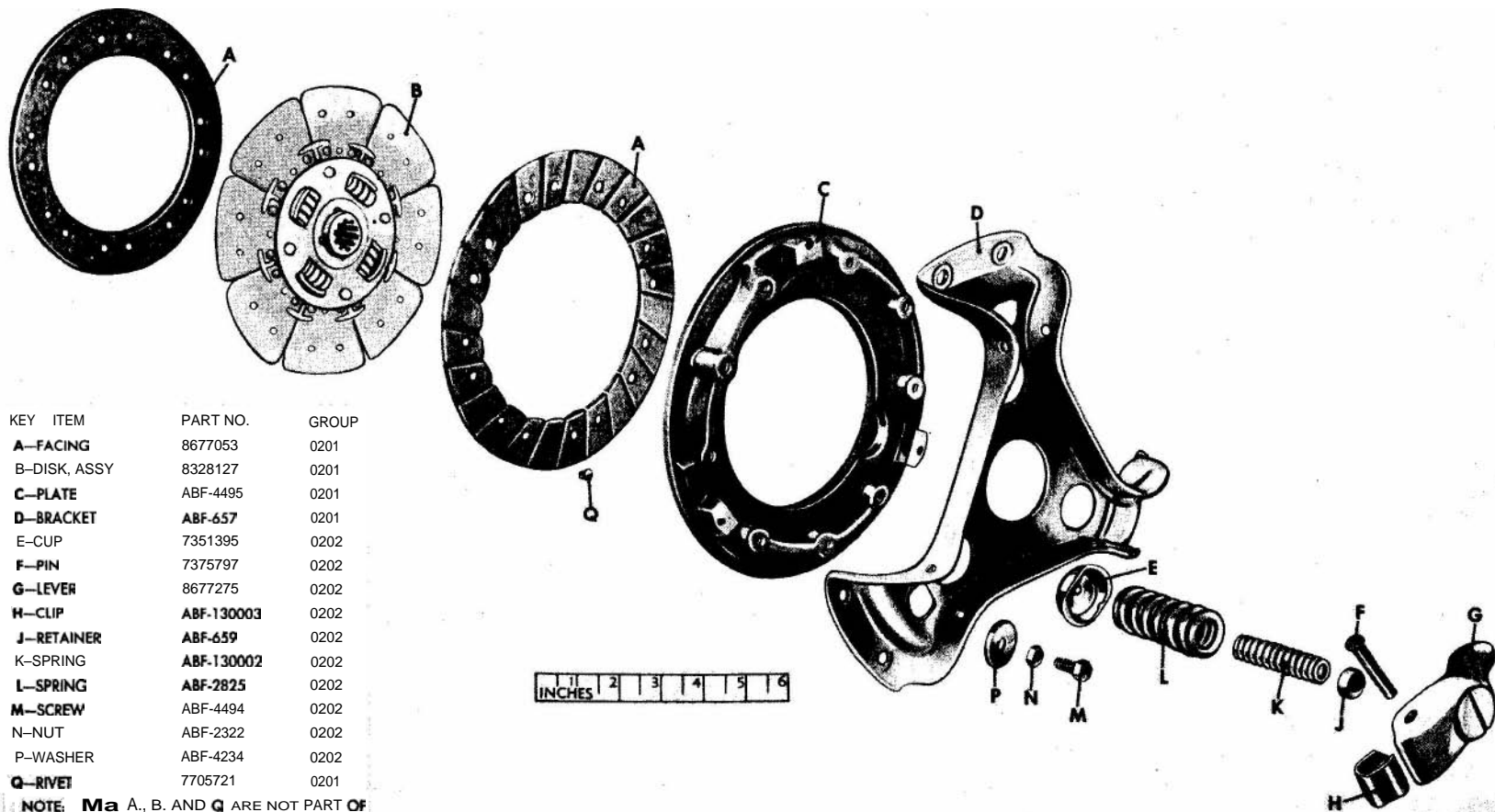
(1)	(2)	(3)	(4)	(5)	(6)	(7)	(8)	(9)
ILLUSTRATION NO.	REFERENCE SYMBOLS	FEDERAL STOCK NO.	ORDNANCE STOCK NO.	MFR'S PART NO.	ORDNANCE PART NO.	DESCRIPTION	QUANTITY INCORPORATED IN UNIT	UNIT OF ISSUE
GROUP 01—ENGINE—Continued								
0106.1—OIL PUMP—Continued								
01-4, 10			G503-7371271	WIL-ER7154 WO-630390	7371271	RETAINER, relief plunger spring -----	1	ea
01-10				EAT-ER4642J WO-641484	-----	ROTOR, inner -----	1	ea
01-10				EAT-ER4425J WO-641483	8673952	ROTOR, outer -----	1	ea
01-10				EAT-ER6303 WO-641480	-----	SHAFT -----	1	ea
				EAT-ER2413 WO-641742	8673956	SHAFT, w/ROTOR, assy -----	1	ea
01-4	-----	2805-360-4524	G503-7371268 G740-7372586	WO-630389 WIL-ER7196 WO-645628	7371268 7372586	SHIM, relief plunger spring ----- SPRING, relief plunger (superseded by SPRING 8331246)	1 1	ea ea
01-4, 10			G758-8331246	WO-808385	8331246	SPRING, relief plunger (supersedes SPRING 7372586)...	1	ea
01-4, 10	3120-360-4522	G503-7371275	EAT-ER7200 WO-630518	7371275	VALVE, relief -----	1	ea
0106.2—OIL FILTER								
01-12				FR-5310-2 WO-A15441 WO-A3150	-----	BODY, oil filter (used w/FILTER 540501) -----	1	ea
				CU-28751U WO-120640	-----	BOLT, welding, S, cd-pltd or tnd, 5/16-24NF x % (filter support bracket to dash panel)	1	ea
01-13	H1	5310-012-0372	H001-4029501	-----	120372	BRACKET, mounting, includes NUTS and SCREWS, assy (oil filter to mounting bracket on cylinder head)	1	ea
01-13	H1	-----	H001-5128691	-----	132277	NUT, sq, reg, unfin, S, cd- or zn-pltd, 1/4-20NC-2	1	ea
			G758-8328422	WO-805815	8328422	SCREW, mach, fil-hd, S, cd- or zn-pltd, 1/4-20NC-2 x 1 1/4	1	ea
	H1	11101-0271187	-----	271187	BRACKET, mounting, oil filter cylinder head (used on vehicles through serial No. 28132)	1	ea
	H1	012-0741	H001-5419821	-----	120741	NUT, hex, It, ext-teeth, lock washer, S, cd- or zn-pltd, 5/16-24NF-2B	2	ea
01-13			G740-7369881	CU-28717 WO-802496	7369881	SCREW, cap, hex-hd, S, cd- or zn-pltd, 5/16-24NF-3 x 3/4	2	ea
			G758-8330271	WO-802087	8330271	BRACKET, mounting (oil filter to mounting bracket on cylinder head)	1	ea
						BRACKET, support, oil filter, assy (used on vehicles after serial No. 28132)	1	ea
	H1	012-0213	11001-5419841	-----	120213	BOLT, mach, cap, hex-hd, S, cd- or zn-pltd, 5/16-24NF-3 x 1/4	3	ea

	H1		H101-0271187	271187	NUT, hex, lt , ext-teeth lock washer, S, cd- or zn-pltd, $\frac{5}{16}$ - 24NF-2B	4	ea
	H1				431938	SCREW, INTEGRAL, LOCKWASHER, hex-hd, S, cd- or zn-pltd, $\frac{1}{16}$ - 18NC-3 x 1	1	ea
01-12				FR-102153 WO-119987	-----	CLAMP, engine oil filter body (used w/FILTER 540501)..	2	ea
01-12			G509-7529093	FR-11559 WO-119986	7529093	COVER, oil filter (used w/FILTER 540501) -----	1	ea
			G507-6245928	FR-5241 WO-A15438	6245928	COVER, w /SCREW, WASHER, locking SPRING and GASKET, assy (used w/FILTER 540501)	1	ea
01-12	H16		H016-0540462	FR -A15540 ----- 540462	ELEMENT, oil filter (used w /FILTER 540501) ----- ELEMENT, assy (used w/FILTER 540501) -----	1 1	ea ea
				FR-A1 5540 WO-119953	-----	Composed of: -- 1 ELEMENT		
		2940-737-5060	G740-7375060	CU-12567 WO-801933	7039934 7375060	1 GASKET FILTER, oil, assy (superseded by FILTER 540501) (used on vehicles through serial No. 28132)	1	ea
01-2,12	H16		H016-0540501	-----	540501	FILTER, oil, assy (supersedes FILTER 7375060) (used on vehicles after serial No. 28132)	1	ea
01-12	H1		H001-4139781	120399	NUT, mach screw, sq, S, cd- or zn-pltd, $\frac{5}{16}$ - 18NC-2 ..	2	ea
01-12	H1	5305-013-3129	H001-5150831	-----	133129	SCREW, mach, rd-hd, S, cd- or zn-pltd, $\frac{1}{16}$ - 18NC-2 x 2	2	ea
01-12	H1	5310-011-6120	H101-0116120	-----	116120	WASHER, lock, med, S, phos-ctd, $\frac{1}{8}$ in.....	2	ea
01-12			G509-5308281	FR-11581 WO-119982	A308281	GASKET, cover bolt, cop, 0.750 OD, 0.540 ID, 0.062 thk (used w/FILTER 540501)	1	ea
01-12			G749-7039934	FR-11582 WO-119953	7039934	GASKET, cover, ru, 5.125 OD, 4.375 ID, 0.058 thk (used w/FILTER 540501)	1	ea
01-13			G740-7375059	CU-28649 WO-118291	7375059	GASKET, head (used w /FILTER 7375060)	1	ea
01-12				FR-100918	-----	GROMMET, oil filter element (used w/FILTER 540501)..	1	ea
01-13	2940-737-5058	G740-7375058	CU-12567-2 WO-118288	7375058	HEAD, w /CARTRIDGE, assy (used w/FILTER 7375060)	1	ea
01-13				CU-F762 WO-118293	-----	-- NUT, hex, No. 12-24NC -----	6	ea
01-13				CU-F761 WO-118292	-----	-- SCREW, fil-hd, No. 12-24NC x -----	6	ea
	H6	012-7951	H006-0283195	-----	127951	PLUG, pipe, hex-hd, br, in. (engine oil filter drain) (used w/FILTER 540501)	1	ea
01-13	H6	H006-0283205	-----	112578	PLUG, pipe, sq-hd, br, $\frac{1}{4}$ in. (engine oil filter drain) (used w /FILTER 7375060)	1	ea
01-13		2940-737-5057	G740-7375057	CU-28648 WO-118290	7375057	RING, reinforcing (used w/FILTER 7375060) -----	1	ea
01-12			G179-5308280	FR-11580 WO-119985	5308280	SCREW, cap, hex-hd, S, oil filter cover $\frac{1}{16}$ - 20NF-1 x 1 % (cover attaching) (used w /FILTER 540501)	1	ea
01-12			G509-0389511	FR-11583 WO-119983	A308282	SPRING, tension, locking, cover bolt (used w /FILTER 540501)	1	ea
01-13		2940-737-5056	G740-7375056	CU-28651U WO-118289	7375056	SUMP, oil filter (used w /FILTER 7375060) -----	1	ea

(1)	(2)	(3)	(4)	(5)	(6)	(7)	(8)	(9)
ILLUSTRATION NO.	REFERENCE SYMBOLS	FEDERAL STOCK NO.	ORDNANCE STOCK NO.	MFR'S PART NO.	ORDNANCE PART NO.	DESCRIPTION	QUANTITY INCORPORATED IN UNIT	UNIT OF ISSUE
						GROUP 01—ENGINE—Continued		
						0106.5—CRANKCASE VENTILATOR		
			G503-7368267	WO-A5105	7368267	BRACKET, support, oil filler pipe -----	1	ea
	H6		11006-8330945	-----	8330945	CLAMP, hose (Tinnerman), S, phos-ctd, 3/16 ID (valve to reducer hose) (used on vehicles after serial No. 23359)	2	ea
	H6		H006-0214317	-----	137406	CONNECTOR, flared tube inverted, br, 3/16 tube, male pipe end (w/o NUT) (vent tube to manifold tee)	1	ea
01-16				WO-809656	-----	ELBOW, pipe, automotive, street, 90 deg, S, zn-pltd, 1/8 in. (vent body to nipple)	2	ea
01-16			G503-7371272	WO-630299	7371272	GASKET, crankcase ventilator to valve spring cover	1	ea
			G758-8332085	WO-809084	8332085	HOSE, check valve to reducer, 1/2 ID, 0.082 OD, 2 lg (superseded by HOSE 839875) (used on vehicles after serial No. 23359)	1	ea
	H7	-----	H007-0839875	-----	839875	HOSE, check valve to reducer, ID (supersedes HOSE 8332085)	1	ft
01-4, 15			G758-8329683	WO-807386	8329683	PIPE, oil filler, assy -----	1	ea
	H6	014-3932	H106-0143932	-----	143932	PLUG, pipe, sq-hd, CI, cd- or zn-pltd, 1/8 in. (vacuum tube tee)	1	ea
			G758-8329684	WO-649052	8329684	SPACER, oil filler pipe bracket -----	1	ea
		4730-737-6248	G136-7376248	WH-103-60002	7376248	TEE, pipe, stght, extruded, br, or S, cd- or zn-pltd, -27NPTF (vacuum tube to manifold)	1	ea
03-8	-----	2910-741-0836	G740-7410836	WO-807713 ANB-SK971	7410836	VALVE, w/PIN, assy (shut-off, w/control WIRE) ----	1	ea
01-4, 16; 03-8	2805-360-7864	G503-7371286	WO-804277 WO-A6919	7371286	VENTILATOR, crankcase, assy -----	1	ea
						0106.6-OIL LINES, LEVEL GAGE, AND OIL PAN		
			G758-8328405	WO-800549	8328405	BRACKET, crankcase oil line clip -----	1	ea
	H1	-----	H101-9409106	-----	9409106	BOLT, MACHINE, assembled washer, hex-hd, split lockwasher, S, cd- or zn-pltd, 1/4-20UNC-2 x	1	ea
	H4	H104-0432666	-----	432666	CLIP, phos-ctd, 3/16 tube (type E) (supersedes CLIP 7372832) (oil line to cylinder head)	1	ea
		5340-737-2832	G740-7372832	WO-645539	7372832	CLIP, (type E) phos-ctd, 3/16 tube (oil line to cylinder head) (superseded by CLIP 432666)	1	ea
	H4	H104-0107839	-----	107839	CLIP, closed, S, cd- or zn-pltd, N OD tube, hole for 3/4 bolt (oil inlet hose to engine plate (1), to water pump mtg bolt (1)) (used w/LINE 8328409)	2	ea
	H4	H004-0327791	-----	128302	CLIP, closed, S, cd- or zn-pltd, N OD tube, hole for 3/4 bolt (oil inlet hose to engine plate (1), to water pump mtg bolt (1)) (used w/LINE 8331932)	2	ea

01-5	H6	-----	H006-0214310	-----	137404	CONNECTOR, flared tube, inverted, br, $\frac{3}{16}$ in tube, male pipe end (w/o NUT) (oil line to cylinder head) (optional w /CONNECTOR 148072)	1	ea	
	H6	-----	H006-0214315	-----	137405	CONNECTOR, flared tube, inverted, br, (tube, male pipe end w/o NUT) (oil filter inlet line)	1	ea	
	H6	H006-0214522	-----	148072	CONNECTOR, flared tube, inverted, S, cd- or zn-pltd, $\frac{3}{16}$ tube, $\frac{1}{8}$ male pipe end (w/o NUT) (oil line to cylinder head) (optional w /CONNECTOR 137404)	1	ea	
	H6	-----	H006-0260846	-----	137420	ELBOW, flared tube, inverted, 90 deg, br, $\frac{3}{16}$ tube, $\frac{1}{8}$ male pipe end (w /o NUT) (oil line to cylinder block)	1	ea	
	H6	-----	H006-0260807	-----	137421	ELBOW, flared tube, inverted, 90 deg, br, $\frac{1}{4}$ tube, $\frac{1}{8}$ male pipe end (oil filter outlet) (used w/FILTER 540501)	1	ea	
	H6	044-4038	H106-0444038	-----	444038	ELBOW, pipe, automotive, street, 90 deg, extruded, br, $\frac{1}{8}$ in (oil filter inlet line to cylinder block) (used on FILTER 7375060 outlet elbow M38A1 up to serial No. 28132 (2), used on M170 (1))	2	ea	
						M38A1	1	ea	
						M 170	1	ea	
01-7		-----	4730-737-2557	G740-7372557	WO-641050	7372557	FITTING, oil, timing gear..	1	ea
01-15				G758-8328406	WO-807392	8328406	GAGE, bayonet type, oil level, w/CAP	1	ea
01-11				G503-7371283	WO-639980	7371283	GASKET, oil pan	1	ea
01-11		-----	5330-737-6904	G740-7376904	WO-806515	7376904	GASKET, oil pan drain plug	1	ea
01-11				G503-7371267	WO-630398	7371267	GASKET, oil strainer support	1	ea
				G758-8328408	WO-648865	8328408	LINE, crankcase to cylinder head, assy	1	ea
							Composed of:		
						137396	2 NUT		
						44-T-5080-10	1 TUBE (19 $\frac{3}{16}$ in lg)		
				G758-8331932	WO-808359	8331932	LINE, flexible, oil filter inlet, assy (used w /FILTER 540501)	1	ea
				G758-8328409	WO-807390	8328409	LINE, flexible, oil filter inlet, assy (used on vehicles serial No. 28132) (used w/FILTER 7375060)	1	ea
				G758-8328410	WO-805816	8328410	LINE, flexible, oil filter outlet, 14 in lg (used on vehicles through serial No. 28132) (used w/FILTER 7375060)	1	ea
				G758-8330272	WO-807706	8330272	LINE, flexible, oil filter outlet, 11 in lg (used on vehicles serial No. 28132) (used w/FILTER 540501)	1	ea
				G758-8332530	WO-809916	8332530	LINE, flexible, oil filter outlet, 11 in lg (supersedes LINE 8330272) (used w/FILTER 540501 after serial No. 28132)	1	ea
				G758-8328407	WO-806991	8328407	LINE, oil, sending unit, assy	1	ea
					WO-A7239	-----	PAN, oil	1	ea
01-1,4,11		-----	G503-7371278	WO-A7238		7371278	PAN, oil, assy	1	ea
01-11	HI	018-7527	11101-0187527	-----		187527	BOLT, hex-hd, ext-teeth lock washer, S, cd- or zn-pltd, $\frac{5}{16}$ -18NC-2 x	14	ea

(1) ILLUSTRATION NO.	(2) REFER- ENCE SYMBOLS	(3) FEDERAL STOCK NO.	(4) ORDNANCE STOCK NO.	(5) MFR'S PART NO.	(8) ORDNANCE PART NO.	(7) DESCRIPTION	(9) QUANTITY INCOR- PORATED IN UNIT	(9) UNIT OF ISSUE
GROUP 01—ENGINE—Continued								
0106.6—OIL LINES, LEVEL GAGE, AND OIL PAN—Continued								
01-4, 11		G503-7388074	FM-GPW6727 WO-639979	7388074	PLUG, oil drain, S, 7/8 in (oil pan) (superseded by PLUG 7351892)		
		G758-7351892	WO-809517	7351892	PLUG, oil drain, sq-socket-hex-hd, (ck) S, 7/8-18NS-3 (supersedes PLUG 7388074)	1	ea
01-3, 4, 11		G503-7036578	WO-630396	7036578	STRAINER, oil, floating, engine, assy -----	1	ea
01-11	H1	012-0123	H001-4417741	-----	120123	PIN, cotter, split, S, cd- or zn-pltd , 1/8 x 1 1/4 -----	1	ea
01-4, 11		G503-7371264	WO-630397	7371264	SUPPORT, floating oil strainer -----	1	ea
01-11	H1	H101-04451975	451975	SCREW, lock washer, sltd-hex-hd, S, cd- or zn-pltd , 3/16-18NC-3 x 3/4	2	ea
	H7	H007-0218040	44-T-5080-10	TUBING, cop, seamless, soft annealed, size 1/4 in, 0.250 OD, 0.035 thk of wall	1	ft
0108—EXHAUST MANIFOLD								
01-14		---	G758-8319751	WO-648935	8329751	GASKET (center)	1	ea
01-14		G758-8329750	WO-648795	8329750	GASKET (end)	2	ea
01-14		-----	WO-648886	WO-648886	8677644	MANIFOLD	1	ea
		G503-7701013	WO-300143	7701013	STUD, S, 3/8-16NC-3 (9/16) x 3/8-24NF-2 (5/8) x 1 (superseded by STUD 103196)	2	ea
01-1, 4		G758-8329699	WO-648766	8329699	MANIFOLD, assy	1	ea
					8677644	Composed of:		
					103196	1 MANIFOLD		
01-14	H1	050-3354	H001-0725270	503354	NUT, safety, br, 3/8-24NF-3 (critical installations)	5	ea
	H1	5310-012-0394	H001-7043741	120394	WASHER, FLAT, S, cd- or zn-pltd, ID, 1 1/4 OD, 0.065 thk (use on vehicles through engines serial No. 79703)	1	ea
	H1	---	H101-0589086	539086	STUD, S, 3/8-16NC (9/16) x 3/8-24NF-2 (5/8) x 1% (manifold) (superseded by STUD 103196)	1	ea
01-14	H1	-----	H001-1312520	-----	103196	STUD, S, 3/8-16NC (9/16) x 3/8-24NF-2 (5/8) x 1% (manifold) (supersedes (2) STUD 7701013, (1) STUD 446550 and (1) STUD 539086)	4	ea
01-14	H1	H001-1310620	112572	STUD, S, 3/8-16NC (9/16) x 3/8-24NF-2 (5/8) x 2 3/4 (manifold)	2	ea
	H1	-----	H101-0446550	-----	446550	STUD, S, 1 1/4 in. (manifold) (superseded by STUD 103196).	1	ea



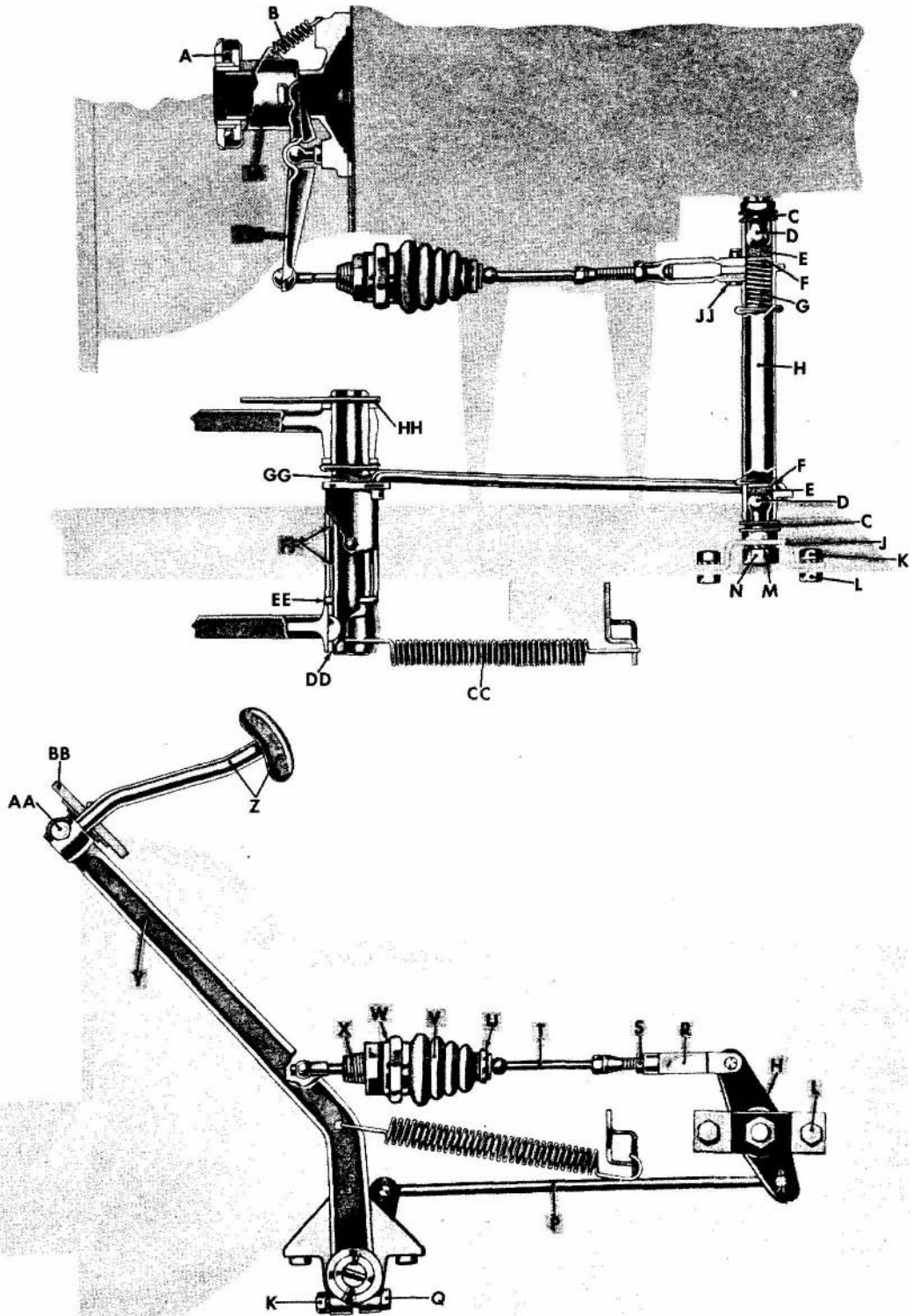
KEY ITEM	PART NO.	GROUP
A—FACING	8677053	0201
B—DISK, ASSY	8328127	0201
C—PLATE	ABF-4495	0201
D—BRACKET	ABF-657	0201
E—CUP	7351395	0202
F—PIN	7375797	0202
G—LEVER	8677275	0202
H—CLIP	ABF-130003	0202
J—RETAINER	ABF-659	0202
K—SPRING	ABF-130002	0202
L—SPRING	ABF-2825	0202
M—SCREW	ABF-4494	0202
N—NUT	ABF-2322	0202
P—WASHER	ABF-4234	0202
Q—RIVET	7705721	0201

NOTE: Ma A., B. AND Q ARE NOT PART OF

8328265

RA PD 367206

Figure 02-1. Clutch, assy (8328265)—exploded view



RA PD 367167

Figure 02-2. Clutch linkage

<i>Key</i>	<i>Item</i>	<i>Part No.</i>	<i>Group</i>
A	—BEARING.....	710203	0202
B	—SPRING -----	7371366	0202
C	—SEAL -----	7371337	0202
D	—STUD -----	5246557	0202
E	—PAD -----	7371364	0202
F	—RETAINER -----	7371340	0202
G	—SPRING -----	5246558	0202
H	—LEVER -----	7372823	0202
J	—BRACKET -----	7368260	0202
K	—NUT -----	271187	0202
L	—SCREW -----	123473	0202
M	—WASHER -----	120383	0202
N	—NUT -----	451403	0202
P	—ROD -----	7372826	0202
Q	—SCREW -----	181618	0202
R	—YOKE -----	7371363	0202
S	—NUT -----	120368	0202
T	—CABLE.....	8328129	0202
U	—CLAMP -----	8328434	0202
V	—SEAL -----	8332072	0202
W	—CLAMP -----	8328435	0202
X	—SUPPORT -----	8328439	0202
Y	—PEDAL, ASSY -----	7371342	0202
Z	—PAD, ASSY.....	8328437	0202
AA	—BOLT -----	9409103	0202
BB	—PAD -----	WO-906638	0202
CC	—SPRING.....	8387940	0202
DD	—KEY -----	124549	0202
EE	—WASHER.....	502242	0202
FF	—BEARING -----	7372840	1206
GG	—SHAFT.....	7340237	1206
HH	—BAR -----	8677304	1204.1
JJ	—PIN.....	544190	0202
KK	—FORK -----	7371338	0202
LL	—CARRIER -----	7372822	0202

Figure 02-2. Clutch linkage—legend

(1)	(2)	(3)	(4)	(5)	(6)	(7)	(8)	
ILLUSTRATION NO.	REFERENCE SYMBOLS	FEDERAL STOCK NO.	ORDNANCE STOCK NO.	MFR'S PART NO.	ORDNANCE PART NO.	DESCRIPTION	QUANTITY INCORPORATED IN UNIT	UNIT OF ISSUE
GROUP 02-CLUTCH								
0201—DISK AND PRESSURE PLATE								
02-1			G503-7371368	WO-639578 ABF-657	7371368	BEARING, bushing type, pilot, clutch -----	1	ea
				APB-657 WO-640578		----- BRACKET, clutch, pressure plate -----	1	ea
02-1			G740-8328127	WO-804805	8328127	DISK, driven, w/HUB, assy (optional w/DISK ABF-100042 , 7372661, and ABF-100021 ;	1	ea
				ABF-100042 WO-809228		----- DISK, driven, w/HUB, assy (optional w/DISK 8328127, 7372661, and ABF-100021 ;	1	ea
		2520-737-2661	G740-7372661	B&B-11966 WO-802410	7372661	DISK, driven, cd-pltd, w/HUB, assy (optional w/DISK ABF-100021, 8328127, and ABF-100042 ;	1	ea
02-1				ABF-100021 WO-806424	 DISK, driven, cd-pltd, w/HUB, assy (optional w/DISK 7372661, ABF-100042 and 8328127)	1	ea
				B&B-6170 WO-802411	8677053	FACING, driven disk.....	2	ea
02-1	5320-770-5721	G741-7705721	B&B-3874 WO-641695	7705721	RIVET, tubular, fl-hd, br, $\frac{3}{4}$, dia, $1\frac{3}{4}$ lg.....	16	ea
02-1				ABF-4495 WO-805017	 PLATE, pressure -----	1	ea
			G740-8328265	ABF-100000 WO-804746	8328265	PLATE, pressure, w/BRACKET, assy -----	1	ea
	H1	5310-012-0638	G503-7324841 H001-7018711	WO-630129	7324841 120638	SCREW, cap, hex-hd, $\frac{5}{16}$ -18NC-2 x $1\frac{1}{4}$ WASHER, lock, hv, S, cd- or zn-pltd, $\frac{5}{16}$ in.....	6 6	ea ea
0202—RELEASE AND CONTROLS								
02-2	H12	-----	H012-0710203	-----	710203	BEARING, ball, MIL-STD-CODE 999-13059-0000 (SR, clutch release, 1.5000 bore, 2.8125 OD, 0.6720 overall width) (release)	1	ea
02-2	2520-736-8260	G503-7368260	WO-A180	7368260	BRACKET (control tube stud) (on frame)	1	ea
02-2	HI	H101-0271187	-----	271187	NUT, hex, It, ext-teeth lock washer, S, cd- or zn-pltd, $\frac{5}{16}$ -24NF-2B	2	ea
02-2	H1	012-3473	H001-5419781	123473	SCREW, cap, hex-hd, S, cd- or zn-pltd, $\frac{5}{16}$ -24NF-3 x	2	ea
02-2			G740-8328129	TRU-SA4126 WO-805935	8328129	CABLE, control lever, flexible steel -----	1	ea
				WO-807488		----- CABLE, control, w/SEAL, assy -----	1	ea
02-2	2520-737-2822	G740-7372822	WO-644366	7372822	CARRIER, release bearing -----	1	ea
02-2	H6	-----	H006-8328435	8328435	CLAMP, hose, S, 1% OD (control tube lever release cable seal)	1	ea

02-2	H6	H006-8328434	-----	8328434	CLAMP, hose, S, phos-ctd , 0.470 in. (ratchet and locking hug ring) (control cable lever release cable seal)	1	ea
02-1			ABF-130003		CLIP, pressure spring release lever	3	ea
02-1	----- 2805-360-8185	G503-7351395	ABF-283 WO-806012 WO-638157	7351395	CUP, pressure plate spring -----	3	ea
02-2	----- 2520-495-9555	G503-7371338	WO-630112	7371338	FORK, release -----	1	ea
02-2	----- 2520-737-2823	G740-7372823	WO-642624	7372823	LEVER, control, w/TUBE (welded) -----	1	ea
02-1	H1 012-0123	11001-4417741	-----	120123	PIN, cotter, split, S, cd- or zn-pltd, x l	2	ea
02-1			ABF-688 WO-640112	8677275	LEVER, release, pressure spring -----	3	ea
02-2		G758-8328436	WO-807208	8328436	PAD, draft, pedal shank (for service use PAD WO-906638) (used on vehicles through serial No. 74962)	1	ea
02-2			----- WO-906638	-----	PAD, draft, pedal shank (for service only) (used on vehicles after serial No. 74962)	1	ea
02-2	----- 5330-737-1364	G503-7371364	WO-A176	7371364	PAD, felt, % OD, thk (control tube) -----	2	ea
02-2		G758-8328437	WO-807328	8328437	PAD, pedal, assy (welded) -----	1	ea
02-2	H1	11101-9409103	-----	9409103	BOLT, MACHINE, hex-hd, split lock washer, S, cd- or zn-pltd, $\frac{3}{16}$ -18UNC-2A x	1	ea
02-2,18-6	2540-495-9499	G503-7371342	WO-A10269 WO-A405	7371342	PEDAL, assy -----	1	ea
02-2	H1 012-4549	H001-0518022	-----	124549	KEY, Woodruff, alloy-S, $\frac{3}{16}$ x % (No. 606 or 9)	1	ea
02-2	H1	H101-0271187	-----	271187	NUT, hex, It, ext-teeth lock washer, S, cd- or zn-pltd, $\frac{5}{16}$ -24NF-2B	1	ea
02-2	H1 1018-1618	H001-5454001	-----	181618	SCREW, cap, hex-hd, S, 85,000 psi yield strength, cd- or zn-pltd, -24NF-3 x $1\frac{3}{4}$	1	ea
02-1	----- 5305-360-7996	G503-7375727	ABF-287 WO-638159	7375797	PIN, pivot, pressure spring release lever -----	3	ea
02-1			ABF-650 WO-804744	-----	RETAINER, auxiliary spring -----	3	ea
02-2	----- 2520-737-1340	G503-7371340	WO-A177	7371340	RETAINER, control tube spring -----	2	ea
02-2	----- 2520-737-2826	G740-7372826	WO-640123	7372826	ROD, release, pedal -----	1	ea
02-1	111 011-9117	11101-0119117	-----	119117	PIN, cotter, split, S, cd- or zn-pltd, x	2	ea
02-1			ABF-4494 WO-805014	-----	SCREW, hex-hd, S, 95,000 psi yield strength, 0.312-24NF-3 x $\frac{3}{4}$ (adjusting, pressure spring lever)	3	ea
02-1			ABF-2322 WO-805016	-----	NUT, lock, thin, hex-hd, S, 0.312-24NF-2	3	ea
02-1			ABF-4234 WO-805015	-----	WASHER, flat, S, 0.328 ID, 1.125 OD, 0.069 thk	3	ea
02-2	----- 5330-737-1337	G503-7371337	WO-A887	7371337	SEAL, dust, control tube -----	2	ea
02-2		G740-8328130	WO-804402	8328130	SEAL, release cable (superseded by SEAL 8332072).....	1	ea
02-2		G740-8332072	WO-808936	8332072	SEAL, release cable (supersedes SEAL 8328130) -----	1	ea
02-2	5340-769-7454	G740-7697454	WO-650684	7697454	SPRING, clutch pedal shank draft pad	1	ea
02-2	524-6558	G104-5246558	WO-A178	5246558	SPRING, compression, S, 0.063 dia wire, $\frac{3}{16}$ OD, 8 coils, 1% free Ig (control tube)	1	ea

(1)	(2)	(3)	(4)	(5)	(6)	(7)	(8)	(8)
ILLUSTRATION NO.	REFERENCE SYMBOLS	FEDERAL STOCK NO.	ORDNANCE STOCK NO.	MFR'S PART NO.	ORDNANCE PART NO.	DESCRIPTION	QUANTITY INCORPORATED IN UNIT	UNIT OF ISSUE
GROUP 02—CLUTCH—Continued								
0202—RELEASE AND CONTROLS—Continued								
02-1				ABF-2825	-----	SPRING, pressure -----	3	ea
				WO-638156				
02-1				ABF-130002	-----	SPRING, pressure, auxiliary -----	3	ea
				WO-804745				
02-2	2510-368 2630	G503-7371366	WO-630117	7371366	SPRING, release bearing carrier -----	1	ea
02-2		-----	G503-8387940	FM-GPW7523	8387940	SPRING, tension, S, 0.0915 dia stk, 0.750 OD, 40 coils, 5% overall lg (pedal retracting)	1	ea
02-2	-----	2520-524-6557	G503-5246557	WO-A181	5246557	STUD, ball, S, 1/16-14NC-2 x 1 1/8 overall lg (control tube)	2	ea
02-2				-----	451403	NUT, hex, hv, S, cd- or zn-pltd, 1/4-14NC-2 -----	1	ea
02-2	H1	012-0383	H001-7025771	-----	120383	WASHER, lock, med, S, cd- or zn-pltd, 1/8 in -----	2	ea
				WO-A179	8393045	STUD, ball, w/BRACKET, assy -----	1	ea
		5305-495-9553	G503-7371339	WO-630068	7371339	STUD, clutch release fork -----	1	ea
02-2		-----	G758-8328439	WO-807471	8328439	SUPPORT, seal, flywheel housing (3/4-14NPTF, SAE short)	1	ea
		5310-737-5065	G740-7375065	WO-A6360	7375065	WASHER, plain, S, 7/32 ID, 1 3/4 OD, 0.0747 thk (clutch pedal shank draft pad) (superseded by WASHER 7954265)	1	ea
				WO-641929	7954265	WASHER, plain, S, cd-pltd, 1/32 ID, 1% OD, 0.0747 thk (clutch pedal shank draft pad) (supersedes WASHER 7375065)	1	ea
02-2	H1	H101-0502242	-----	502242	WASHER, flat, S, 1 1/4 ID, 1% OD, 0.109 thk (supersedes WASHER 7372827)	1	ea
		5310-456-6298	G740-7372827	WO-A498	7372827	WASHER, S, 1 ID, 1 1/2 OD, 1/8 thk (pedal shaft) (superseded by WASHER 502242)	1	ea
02-2	5340-737-1363	G503-7371363	WO-632177	7371363	YOKE, rod end, adjustable (control cable)	1	ea
02-2	H1	012-0368	H001-4167561	-----	120368	NUT, hex, lt, s-fin, S, cd- or zn-pltd, 5/16-24NF-2 ---	1	ea
		5315-732-6118	G503-7326118	WO-339043	7326118	PIN, clevis, S, 1/16 x 1/2 (superseded by PIN 544190)....	1	ea
02-2	H1	-----	H101-0544190	-----	544190	PIN, clevis, S, 5/16 x 1/2 (supersedes PIN 7326118) ---	1	ea
	H1	011-9117	H101-0119117	-----	119117	PIN, cotter, split, S, cd- or zn-pltd, 1/32 x	1	ea

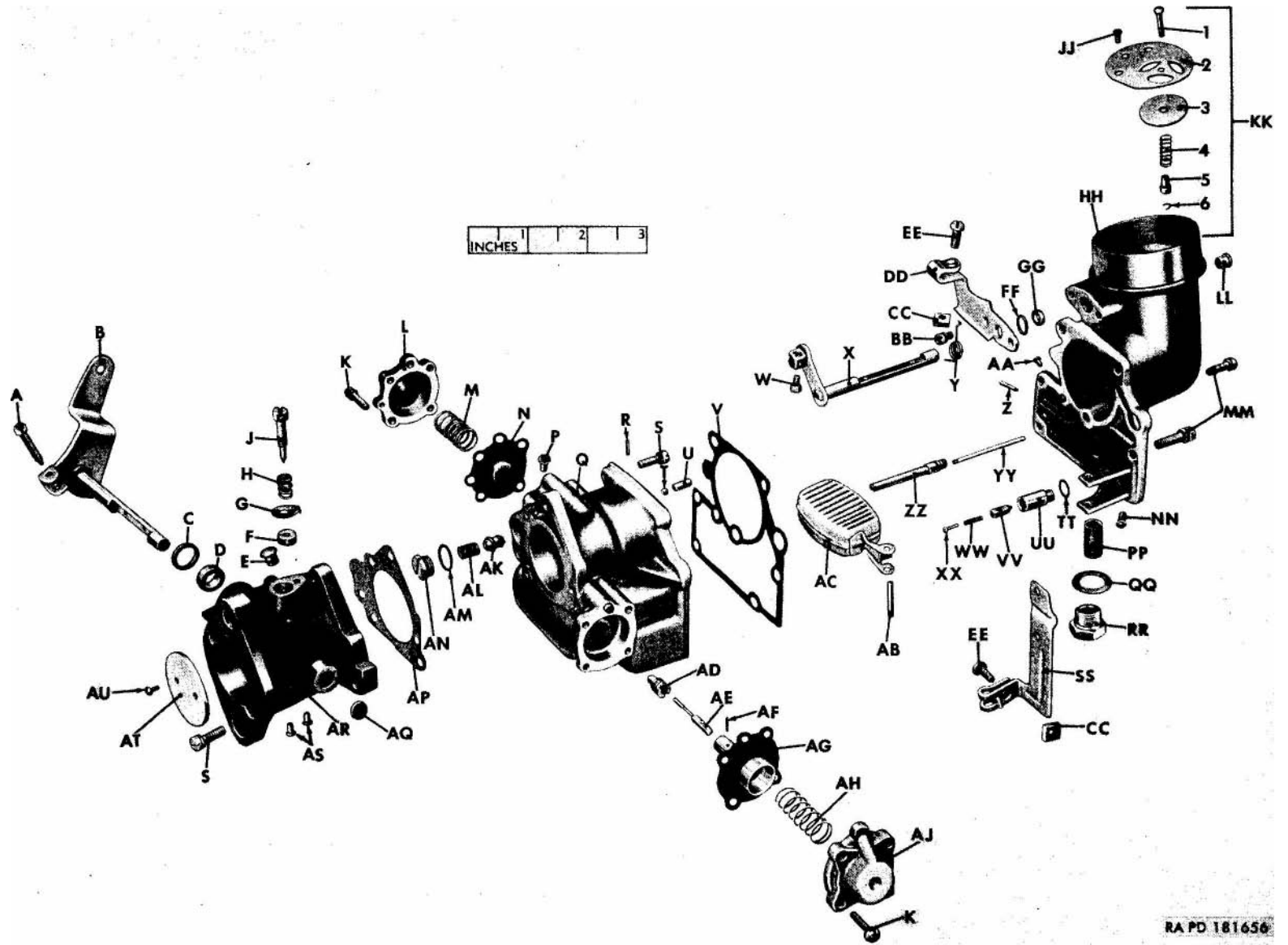


Figure 08-1. Carburetor, assy (8329774)—exploded view

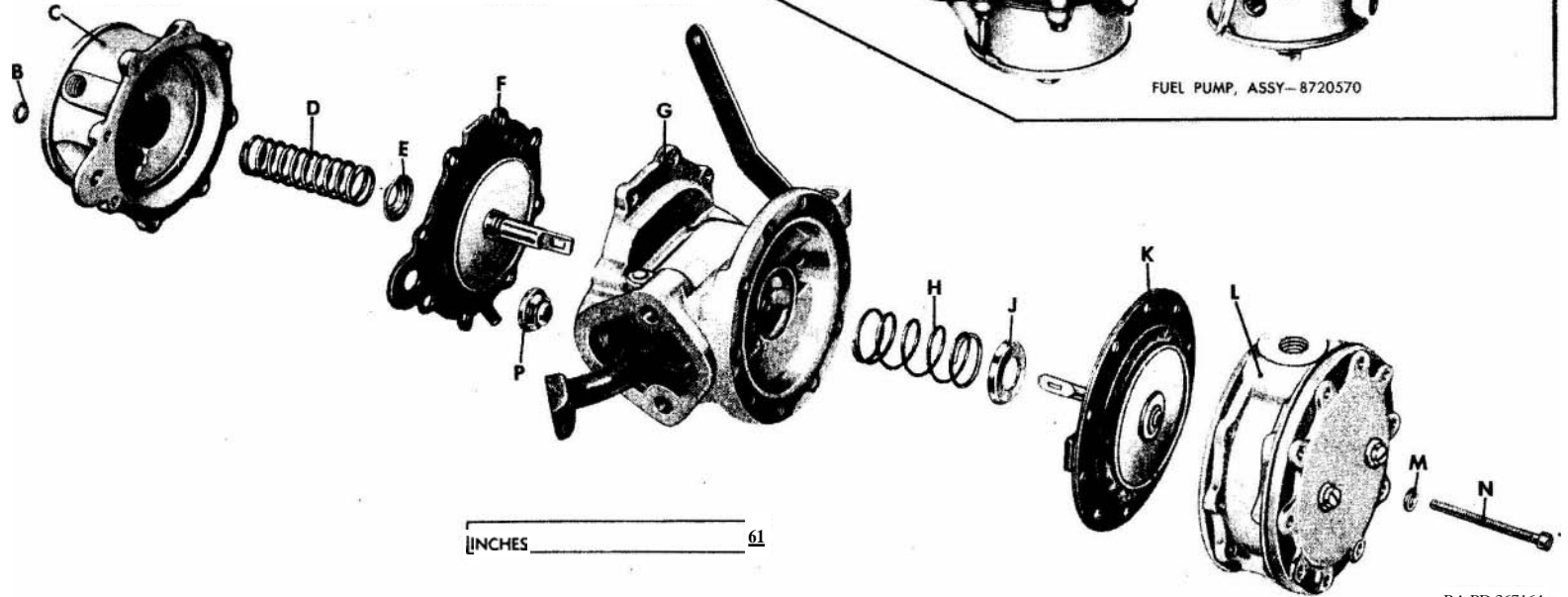
Key	Item	Part No.
A	—SCREW	A293056
B	—SHAFT, ASSY	8329833
C	—WASHER	7372541
D	—SEAL	7372530
E	—PLUG	A312057
F	—SEAL	7372529
G	—WASHER	8329835
H	—SPRING	CAR-61-426
J	—SCREW	A346736
K	—SCREW	7372527
L	—HOUSING	7372517
M	—SPRING	8329834
N	—DIAPHRAGM, ASSY	7372512
P	—PLUG	7324058
Q	—BODY	7372502
R	—JET	CAR-48-144
S	—SCREW W/L WASHER	7372520
T	—BALL	A346738
U	—WEIGHT	7372542
V	—GASKET	7372514
W	—SCREW	131958
X	—SHAFT, ASSY	7372531
Y	—SPRING	7372533
Z	—JET	CAR-145-69
AA	—PLUG	7324060
BB	—SCREW	7343368
CC	—NUT	120619
DD	—BRACKET, ASSY	8329773
EE	—SCREW	120221
FF	—WASHER	7372539
GG	—SEAL	7372528
HH	—BODY	CAR-6-802
JJ	—SCREW	A281457

Key	Item	Part No.
KK	—PLATE, ASSY	8329830
	1 —PLUG	CAR-136-17
	2 —PLATE	CAR-7-177
	3 —PLATE	CAR-148-12
	4 —SPRING	CAR-51-21
	5 —SLEEVE	CAR-112-12
	6 —LOCK	CAR-61-79
LL	—PLUG	7372525
MM	—SCREW	A293063
NN	—PLUG	CAR-11B134
PP	— STRAINER	
QQ	—GASKET	A293030
RR	—NUT	CAR-15-43
SS	—CLAMP	8329825
TT	—GASKET	A293029
UU	—SEAT	CAR-25-149
VV	—NEEDLE	CAR-17-49
WW	—SPRING	CAR-61-207
XX	—PIN	7378099
YY	—TUBE	7372536
ZZ	—TUBE, ASSY	7372537
AB	—AXLE	7372500
AC	—FLOAT, ASSY	7372513
AD	—JET	7372519
AE	—ROD, ASSY	8329832
AF	—PIN	7372522
AG	—DIAPHRAGM, ASSY	7372511
AH	—SPRING	7372534
AJ	—HOUSING	7372518
AK	—BALL, ASSY	7412959
AL	—STRAINER	A281437
AM	—GASKET	7378054
AN	—PLUG	CAR-11B124
AP	—GASKET	8329826
AQ	—PLUG	CAR-47-23
AR	—BODY	CAR-1-897
AS	—PLUG	A281413
AT	—PLATE	8329831
AU	—SCREW	A346734

Note: AU parts listed are in group 0301.


Figure 03-1. Carburetor assy (8329774)—exploded view—legend

KEY ITEM	PART NO.	GROUP
A-SCREW	AC-456409	0302.1
B-GASKET	8329702	0302.1
C-VACUUM SECTION-SEE FIG 03-5		
O-SPRING	AC-5590533	0302.1
E-RETAINER	A-214761	0302.1
F-DIAPHRAGM	AC-5593181	0302.1
G-BODY, ASSY, FUEL AND VACUUM SECTION-SEE FIG 03-4		
H-SPRING	A-323138	0302.1
J-CAP	A-214746	0302.1
K-DIAPHRAGM	8332534	0302.1
L-FUEL SECTION-SEE FIG 03-3		
M-WASHER	120217	0302.1
N-SCREW	132148	0302.1
P-VALVE	7416495	0302.1



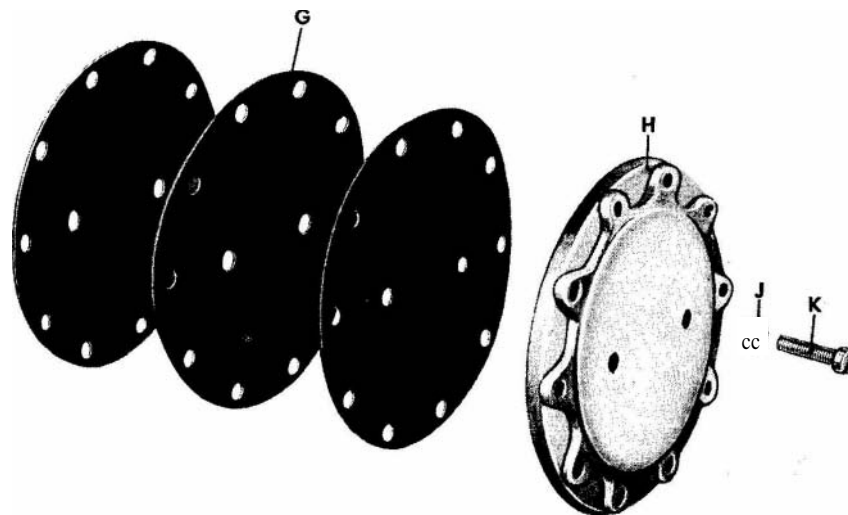
RA PD 367164

Figure 03-2. Fuel and vacuum pump, assy (8720570)—exploded view



KEY ITEM	PART NO.	GROUP
A-ELBOW	137422	0306
B-BODY	7375381	0302.1
C-GASKET	7001906	0302.1
D-VALVE	7416495	0302.1
E-RETAINER	7010695	0302.1
F-SCREW	121839	0302.1
G-DIAPHRAGM	AC-1538358	0302.1
H-COVER	7016403	0302.1
J-WASHER	120217	0302.1
K-SCREW	132124	0302.1

1
INCHES 1 2 3 5 6



RA PD 367270

Figure 03-3. Fuel and vacuum pump (fuel section)—exploded view

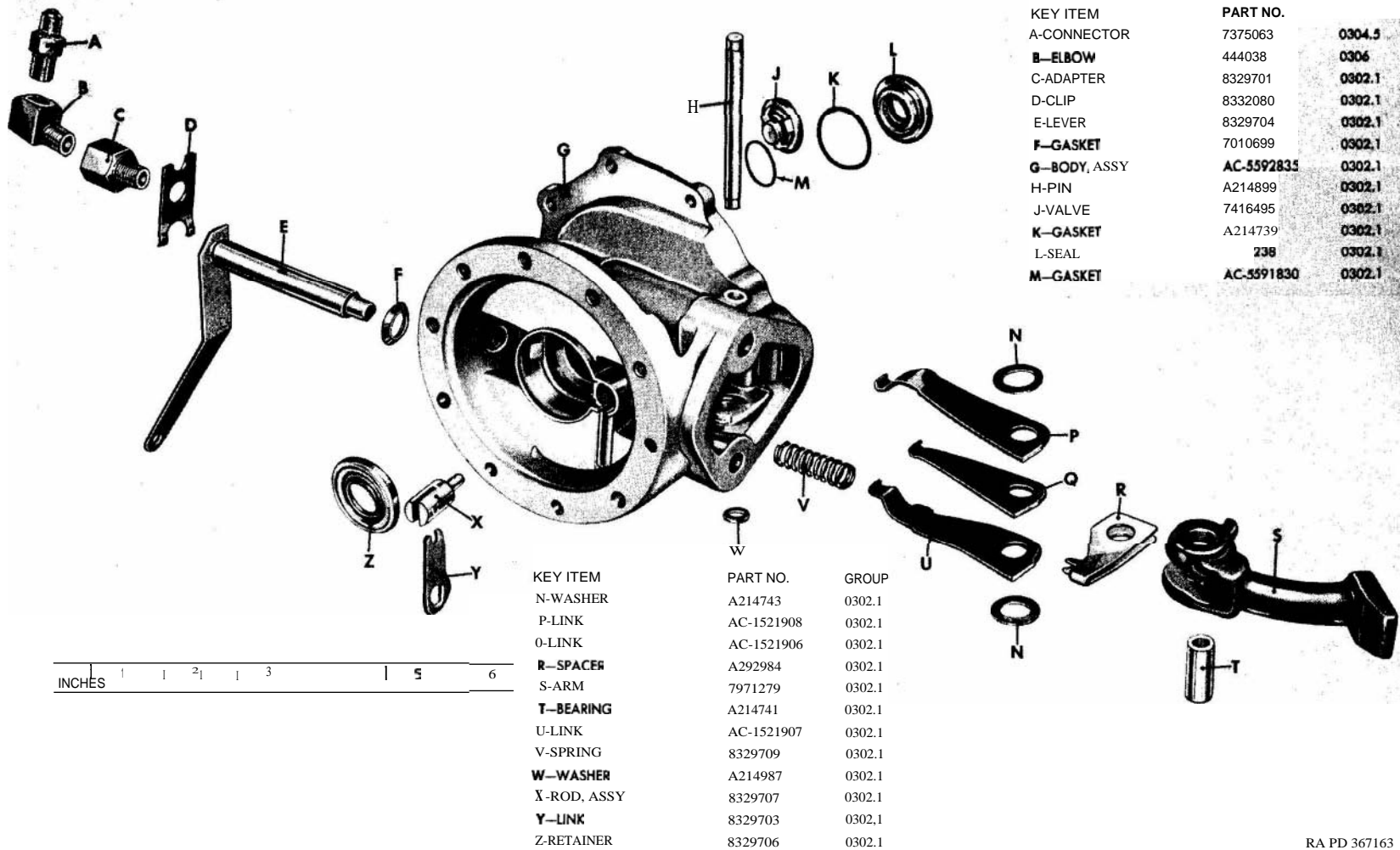


Figure 03-4. Fuel and vacuum pump (body section)—exploded view


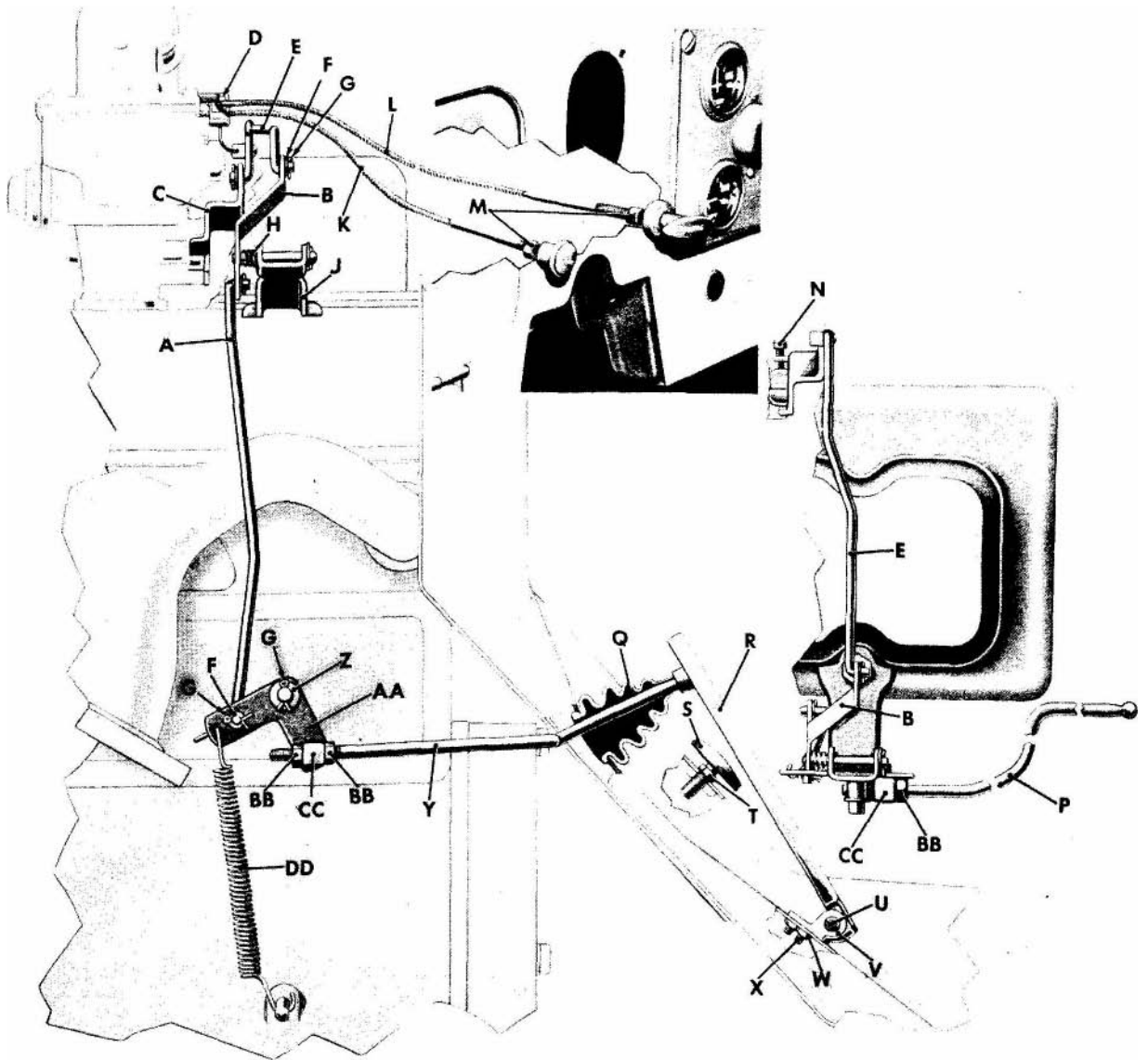


Figure 03-5. Fuel and vacuum pump (vacuum section)—exploded view



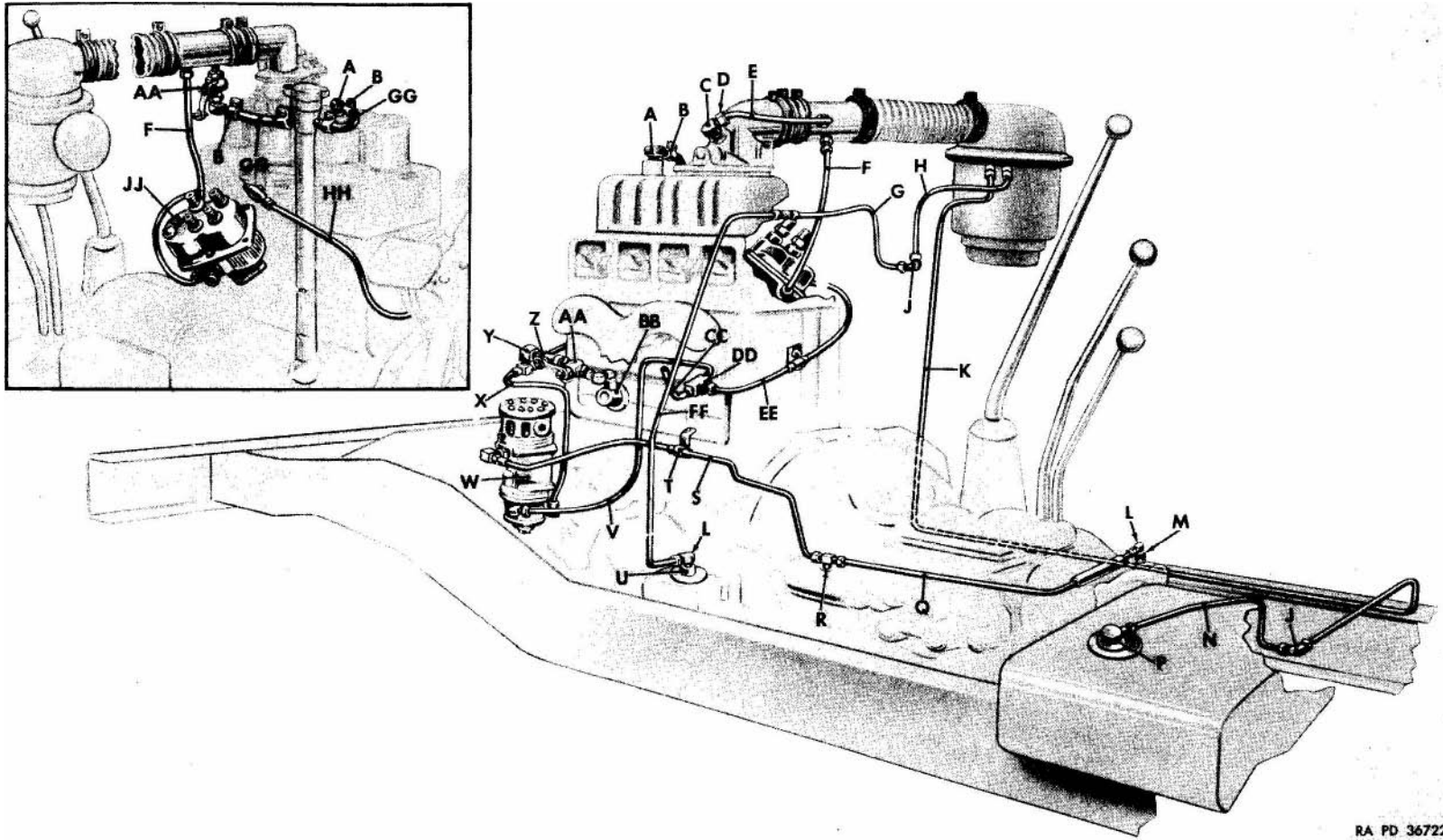
Figure 03-6. Air cleaner, assy (8329642)—exploded view



KEY	ITEM	PART NO.	GROUP	KEY	ITEM	PART NO.	GROUP
A	ROD	8329765	0312	Q	SEAL	7361994	0312
B	LEVER	8329769	0312	R	PEDAL	8333364	0312
C	SHAFT, ASSY	8329833	0301	S	REST	7375392	0312
D	STOP	7371194	0312	T	NUT	124920	0312
E	ROD	8329763	0312	U	P IN	7375112	0312
F	WASHER	502243	0312	V	HINGE	7375114	0312
G	PIN	121223	0312	W	NUT	271166	0312
H	SPRING	8329770	0312	X	BOLT	155937	0312
J	BRACKET	8329768	0312	Y	ROD	8333365	0312
K	CONTROL, ASSY	8329760	0312	Z	WASHER	120393	0312
L	CONTROL, ASSY	8329761	0312	AA	LEVER, W / BUSHING	8330947	0312
M	NUT	271193	0312	BB	NUT	120367	0312
N	SCREW	A-293056	0301	CC	BLOCK	8329759	0312
P	ROD	8677502	0312	DD	SPRING	8330948	0312

RA PD 367211

Figure 03-7. Throttle and choke control



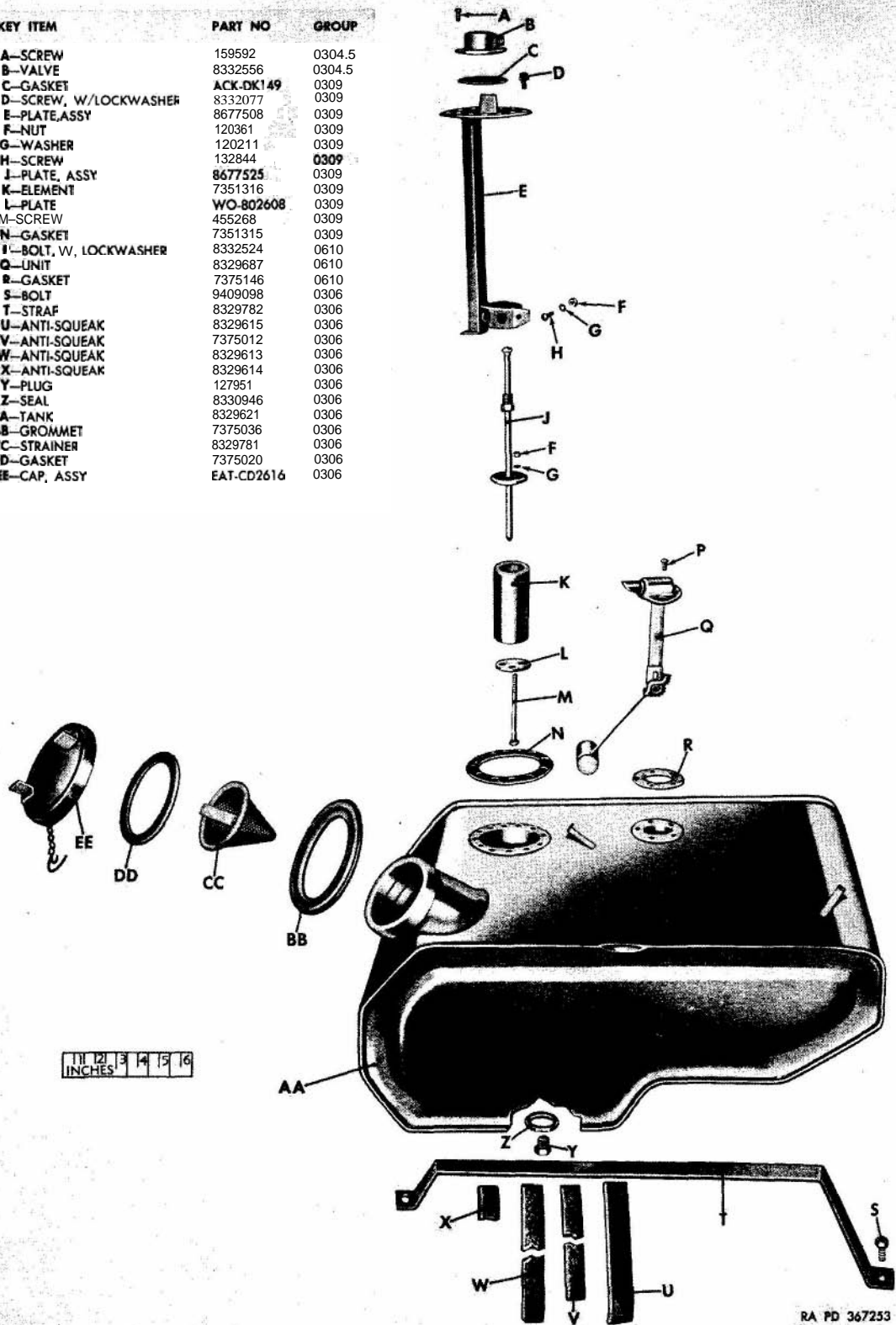
RA PD 367228

Figure 03-8. Ventilating system

<i>Key</i>	<i>Item</i>	<i>Part No.</i>	<i>Group</i>
A	—ELBOW -----	8329715	0105.2
B	—CLAMP -----	8330945	0304.1
C	—ELBOW -----	8677538	0304.5
D	—NUT -----	142431	0304.5
E	—LINE, ASSY -----	8677523	0304.5
F	—LINE, ASSY -----	8673356	0304.5
G	—LINE, ASSY -----	8677028	0304.5
H	—LINE, ASSY -----	8677619	0304.5
J	—ELBOW -----	325200	0304.5
K	—LINE, ASSY -----	WO-807810	0304.5
L	—ELBOW	137420	0304.5
M	—COUPLING -----	7375128	0304.5
N	—LINE, ASSY -----	WO-807811	0304.5
P	—VALVE -----	8332556	0304.5
Q	—LINE, ASSY -----	8329638	0304.5
R	—UNION -----	137412	0304.5
S	—LINE, ASSY -----	8329640	0304.5
T	—CLIP -----	5229645	2202
U	—CAP -----	7411069	1204.1
V	—LINE, ASSY -----	8330238	2202
W	—PUMP, ASSY -----	8720570	0302.1
X	—LINE, ASSY - - - - -	8329606	0304.5
Y	—ELBOW -----	8329637	0304.5
Z	—VALVE, ASSY -----	5336400	0304.5
AA	—VALVE, ASSY -----	7410836	f 0106.5 10304.5
BB	—VENTILATOR, ASSY - -	7371286	0106.5
CC	—LINE, ASSY -----	8332076	2202
DD	—TEE -----	178910	2202
EE	—LINE, ASSY -----	8673357	0304.5
FF	—LINE, ASSY - - - - -	WO-806428	0304.5
GG	—HOSE -----	8332675	0304.1
HH	—LINE, ASSY -----	8329639	0304.5
JJ	—DISTRIBUTOR, ASSY - -	7358569	0604.1

Figure 03-8. Ventilating system—legend

KEY ITEM	PART NO	GROUP
A—SCREW	159592	0304.5
B—VALVE	8332556	0304.5
C—GASKET	ACK-DK149	0309
D—SCREW, W/LOCKWASHER	8332077	0309
E—PLATE, ASSY	8677508	0309
F—NUT	120361	0309
G—WASHER	120211	0309
H—SCREW	132844	0309
J—PLATE, ASSY	8677525	0309
K—ELEMENT	7351316	0309
L—PLATE	WO-802608	0309
M—SCREW	455268	0309
N—GASKET	7351315	0309
I—BOLT, W, LOCKWASHER	8332524	0610
Q—UNIT	8329687	0610
R—GASKET	7375146	0610
S—BOLT	9409098	0306
T—STRAF	8329782	0306
U—ANTI-SQUEAK	8329615	0306
V—ANTI-SQUEAK	7375012	0306
W—ANTI-SQUEAK	8329613	0306
X—ANTI-SQUEAK	8329614	0306
Y—PLUG	127951	0306
Z—SEAL	8330946	0306
AA—TANK	8329621	0306
BB—GROMMET	7375036	0306
CC—STRAINER	8329781	0306
DD—GASKET	7375020	0306
EE—CAP, ASSY	EAT-CD2616	0306



RA PD 367253

Figure 03-9. Fuel tank and related parts—exploded view

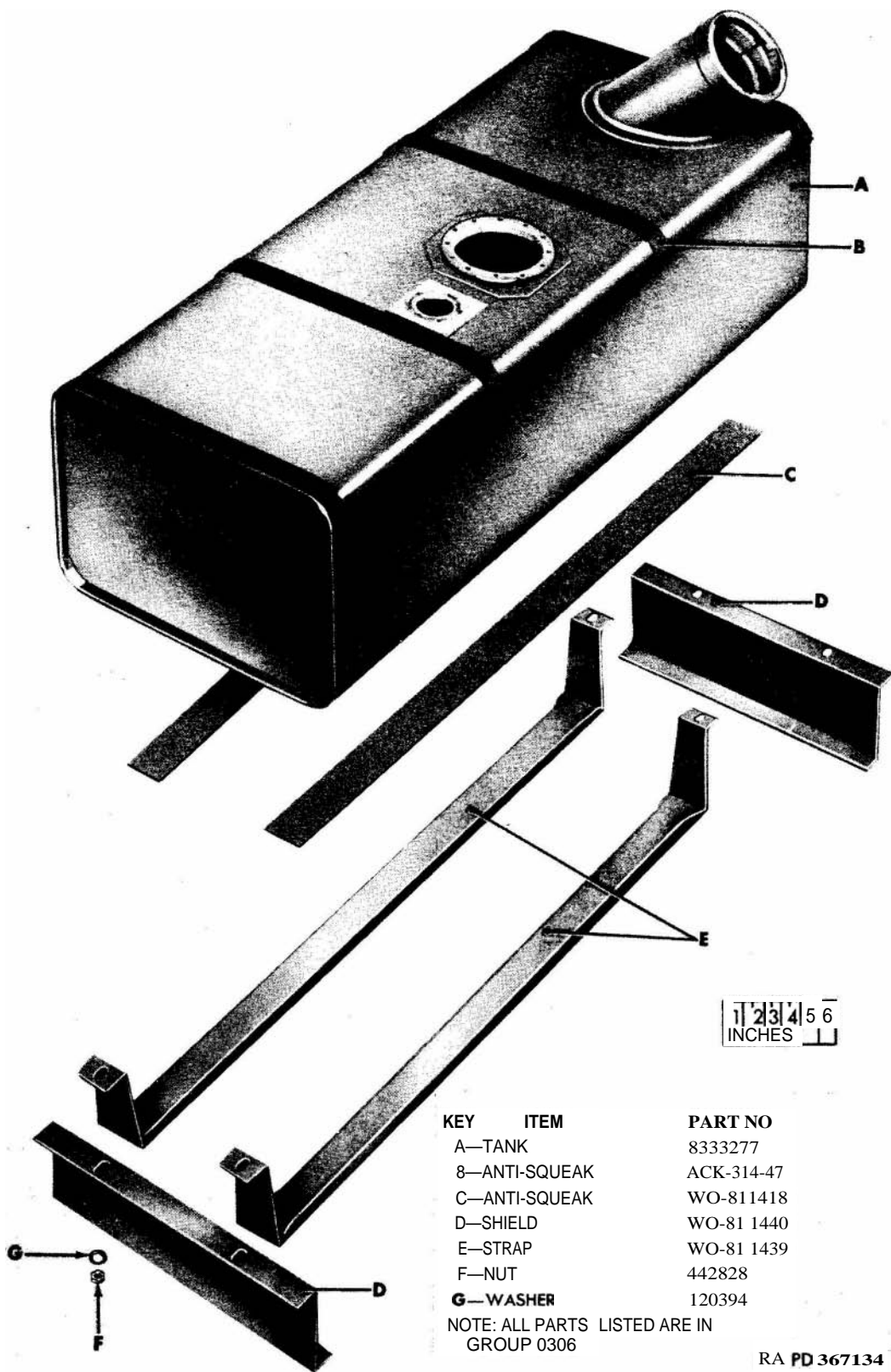
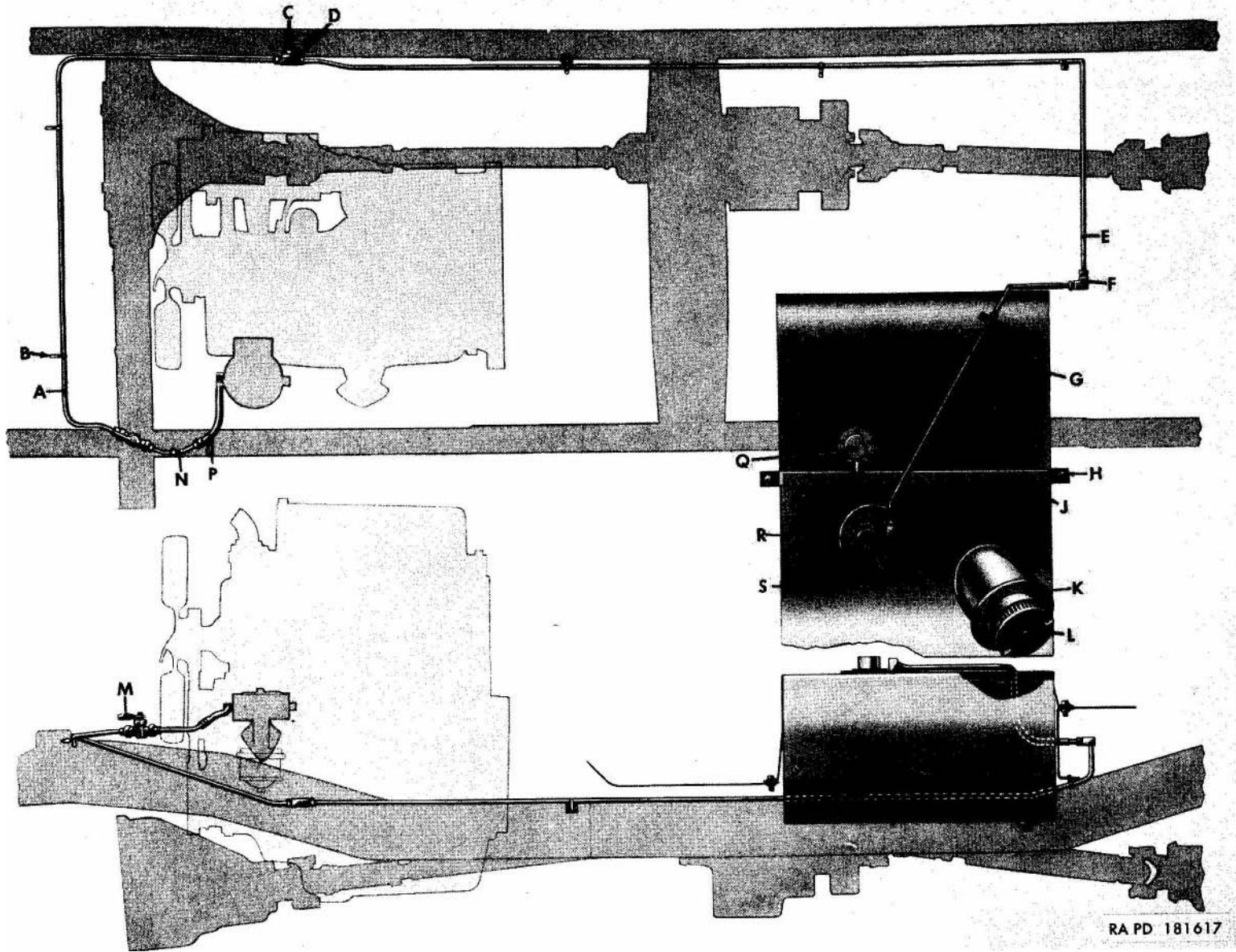


Figure 03-10. Fuel tank and related parts (M170)—exploded view



RA PD 181617

Figure 03-11. Fuel system

<i>Key</i>	<i>Item</i>	<i>Part No.</i>	<i>Group</i>
A	—LINE, ASSY	WO-809403	0306
B	—CLIP -----	127753	0306
C	—PLUG -----	143932	0306
D	—TEE -----	128275	0306
E	—LINE, ASSY ----	8329775	0306
F	—ELBOW -----	WO-806177	0306
G	—LINE, ASSY -----	WO-808925	0306
H	—BOLT - - - -	9409098	0306
J	—STRAP	8329782	0306
K	—GROMMET -----	7375036	0306
L	—CAP, ASSY -----	EAT-CD2616	0306
M	—VALVE -----	7346871	0306
N	—LINE, ASSY -----	WO-809404	0306
P	—LINE -----	8331933	0306
Q	—UNIT, ASSY ----	8329687	0610
R	—PLATE, ASSY ---	8677507	0309
S	—TANK -----	8329621	0306

Figure 03-11. Fuel system—legend

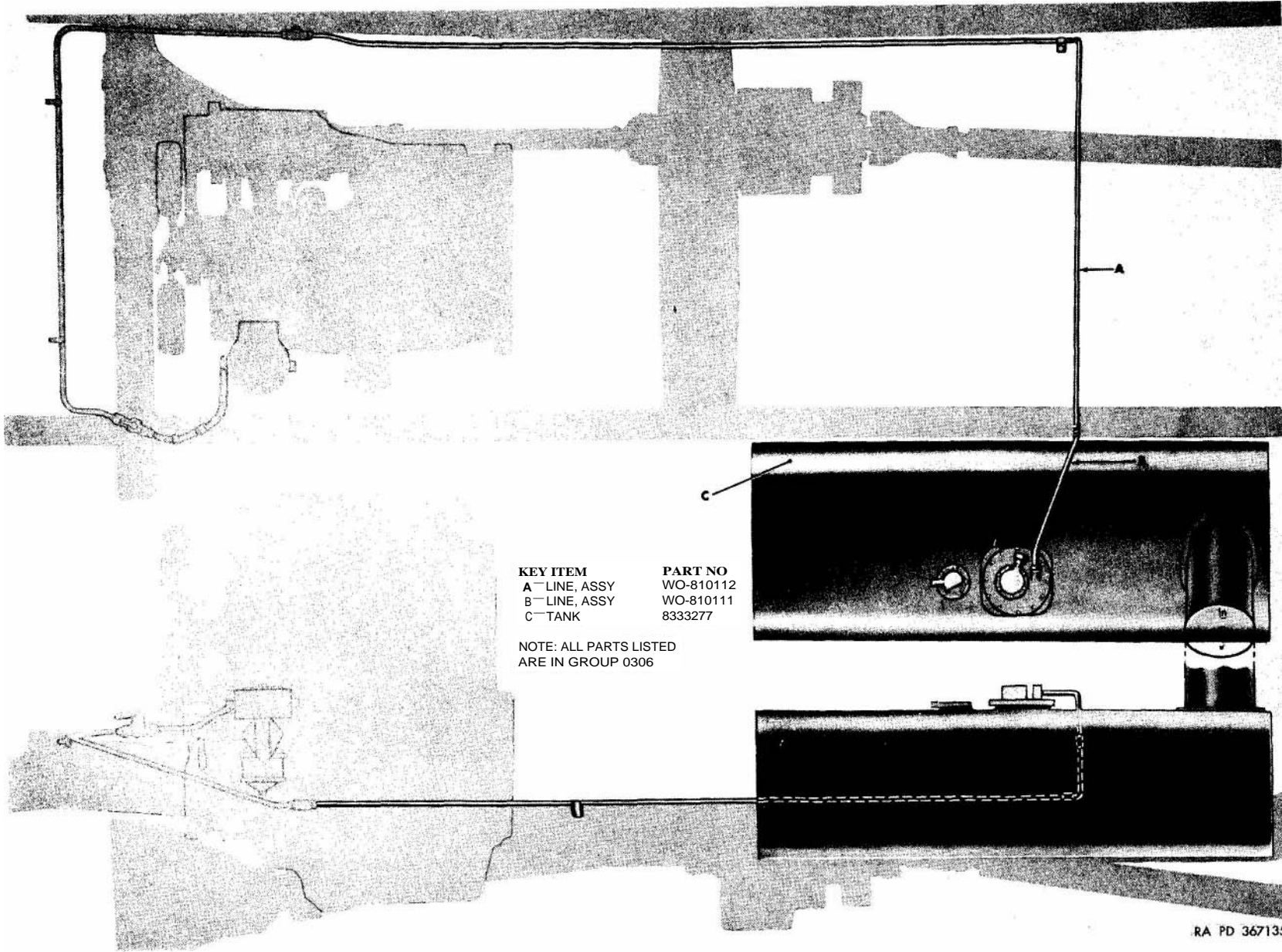


Figure 03-12. Fuel system (M170)

(1)	(2)	(3)	(4)	(5)	(6)	(7)	(8)	(9)
ILLUSTRATION NO.	REFERENCE SYMBOLS	FEDERAL STOCK NO.	ORDNANCE STOCK NO.	MFR'S PART NO.	ORDNANCE PART NO.	DESCRIPTION	QUANTITY INCORPORATED IN UNIT	UNIT OF ISSUE
GROUP 03-FUEL SYSTEM								
0301 — CARBURETOR								
03-1		2910-737-2500	G740-7372500	CAR-24-26 WO 116880	7372500	AXLE, float lever -----	1	ea
03-1		2910-534-6738	G507-5346738	CAR-116-13 WO-116813	A346738	BALL, check, pump discharge -----	1	ea
03-1			G740-7412959	CAR-122-64S WO-116205	7412959	BALL, fuel intake, assy -----	1	ea
03-1	-----	2910-737-2502	G740-7372502	CAR-O-570S WO- 116868	7372502	BODY, carburetor, assy -----	1	ea
03-1			-----	CAR-6-802	-----	BODY, choke valve -----	1	ea
			G758-8329771	CAR-6-804S WO- 119751	8329771	BODY, choke valve, assy -----	1	ea
03-1			G507-5293063	CAR-101-160S WO-116892	A293063	SCREW, lock washer, fil-hd, S, zn-pltd, No. 10-32NF x %	6	ea
03-1				CAR-1-897	-----	BODY, throttle valve -----	1	ea
-1			G758-8329772	CAR- 1 899S WO-119750	8329772	BODY, throttle valve, assy -----	1	ea
03-1			G740-7372520	CAR-101-149S WO-116891	7372520	SCREW, lock washer, fil-hd, No. 12-28NF x 3/4 -----	3	ea
03-1			G758-8329773	CAR-62-185S WO-119745	8329773	BRACKET, choke tube, assy -----	1	ea
03-1	-----	5305-734-3368	G503-7343368	CAR-101-142S WO-116384	7343368	SCREW, lock washer, fil-hd, No. 8-32NF x 5% -----	2	ea
03-1	H1	5305-012-0221	H001-5148251	-----	120221	SCREW, mach, rd-hd, S, cd- or zn-pltd, No. 10 (0.190)- 24NC-2 x	2	ea
01-4,03-1	-----		G758-8329774	CAR-YS950S WO-804826	8329774	CARBURETOR, assy -----	1	ea
			G758-8332520	WO-630004	8332520	NUT, PLAIN, HEXAGON, It, long, S, 3/8-24NF-2	1	ea
01-5	H1	H101-0178453	-----	178453	STUD, S, cd- or zn-pltd, 3/8-16NC (9/16" x 3/8-24NF-2 (5/8) x 1% (carburetor mounting)	2	ea
03-1			G758-8329825	CAR-62-183 WO-119743	8329825	CLAMP, choke control conduit -----	1	ea
03-1	H1	012-0619	H001-4051541	-----	120619	NUT, PLAIN, SQUARE, mach screw, S, cd- or zn- pltd, No. 10 (0.190)-24NC-2	2	ea
			G758-8329836	CAR-62-184S WO-119744 CAR-62-183S	8329836	CLAMP, choke control conduit, assy. -----	1	ea

(1)	(2)	(3)	(4)	(5)	(8)	(1)	(8)	(9)
ILLUSTRATION NO.	REFERENCE SYMBOLS	FEDERAL STOCK NO.	ORDNANCE STOCK NO.	MFR'S PART NO.	ORDNANCE PART NO.	DESCRIPTION	QUANTITY INCORPORATED IN UNIT	UNIT OF ISSUE
GROUP 03—FUEL SYSTEM—Continued								
0301—CARBURETOR—Continued								
03-1	2910-495-1772	G740-7372511	CAR-203-34S WO-116907	7372511	DIAPHRAGM, metering rod, assy	1	ea
03-1	2910-495-1773	G740-7372512	CAR-203-35S WO-116908	7372512	DIAPHRAGM, pump, assy	1	ea
03-1	2910-737-2513	G740-7372513	CAR-21-95S WO-116879	7372513	FLOAT, w/LEVER, assy	1	ea
03-1			G758-8329826	CAR-121-222 WO-119747	8329826	GASKET, body, throttle valve	1	ea
03-1	2910-495-1697	G740-7372514	CAR-121-138 WO-116896	7372514	GASKET, choke valve body to float body	1	ea
03-1	-----	5330-360-8007	G503-5293029	CAR-20-22 WO-116168	A293029	GASKET, float needle valve seat.....	1	ea
03-1			G741-5293030	CAR-20-35 WO-116784	A293030	GASKET, fuel inlet strainer nut -----	1	ea
03-1	-----	2910-453-6534	G503-7378054	CAR-20-61 WO-116170	7378054	GASKET, pump passage plug	1	ea
03-1	2910-737-2518	G740-7372518	CAR-170-139 WO-116906	7372518	HOUSING, metering rod diaphragm	1	ea
03-1	-----	2910-737-2517	G740-7372517	CAR-170-138 WO-116905	7372517	HOUSING, pump diaphragm -----	1	ea
03-1			G740-7372527	CAR-101-221S WO-116893	7372527	SCREW, lock washer, fil-hd, No. 8-32NC x 5/8.....	8	ea
			G758-8329828	WO-806271	8329828	INSULATOR, throttle valve flange to manifold -----	1	ea
03-1				CAR-145-69	-----	JET, body, choke valve -----	1	ea
03-1				CAR-48-144	-----	JET, carburetor body -----	1	ea
03-1	-----	2910-737-2519	G740-7372519	CAR-120-157 WO-116894	7372519	JET, metering rod -----	1	ea
03-1				CAR-61-79	-----	LOCK, choke valve to poppet valve plug -----	1	ea
03-1				CAR-17-49	-----	NEEDLE, intake valve -----	1	ea
03-1				CAR-15-43	-----	NUT, strainer, fuel inlet -----	1	ea
		5310-737-2521	G740-7372521	CAR-15-44S WO-116878	7372521	NUT, strainer, w/GASKET, assy -----	1	ea
03-1	-----	5305-453-6491	G503-7378099	CAR-150-98 WO-116177	7378099	PIN, intake needle spring	1	ea
03-1	-----	5315-737-2522	G740-7372522	CAR-150-139 WO-116901	7372522	PIN, metering rod sleeve -----	1	ea
03-1			G758-8329830	CAR-7-178S WO-119740	8329830	PLATE, choke valve to poppet valve, assy	1	ea

03-1		G503-5281457	CAR-39-10 WO-116216	A281457	SCREW, rd-hd, br, No. 3-48 x $\frac{3}{16}$	2	ea
03-1			CAR-148-12		PLATE, choke valve to poppet valve, lower	1	ea
03-1			CAR-7-177		PLATE, choke valve to poppet valve, upper.....	1	ea
03-1		G758-8329831	CAR-2-134 WO-118061	8329831	PLATE, throttle valve.....	1	ea
03-1		G085-3005020	CAR-39-11 WO 116217	A346734	SCREW, rd-hd, br, No. 3-48NC x	2	ea
03-1	2910-737-2525	G740-7372525	CAR-11B176 WO-116876	7372525	PLUG, choke shaft.....	1	ea
03-1			CAR-136-17		PLUG, choke valve to poppet valve plate	1	ea
03-1			CAR-47-23 WO 116884		PLUG, expansion throttle shaft	1	ea
03-1	2910-360-8027	G502-7324060	CAR-11B79 WO-116160	7324060	PLUG, idle passage (rivet)	1	ea
03-1	4730-531-2057	G507-5312057	CAR-11B108 WO-116162	A312057	PLUG, idle port passage (rivet)	1	ea
03-1			CAR 11B134 WO-116875		PLUG, intake, needle passage.....	1	ea
03-1		G085-3004220	CAR-11B12 WO-119741	A281413	PLUG, passage (rivet)	2	ea
03-1	2910-366-6569	G502-7324058	CAR-11B41 WO 116647	7324058	PLUG, pump inlet passage (rivet).....	1	ea
03-1			CAR-11B124		PLUG, pump passage	1	ea
03-1	2910-360-8013	G503-7378081	CAR- 11B125S WO-116163	7378081	PLUG, strainer passage, w/ GASKET , assy - - - - -	1	ea
03-1		G758-8329832	CAR-75-826S WO-119746	8329832	ROD, metering, assy	1	ea
03-1,7		G716-5293056	CAR 101-120 WO-116651	A293056	SCREW, adjusting, throttle lever	1	ea
03-1	5305-366-6546	G505-5346736	CAR-30A37 WO-116883	A346736	SCREW, idle adjustment	1	ea
03-1	H1	H001-5125821		131958	SCREW, mach, fil-hd, S, cd- or zn-pltd, No. 8-32NC-2 x $\frac{3}{16}$ (choke wire clamp)	1	ea
03-1	5330-495-1756	G740-7372528	CAR-163-21 WO-116902	7372528	SEAL, choke shaft.	1	ea
03-1	5330-495-1757	G740-7372530	CAR-163-28 WO-116903	7372530	SEAL, dust throttle shaft	1	ea
03-1	5330-495-1758	G740-7372529	CAR-163-46 WO-116904	7372529	SEAL, idle adjusting screw	1	ea
03-1			CAR-25-149		SEAT, needle valve.....	1	ea
03-1	2910-737-2531	G740-7372531	CAR-14-359S WO-116877	7372531	SHAFT, choke, w/ LEVER , assy	1	ea
03-1,7		G758-8329833	CAR-3-773S WO-119739	8329833	SHAFT, throttle valve, w / LEVER , assy	1	ea
03-1			CAR-112-12		SLEEVE, choke valve to poppet valve plug	1	ea
08-1		CAR-51-21		SPRING, choke valve to poppet valve plates	1	ea

(1) ILLUSTRATION NO.	(2) REFERENCE SYMBOLS	(3) FEDERAL STOCK NO.	(4) ORDNANCE STOCK NO.	(5) MEWS PART NO.	(6) ORDNANCE PART NO.	(7) DESCRIPTION	(8) QUANTITY INCORPORATED IN UNIT	(9) UNIT OF ISSUE
GROUP 03—FUEL SYSTEM—Continued								
0301 —CARBURETOR —Continued								
03-1				CAR-61-426 WO-118548		SPRING, idle adjusting screw	1	ea
03-1	5340-360-8039	CAR-61-207 WO-116191		SPRING, intake needle -----	1	ea
03-1	5340-737-2534	G740-7372534	CAR-61-356 WO-116887	7372534	SPRING, metering rod	1	ea
03-1			G758-8329834	CAR-61-460 WO-119742	8329834	SPRING, pump -----	1	ea
03-1			G740-7372533	CAR-61-357 WO-116888	7372533	SPRING, return, choke valve shaft	1	ea
03-1	2910-529-3034	G508-5293034	CAR-30-14 WO-116882	A293034	STRAINER (fuel intake)		ea
03-1	-----	2910-360-8019	G085-3004900	CAR-30-20 WO-116175	A281437	STRAINER, pump.....	1	ea
03-1	2910-737-2537	G740-7372537	CAR-145-70S WO-116900	7372537	TUBE, bleeder, w/ PLUG, assy	1	ea
03-1	2910-737-2536	G740-7372536	CAR-11A-142 WO-116874	7372536	TUBE, low speed jet -----	1	ea
		2910-737-2538	G740-7372538	CAR-25-151S WO-116881	7372538	VALVE, needle, w/ SPRING and SEAT, assy	1	ea
03-1	5310-737-2539	G740-7372539	CAR-136-98 WO-116897	7372539	WASHER, retaining, choke valve shaft seal	1	ea
03-1			G758-8329835	CAR-136-166 WO-119749	8329835	WASHER, retaining, idle adjusting screw seal	1	ea
			G758-8329837	CAR-136-24 WO--119748	8329837	WASHER, retaining, throttle shaft	1	ea
03-1			G740-7372541	CAR-136-99 WO-116898	7372541	WASHER, retaining, throttle valve shaft seal -----	1	ea
03-1			G740-7372542	CAR-221-12 WO-116909	7372542	WEIGHT, pump discharge ball check	1	ea
0302.1-FUEL AND VACUUM PUMP								
03-4			G758-8329701	AC-5592921 WO-119672	8329701	ADAPTER, air vent -----	1	ea
		2910-737-5382	G740-7375382	AC-5592295 WO-118476	7375382	ARM, rocker (used w/PUMP 8329705 and PUMP AC-5594069)	1	ea

03-4		G758-7971279	AC-5593764 WO-120932	7971279	ARM, rocker (used w/PUMP 8720570) -----	1	ea	
03-4 3120-386-1436	G067-1500270	AC-1523221 WO-117138	A214741	BEARING, bushing type, rocker arm pin	1	ea	
03-2,3 2910-737-5381	G740-7375381	AC-5592291 WO-118475	7375381	BODY, fuel section	1	ea	
03-2,4		AC-5592835 WO-119651	-----	BODY, fuel section, w/oil SEAL, assy -----	1	ea	
03-2, 5 2910-737-5383	G740-7375383	AC-5592300 WO-118488	7375383	BODY, vacuum section -----	1	ea	
03-5	H001-5127361	-----	132119	BOLT, mach, fil-hd, S, cd- or zn-pltd, No. 10-32NF-2 x $\frac{5}{8}$	8	ea	
03-5	5310-012-0217	H001-7025621	-----	120217	WASHER, LOCK, med, S, cd- or zn-pltd, No. 10	8	ea	
03-2		G226-5214746	AC-523259 WO-117143	A214746	CAP, diaphragm return spring -----	1	ea	
03-4		G758-8332080	AC-5592920 WO-119848	8332080	CLIP, primer lever -----	1	ea	
03-3 2910-701-6403	G509-7016403	AC-1538355 WO-118480	7016403	COVER, pulsator diaphragm -----	1	ea	
		G742-7539125	AC-1567648 WO-118482	7539125	SCREW, mach, fil-hd, S, cd- or zn-pltd, No. 10-32NF-2 x (superseded by SCREW 132148)	10	ea	
03-2	H1 H101-0132148		132148	SCREW, mach, fil-hd, S, cd- or zn-pltd, No. 10 (0.190)- 32NF-2 x (supersedes SCREW 7539125)	10	ea	
03-3	H1	013-2124	H001-5127371	-----	132124	SCREW, mach, fil-hd, S, cd- or zn-pltd, No. 10-32NF- 2 x	2	ea
03-2,3	H1	5310-012-0217	H001-7025621	120217	WASHER, LOCK, med, 5, cd- or zn-pltd, No. 10	2	ea	
03-2 2530-833-2534	G758-8332534	AC-5592898 WO-119867	8332534	DIAPHRAGM, fuel section, w/pull ROD -----	1	ea	
		G671-7001905	AC-5592893 WO-119847 AC-1538358 WO-118477	7001905	DIAPHRAGM, pulsator, fuel pump -----	3	ea	
		2530-833-2535	G758-8332535	8332535	DIAPHRAGM, vacuum section, w/pull ROD (used w/PUMP 8329705)	1	ea	
03-2			AC-5593181 WO-120123	-----	DIAPHRAGM, vacuum section, w /pull ROD (used w/PUMP AC-5594069 and PUMP AC-5594260)	1	ea	
03-4		G226-5214739	AC-1523120 WO-118491	A214739	GASKET, cork, ID, 0.990 OD, 0.035 thk (oil seal body)	1	ea	
03-5 2805-360-7697	G508-5214752	AC-1521953 WO-115652	A214752	GASKET, 0.012 thk (vacuum section valve to cover)	2	ea	

(1) ILLUSTRATION NO.	(2) REFERENCE SYMBOLS	(3) FEDERAL STOCK NO.	(4) ORDNANCE STOCK NO.	(5) MFR'S PART NO.	(8) ORDNANCE PART NO.	(7) DESCRIPTION	(8) QUANTITY INCORPORATED IN UNIT	(9) UNIT OF ISSUE
						GROUP 03—FUEL SYSTEM—Continued		
						0302.1—FUEL AND VACUUM PUMP—Continued		
		2910-360-8044	G503-5261672	ACK-CN70S GM-838263 WO-638737 AC-1411094 WO-118704	5261672	GASKET, fuel pump to cylinder block -----	2	ea
03-3	-----	2910-700-1906	G671-7001906	AC-1538357 WO-118478	7001906	GASKET, fuel section valve -----	2	ea
)3-4			G758-7010699	AC-1537811 WO-119656	7010699	GASKET, oil priming lever pin -----	1	ea
)3-4			AC-5591830	AC-5591830 WO-118490	-----	GASKET, ru, 0.020 thk (vacuum section valve, upper)....	1	ea
13-5	-----	5330-741-3199	G741-7413199	AC-5592251 WO-119248	7413199	GASKET, vacuum section cover -----	1	ea
13-2, 5			G758-8329702	AC-5590046 WO-117910	8329702	GASKET, vacuum section cover screw -----	1	ea
03-4			G758-8329704	AC-5592836 WO-119658	8329704	LEVER, primer, w/SHAFT, assy -----	1	ea
13-4			G758-8329703	AC-5592406 WO-119657	8329703	LINK, priming lever -----	1	ea
D3-4				AC-1521906 WO-116343	-----	LINK, rocker arm (intermediate) -----	1	ea
03-4				AC-1521908 WO-116344	-----	LINK, rocker arm, left -----	1	ea
03-4				AC-1521907 WO-116345	-----	LINK, rocker arm, right -----	1	ea
03-4			G508-5214889	AC-1522023 WO-116329	A214889	PIN, sp, S, 0.259 x 3 $\frac{1}{2}$ overall lgh (rocker arm) -----	1	ea
D3-4			G508-5214987	AC-1521288 WO-116762	A214987	WASHER, flat, S, cd- or zn-pltd, 0.189 ID, $\frac{3}{4}$ OD, 0.042 thk	1	ea
03-5	-----	2910-350-2383	G741-6170220	AC-1537195 WO-117152	B170220	PLATE, vacuum section -----	1	ea
03-2, 5				AC-456409 WO-120946	-----	SCREW, cap, hex-hd, S, cd- or zn-pltd, $\frac{1}{4}$ -28NF-3 x	1	ea
			G758-8329705	AC-1539810 WO-805727	8329705	PUMP, fuel and vacuum, assy (superseded by PUMP AC-5594069)	1	ea
				AC-5594069 WO-810289	-----	PUMP, fuel and vacuum assy (supersedes PUMP 8329705) (superseded by PUMP 8720570)	1	ea

01-1; 03-2, 8		-----	G758-8720570	AC-5594260 WO-908715	8720570	PUMP, fuel and vacuum, assy (supersedes PUMP AC-5594069)	1	ea
	HI	5305-737-5385 012-2058	G740-7375385 H101-0122058	WO-800741 -----	7375385 122058	BOLT, hex-hd, S, cd- or zn-pltd, $\frac{3}{16}$ -18NC-3 x $5\frac{1}{8}$	1	ea
						BOLT, MACHINE, cap, hex-hd, S, cd- or zn-pltd, - 1 8 N C - 3 x (used on engine through serial No. 49065)	1	ea
			G758-8332521	WO-809689	8332521	BOLT, MACHINE, hex-hd, sp, S, cd- or zn-pltd, $\frac{3}{16}$ -18NC-3 x $3\frac{1}{8}$ (used on engine after serial No. 49065)	1	ea
	Hi	5310-012-0214 5310-741-6478	H001-7025711 G740-7416478	----- WO-805842	120214 7416478	WASHER, lock, med, S, cd- or zn-pltd, $\frac{3}{4}$ in.....	2	ea
						WASHER, rectangular, 0.406 dia, 0.660 x 0.940 OD, 0.0598 thk (fuel pump to cylinder block)	2	ea
03-2	2910-521-4761	G102-5214761	AC-1523805 WO-117156	A214761	RETAINER, diaphragm spring -----	1	ea
03-4			G758-8329706	AC-5592332 WO-119242	8329706	RETAINER, main body, oil seal -----	1	ea
03-5	2910-521-4759	G102-5214759	AC-1523803 WO-117155	A214759	RETAINER, vacuum section screen -----	1	ea
03-5	-----	2910-368-2627	G732-5214750	AC-1523664 WO-117144	A214750	RETAINER, valve -----	1	ea
03-5	H1	H001-5148831	-----	132900	SCREW, mach, rd-hd, S, cd- or zn-pltd, No. 10- 32NF-2 x	1	ea
03-3	2910-701-0695	G741-7010695	AC-1538356 WO-118481	7010695	RETAINER, valve pump -----	2	ea
03-3		012-1839	H001-5146431	-----	121839	SCREW, mach, rd-hd, S, cd- or zn-pltd, No. 6 (0.138)- 32NC-2 x $\frac{3}{16}$	8	ea
03-4			G758-8329707	AC-5592409 WO-119659	8329707	ROD, push, w/PIN, assy -----	1	ea
03-5	-----	2910-521-4758	G741-5214758	AC-1523802 WO-117157	A214758	SCREEN, vacuum section -----	1	ea
03-4			G104-6184238	AC-1523122 WO-117432	B184238	SEAL, oil, type ML, ID, 1.000 OD, thk (vacuum section)	1	ea
03-4	2910-529-2984	G758-8329708 G102-5292984	WO-800361 AC-1521909	8329708 A292984	SPACER, fuel pump to cylinder block -----	1	ea
03-2	5340-350-6003	G147-0389807	WO-116346 AC-1537096	A323138	SPRING, compression, $\frac{5}{16}$ OD, 6 coils, 2 in. free lg (diaphragm, fuel section)	1	ea
03-4			G758-8329709	AC-5592839 WO-119653	8329709	SPRING, rocker arm -----	1	ea
03-2				AC-5590533 WO-117160	-----	SPRING, vacuum section diaphragm -----	1	ea
	H16	-----	H016-5196397	-----	5196397	VALVE, air vent (fuel pump) (used on vehicles after serial No. 23359)	1	ea
03-2,3,4, 5	2910-358-5632	G262-7416495	AC-5591860 WO-118486	7416495	VALVE, fuel and vacuum section w/GAGE, assy	10	ea

(1) ILLUSTRATION NO.	(2) REFERENCE SYMBOLS	(3) FEDERAL STOCK NO.	(4) ORDNANCE STOCK NO.	(5) MFR'S PART NO.	(8) ORDNANCE PART NO.	(1) DESCRIPTION	(8) QUANTITY INCORPORATED IN UNIT	(9) UNIT OF ISSUE
GROUP 03—FUEL SYSTEM—Continued								
0302.1—FUEL AND VACUUM PUMP—Continued								
03-4		5310-741-0270	G507-7410270	AC-855029 WO-113631	7410270	WASHER, hex (cover, plate screw) (for diaphragm identification only) (used w/PUMP AC-5594069)	1	ea
			G067-1501920	AC-1523043 WO-116347	A214743	WASHER, plain, corr-res-S, 0.365 ID, 5/8 OD, 0.010 thk (rocker arm link spacer)	2	ea
0304.1—AIR CLEANER AND CONNECTIONS								
03-6				UTS-B17793	BAND, clamp	1	ea
D3-6			G758-8330127	UTS-C17956 WO-119762	8330127	BODY, half, lower, assy	1	ea
D3-6			G758-8330126	UTS-B17951 WO-119760	8330126	CAP, top, assy	1	ea
			G758-8330124	UTS-B17795 WO-119757	8330124	CLAMP, assy	1	ea
				UTS-B17793	-----	Composed of: 1 BAND		
				UTS-A1453	-----	-- 1 NUT		
				UTS-A9896	-----	-- 1 STUD		
				UTS-A9894	-----	-- 1 WASHER		
H6		-----	11006-0502911	-----	502911	CLAMP, hose, S, cd- or zn-pltd, 3/4 in. (rocker arm and oil filler hoses) (superseded by CLAMP 8330945) (used on vehicles through serial No. 11389)	4	ea
D3-6	H6	11006-0502922	-----	502922	CLAMP, hose, S, cd- or zn-pltd, 2 1/4 ID (supersedes CLAMP 7036575)	2	ea
)1-15	H6	-----	11106-0116574	116574	CLAMP, hose, S, rustproof, 2% in. (air intake pipe to carburetor hose)	2	ea
		4730-360-8282	G503-7036575	WO-635097	7036575	CLAMP, hose, 2 3/4 ID (air cleaner to air intake pipe) (superseded by CLAMP 502922)	2	ea
)1-15; 03-8	H4	11004-8330945	-----	8330945	CLAMP, hose (Tinnerman), S, phos-ctd, 1 1/8 ID (rocker arm and oil filler hoses) (supersedes CLAMP 502911) (used on vehicles after serial No. 11389)	4	ea
)3-6			G758-8329642	UTS-T070D17775	8329642	CLEANER, oil bath, assy	1	ea
	H1	-----	11101-9409097	9409097	BOLT, MACHINE, assembled washer, hex-hd, split lock washer, header-pt, S, cd- or zn-pltd, 5/16-18UNC-2A x 5/4 (air cleaner and bracket to dash)	4	ea
)3-6		2940-360-8284	G503-7327479	OKS-613306 WO-A5631	7327479	CUP, oil (optional w/CUP 8330129) -----	1	ea

		G7 -8330129	UTS-B17915 WO-119765	8330129	CUP, oil, w/HANDLE, assy (optional w/CUP 7327479).	1	ea
		G758-8330128	UTS-B17785 WO-119764	8330128	ELEMENT, filter, assy (optional w/ELEMENT OKS-613387)	1	ea
	-----	G503-0169093	OKS-613387 WO-A5630 UTS-A17779 WO-119763 UTS-A17778 WO-119759 UTS-A17781 WO-119761 WO-809083	-----	ELEMENT, filter, assy (optional w/ELEMENT 8330128)	1	ea
				-----	GASKET (included in BODY 8330127) -----	1	ea
				-----	GASKET (included in RETAINER 8330125)	1	ea
				-----	GASKET, "0" ring (included in CAP 8330126) -----	1	ea
				-----	HOSE, air intake pipe to oil filler tube, ID, 0.082 OD, 6 lg (used on vehicles after serial No. 23359 and through serial No. 47032)	1	ea
	-----	G758-8329646	WO-806441	8329646	HOSE, air, rubber, 2.33 ID, 2.67 OD, 0.17 thk, 1.56 lg (carburetor to air intake pipe)	1	ea
	-----	G758-8332675	WO-810491	8332675	HOSE, ventilation, ru, braided, SAE 20 R 4, 5% lg, shaped (rocker arm cover to oil filler tube (1), air intake pipe to oil filler tube (1)) (used on vehicles after serial No. 47032)	2	ea
		G758-8329643	WO-806357	8329643	HOSE, ventilation, rubber, 0.500 ID 0.780 OD, 4.250 lg (air intake pipe to filler tube) (use 4.250 in. TUBING 33-T-240) (used on vehicles through serial No. 23359)	1	ea
		G758-8329644	WO-807400	8329644	HOSE, ventilation, rubber, 0.500 ID, 0.780 OD, 5.500 lg (rocker arm cover to oil filler tube) (use 5.500 in TUBING 33-T-240)	1	ea
			UTS-A1453	-----	NUT, sp, sq, 1/4-20NC (clamp)	1	ea
010-3865		H006-0283566	-----	103865	PLUG, PIPE, sq-hd, CI, 1/4 in. (optional w/PLUG 103877) (air cleaner to dash elbow tube (1), (used on vehicles after serial No. 29295) (air cleaner for fuel tank vent tube (1), (used on vehicles after serial No. 23359)	2	ea
010-3877		H006-0283956	-----	103877	PLUG, PIPE, sq-hd, S, 1/4 in. (optional w/PLUG 103865) (air cleaner to dash elbow tube (1) used on vehicles after serial No. 29295) (air cleaner for fuel tank vent tube (1) used on vehicles after serial No. 23359)	2	ea
	-----	G758-8329647	WO-806451	8329647	PRECLEANER, air, w/rain DEFLECTOR, assy -----	1	ea
	-----	G758-8330125	UTS-C17961 WO-119758	8330125	RETAINER, w/GASKET, assy -----	1	ea

03

(1) ILLUSTRATION NO.	(2) REFER- ENCE SYMBOLS	(3) FEDERAL STOCK NO.	(4) ORDNANCE STOCK NO.	(5) MFR'S PART NO.	(8) ORDNANCE PART NO.	(7) DESCRIPTION	(8) QUANTITY INCOR- PORATED IN UNIT	(9) UNIT OF ISSUE
GROUP 03—FUEL SYSTEM—Continued								
0304.1—AIR CLEANER AND CONNECTIONS								
—Continued								
	H1	018-7979	G758-8329648 H101-0187979	WO-806185 -----	8329648 187979	SHIELD, splash generator regulator (M38A1) ----- BOLT, INTEGRAL, ext-teeth-lock washer, hex-hd, S, cd- or zn-pltd, ¼-20NC-2 x ¾ (generator regula- tor to shield to frame—subgroup 0602)	1	ea
	H1	5305-017-2427	11101-0172427	-----	172427	SCREW, TAPPING, THREAD CUTTING, hex-hd, fluted-taper-pt, S, cd- or zn-pltd, ¼-20NC-2 x (optional w /SCREW 448445)	1	ea
	H1	5310-012-0386	H001-7045531	-----	448445 120386	SCREW, tapping, hex-hd, S, cd- or zn-pltd, ¼-20NC-2 x (optional w/SCREW 172427) WASHER, FLAT, S, cd- or zn-pltd, ¼ ID, ¾ OD, 0.065 thk	1	ea
	H1	5305-017-2427	H101-0172427	WO-809885 -----	----- 172427	SHIELD, splash (welded) air cleaner (M170) ----- SCREW, TAPPING, THREAD CUTTING, hex-hd, fluted taper-pt, S, cd- or zn-pltd, ¼-20NC-2 x (optional w /SCREW 448445)	1 3	ea ea
	H1	5310-012-0386	H001-7045531	-----	448445 120386	SCREW, tapping, hex-hd, S, cd- or zn-pltd, ¼-20NC-2 x (optional w /SCREW 172427) WASHER, FLAT, plain, S, cd- or zn-pltd, ¼ ID, ¾ OD, 0.065 thk (splash shield to frame)	1 3	ea ea
03-6	H7	-----	11007-0220060	UTS-A9896 -----	----- 33-T-240	STUD, eye, sp, S, ¼-20NC (1½) x 3% (clamp) TUBING, ru, compounded, heavy wall, ½ ID, wall thk	1	ea
03-6				UTS-A9894 -----	-----	WASHER, sp, sq, S, ¼ ID, ¼ OD, 0.0375 thk (clamp).	1	ea
0304.5-UNDERWATER VENT SYSTEM								
01-16				AC-1543013 WO-120087 WO-806449 -----	----- 8677432	BODY, metering valve, vent, crankcase ----- BRACKET, support, lower (vent dual control conduit) (used on vehicles through serial No. 23359)	1	ea
	H1	-----	11101-9409110	-----	9409110	BOLT, assembled washer, hex-hd, split lock washer, S, cd- or zn-pltd, ¾-16UNC-2A x	1	ea
01-16	116	-----	H006-0210030	-----	144035	BUSHING, pipe, shoulder, MI, glvd, ¼ x ½ (nipple to crankcase shut off valve)	1	ea
			G758-8329641	WO-800978	8329641	CLAMP, hose, 3% ID (precleaner to air cleaner) (super- seded by CLAMP 502925)	1	ea
03-6	116	-----	11006-0502925	-----	502925	CLAMP, hose, S, cd- or zn-pltd, 3 ID (supersedes CLAMP 8329641)	1	ea

03

01-15				WO-11386	8393078	CLIP, closed, S, cd- or zn-pltd, hole for No. 10 screw (dual control conduit to bracket) (used on vehicles through serial No. 23359)	1	ea
01-15	H1	012-0361	H001-4135661	120361	NUT, mach screw, hex, S, cd- or zn-pltd, No. 10 (0.190)-24NC 2	1	ea
01-15	H1		H101-0454783	-----	454783	SCREW, assembled washer, cross-recess-pan-hd, int-teeth lockwasher, header-pt, S, cd- or zn-pltd, No. 10 (0.190)-24NC-2A x	1	ea
	H4	H004	0327696	-----	120522	CLIP, closed, S, cd- or zn-pltd, $\frac{5}{4}$ OD tube, hole for $\frac{1}{4}$ bolt (distributor vent tube to tee)	1	ea
	Hi		H101-9409106	-----	9409106	BOLT, MACHINE, assembled washer, hex-hd, split lock washer, S, cd- or zn-pltd, $\frac{1}{4}$ -20UNC-2 x	1	ea
	H4		H104-0192107	-----	192107	CLIP, closed, S, cd- or zn-pltd, $\frac{3}{16}$ OD tube, hole for $\frac{5}{16}$ bolt (crankcase vent tube to water pump)	1	ea
		5340-704-7998	G740-7047998	WO-A5449	7047998	CLIP, open, $\frac{1}{4}$ dia, hole for No. 10 screw (tee to union vent tube to dash (1), master cylinder vent tube to dash (1), used on vehicles through serial No. 29295) (fuel tank elbow to vent tube to dash (1), used on vehicles through serial No. 23359)	3	ea
	H1	11101	0454783	-----	454783	SCREW, assembled washer, cross-recess-pan-hd, int-teeth lock washer, header-pt, S, cd- or zn-pltd, No. 10 (0.190)-24NC-2A x	2	ea
	H2	H002	8329624	8329624	CLIP, open, S-type, S, cd- or zn-pltd, dia tubes (fuel tank fuel line to fuel tank vent line) (used on vehicles through serial No. 23359)	4	ea
	H5	1.1.005	0820644	---	17-C-18035 -40	CONDUIT, flex, non-metallic, $\frac{3}{4}$ OD (loom) -----	-----	ft
03-4		2910-737-5063	G740-7375063	WO-800347	7375063	CONNECTOR, ball check, $\frac{3}{16}$ tube (fuel pump) (used on vehicles through serial No. 23359)	1	ea
03-6	H6		H006-0214310		137404	CONNECTOR, flared tube, inverted, br, $\frac{3}{16}$ tube, male pipe end (optional w/CONNECTOR 148072) (air cleaner to dash elbow tube (1) used on vehicles through serial No. 29295) (in air cleaner for fuel tank vent tube (1) used on vehicles through serial No. 23359)	2	ea
			G740-7348568	WH-100-23123 WH-802665	7348568	CONNECTOR, flared tube, inverted, br, $\frac{3}{16}$ in. (distributor vent tube to tee)	1	ea
	H6		11006-0214522		148072	CONNECTOR, flared tube, inverted, S, cd- or zn-pltd, tube, male pipe end (optional w/CONNECTOR 137404) (air cleaner to dash elbow tube (1) used on vehicles through serial No. 29295) (in air cleaner for fuel tank vent tube (1) used on vehicles through serial No. 23359)	2	ea
18-6			G758-8329636	WO-806445	8329636	CONTROL, dual, ventilation, assy (used on vehicles through serial No. 23359)	1	ea
		5310-703-2607	G740-7032607	WO-801085	7032607	NUT, hex, S, cd- or zn-pltd, $\frac{5}{8}$ -18NF -----	1	ea
		5310-703-2605	G740-7032605	WO-801084	7032605	WASHER, lock, ext-teeth, S, cd- or zn-pltd, $\frac{5}{8}$ in.	1	ea

(1) ILLUSTRATION NO.	(2) REFER- ENCE SYMBOLS	(3) FEDERAL STOCK NO.	(4) ORDNANCE STOCK NO.	(5) MEWS PART NO.	(6) ORDNANCE PART NO.	(7) DESCRIPTION	(8) QUANTITY INCOR- PORATED IN UNIT	(9) UNIT OF ISSUE
GROUP 03—FUEL SYSTEM—Continued								
0304.5—UNDERWATER VENT SYSTEM—Continued								
03-8	4730-737-5128	G740-7375128	WO-801081	7375128	COUPLING, transfer case air vent line (used on vehicles through serial No. 23359)	1	ea
03-8	H6	-----	H006-0260846	-----	137420	ELBOW, flared tube, inverted, 90 deg, br, $\frac{1}{16}$ tube, $\frac{1}{8}$ male pipe end (transfer case vent coupling (1) used on vehicles through serial No. 23359) (master cylinder to vent tube (1) used on vehicles through serial No. 29295) (distributor vent tube to tee (1))	3	ea
03-8	H6	H006-0325200	-----	325200	ELBOW, flared tube, inverted, stght, 90 deg, br, $\frac{3}{16}$ in. (at dash panel (1) used on vehicles through serial No. 29295), (fuel tank line and air cleaner line (1) used on vehicles through serial No. 23359)	2	ea
01-15; 03-8				WH-103-40004 WO-807711	8677538	ELBOW, pipe, automotive, street, 90 deg, extruded br or S, cd- or zn-pltd, $\frac{1}{4}$ male pipe end (vent line) (used on vehicles through serial No. 23359)	1	ea
01-16; 03-8			G758-8329637	WO-807430	8329637	ELBOW, pipe, reducing, 90 deg, S, cd- or zn-pltd, $1\frac{1}{8} \times \frac{1}{8}$ (vent valve to vacuum tube tee)	1	ea
03-6			G758-8329645	WO-806186	8329645	HOSE, flexible (air intake) (air cleaner to air intake pipe)..	1	ea
01-15; 01-16				ANB-8X3	LEVER, crankcase ventilation valve	1	ea
03-8				WO-806446	8677619	LINE, air cleaner to elbow assy (at dash) (used on vehicles through serial No. 29295) Composed of: 142431 2 NUT 44-T-5080- 10 1 TUBE 22 in. 1g)	1	ea
03-8				WO-807810	LINE, air cleaner to fuel tank elbow, assy	1	ea
					17-C-18035 -40 17-C-18035 -40 137396 44-T-5319 -55	Composed of: 5 CONDUIT (1 in. 1g) 1 CONDUIT (3 in. 1g) 2 NUT 1 TUBE (86 in. 1g)		
03-8			G758-8329638	WO-807495	8329638	LINE, bell housing tee to transfer case elbow, assy (pressure) (use on vehicles through serial No. 23359) Composed of:	1	ea

	17-C-18035-40	1 CONDUIT (6 in. 1g)
	137396	2 NUT
	44-T-5319-55	1 TUBE (23% in. 1g)
WO-806447	8677523	LINE, carburetor ventilator, assy Composed of:
	142431	2 NUT
	44-T-5080-10	1 TUBE (9 1/4 in. 1g)
WO-806419	8673356	LINE, distributor to air cleaner tube, assy Composed of:
	142431	2 NUT
	44-T-5080-10	1 TUBING (13 in. 1g)
WO-806420	8673357	LINE, distributor to vacuum line tee, assy Composed of :
	142431	2 NUT
	44-T--5080-10	1 TUBE (26 in. 1g)
WO-A12935	8677028	LINE, elbow to union, assy (at dash) (used on vehicles through serial No. 29295) Composed of:
	142431	2 NUT
	44-T-5080-10	1 TUBE (16 in. 1g)
WO-807811		LINE, fuel tank to elbow, assy (at tank) (used on vehicles through serial No. 22336) Composed of:
	17-C-18035-40	1 CONDUIT (18 in. 1g)
	17-C-18035-40	1 CONDUIT (7% in. 1g)
	137396	2 NUT
	44-T-5319-55	1 TUBE (31 in. 1g)
WO-808926		LINE, fuel tank to elbow, assy (at tank) (used on vehicles after serial No. 22336 and through serial No. 23359) Composed of :
	142431	2 NUT
	17-C-18035-40	1 CONDUIT (16% in. 1g)
	17-C-18035-40	1 CONDUIT (7% in. 1g)
	44-T-5080-10	1 TUBE (30% in. 1g)

(1) ILLUSTRATION NO.	(2) REFER- ENCE SYMBOLS	(3) FEDERAL STOCK NO.	(4) ORDNANCE STOCK NO.	(li) MFR'S PART NO.	(6) ORDNANCE PART NO.	(7) DESCRIPTION	(8) QUANTITY INCOR- PORATED IN UNIT	(9) UNIT OF ISSUE
GROUP 03—FUEL SYSTEM—Continued								
0304.5—UNDERWATER VENT SYSTEM —Continued								
03-8				WO-806428	LINE, master cylinder to union, assy (at dash) (used on vehicles through serial No. 29295) Composed of: 142431 44-T-5080- 10 2 NUT 1 TUBE (29 in. 1g)	1	ea
03-8			G758-8329640	WO-807700	8329640	LINE, vacuum pump to bell housing tee, assy (pressure) (used on vehicles through serial No. 23359) Composed of: 137396 44-T-5319- 55 2 NUT 1 TUBE (27% in. 1g)	1	ea
03-8			G758-8329606	WO-806064	8329606	LINE, vacuum pump to crankcase vent tee, assy ----- Composed of: 137398 44-T-5319- 65 2 NUT 1 TUBE (16 in. 1g)	1	ea
03-8			G758-8329639	WO-806359	8329639	LINE, vent, crankcase, assy (vent valve tee to manifold tee) Composed of: 137398 44-T-5319- 65 2 NUT 1 TUBE (23 in. 1g)	1	ea
				WO-A17445	LOOM, split, $\frac{3}{16}$ ID, 1 in. 1g (tube clip at dash (1), pressure tube at valve cover (1) (distributor vent tube to cylinder block rear (1)) (used on vehicles through serial No. 29295)	3	ea
01-15	-----	4730-492-5042	G740-7047970	WO-A17122	7047970	NIPPLE, hose, % std taper pipe thd, 1 lg (vent valve hose connection (1) crankcase vent valve (1)) (used on vehicles through serial No. 23359)	2	ea
01-16	H6	-----	H006-0229209	-----	192032	NIPPLE, pipe, std, cd- or zn-pltd, % x % (close) (crankcase vent shut-off valve to valve spring cover reducer)	1	ea
01-16	H6	4730-019-2050	H006-0229219	-----	192050	NIPPLE, pipe, S, std, cd- or zn-pltd, % x $\frac{1}{4}$ (close) (vent valve to shut-off valve)	1	ea
01-15,16	-----			ANB-3X11	-----	NUT, crankcase ventilation valve. -----	1	ea

CD

03-8	H6	014-2431	11006-0230209	142431	NUT, inverted flared tube fitting, br, $\frac{3}{16}$ in. (used on vehicles through serial No. 22336 (20) through serial No. 23359 (14), through serial No. 29295 (12), after serial No. 29295 (6))	20	ea
	116	014-2427	H006-0230208	142427	NUT, inverted, flared tube fitting, br, $\frac{3}{16}$ in. (optional w/NUT 137398)	4	ea
	116	H006-0230308	137396	NUT, inverted flared tube fitting, S, cd- or zn-pltd, $\frac{3}{16}$ in. (used on vehicles through serial No. 22336 (2), through serial No. 23359 (6))	6	ea
	H6	H006-0230311	137398	NUT, inverted, flared tube fitting, S, cd- or zn-pltd, in. (optional w/NUT 142427)	4	ea
01-15,16	Hi	11101-0119981	- - - - -	119981	PIN, cotter, split, S, pltd, $\text{its}^x \text{ja}$ (crankcase ventilation valve) (used on vehicles through serial No. 23359)	2	ea
01-15,16		2805-737-2554	G740-7372554	WO-A17842	7372554	PIN, SWIVEL, control wire (crankcase ventilation, valve) (used on vehicles through serial No. 23359)	2	ea
01-15				WO-806433	8677521	PIPE, air intake, w/BRACKET (used on vehicles through serial No. 23359)	1	ea
01-2,3,4			G758-8332084	WO-809246	8332084	PIPE, air intake, w/BRACKET and CLIP, assy (used on vehicles after serial No. 23359)	1	ea
			G758-8329634	WO-806435	8329634	PIPE, air intake, w/vent VALVE and BRACKET, assy (used on vehicles through serial No. 23359)	1	ea
01-16			G749-6246309	AC-1542836 WO-120090 WO-648452	B246309	RETAINER, valve, metering, vent, crankcase.....	1	ea
01-15,16	H1	013-2684	11101-0132684	132684	RING, ru, ID, $1\frac{5}{8}$ OD, dia thk (air intake support). SCREW, mach, rd-hd, S, ed- or zn-pltd, No. 6-32NC-2 x (crankcase ventilation valve) (used on vehicles through serial No. 23359)	1 2	ea ea
01-15,16	H1	5310-012-0391	H001-7043621	- - - - -	120391	WASHER, FLAT, plain, S, ed- or zn-pltd, $\frac{1}{16}$ ID, OD, 0.049 thk	2	ea
01-16			G749-5291787	AC-1542947 WO-120089	5291787	SPRING, metering valve, vent, crankcase.....	1	ea
	H6	H006-0235820	143483	TEE, flared tube, inverted, br, $\frac{3}{16}$ tube, $\frac{3}{8}$ male pipe side (vent tube to reducing elbow)	1	ea
	117	11007-0218040	- - - - -	44-T-5080-10	TUBING, cop, seamless, soft annealed, size $\frac{3}{16}$ in., OD 0.188 in., thickness of wall 0.035 in.		ft
	H7	H007-0881850	44-T-5319-55	TUBING, S, cold drawn, rd, $\frac{3}{16}$ OD, 0.028 wall thk.....		ft
	H7	- - - - -	11007-0881856	44-T-5319-65	TUBING, S, cold drawn, rd, $\frac{5}{16}$ OD, 0.028 wall thk		ft
03-8	H6	11006-0301110	137412	UNION, flared tube, inverted, br, $\frac{3}{4}$ in (at dash) (used on vehicles through serial No. 29295)		ea
03-8		2910-741-0836	G740-7410836	ANB-SK971 WO-804277	7410836	VALVE, control, w /PIN, assy (used on vehicles through serial No. 23359)	2	ea
03-8,9			G741-8332556	EAT-IE2322 WO-807166	8332556	VALVE, fuel tank - - - - -	1	ea
03-9	H1	5305-015-9592	H101-0159592	159592	SCREW, mach, cross-recess-pan-hd, S, cd- or zn-pltd, No. 8-32NC-2 x $\frac{1}{2}$	6	ea

(1)	(2)	(3)	(4)	(5)	(6)	(7)	(8)	(9)
ILLUSTRATION NO.	REFERENCE SYMBOLS	FEDERAL STOCK NO.	ORDNANCE STOCK NO.	MFR'S PART NO.	ORDNANCE PART NO.	DESCRIPTION	QUANTITY INCORPORATED IN UNIT	UNIT OF ISSUE
						GROUP 03—FUEL SYSTEM—Continued		
						0304.5—UNDERWATER VENT SYSTEM—Continued		
D1-16				AC-1542837 WO-120088	A291788	VALVE, metering, vent, crankcase -----	1	ea
D1-16; 03-8	-----	2940-360-7930	G740-5336400	AC-1543018 WO-A6895	5336400	VALVE, metering, vent, crankcase, assy	1	ea
01-15, 16	4820-737-2752	G742-7372752	ANB-SK950 WO-804276	7372752	VALVE, shut-off, crankcase ventilation, assy (used on vehicles through serial No. 23359) (use HOSE 8332085 after serial No. 23359, subgroup 0106.5)	2	ea
1-15, 16	-----			ANB-2X62	-----	WASHER, crankcase ventilation valve	1	ea
						0306—FUEL TANK AND LINES		
13-9			G758-8329614	WO-807331	8329614	ANTI-SQUEAK, fuel tank (1 wide x 3% lg) (M38A1)	2	ea
D3-9			G758-8329615	WO-807330	8329615	ANTI-SQUEAK, fuel tank (1 wide x 12 lg) (M38A1) - -	2	ea
D3-9	2910-737-5012	G740-7375012	WO-801561	7375012	ANTI-SQUEAK, fuel tank (1 wide x 18 ¹¹ lg) (M38A1)	2	ea
03-9			G758-8329613	WO-801562	8329613	ANTI-SQUEAK, fuel tank (1 wide x 23 ¹¹ / ₁₆ lg) (M38A1)....	1	ea
13-10				ACK-314-47 WO-809126	-----	ANTI-SQUEAK, fuel tank (1 wide x 15% lg) (M170)	4	ea
D3-10				WO-811418	-----	ANTI-SQUEAK, fuel tank (1% wide x 37 lg) (M170).....	2	ea
			G758-8329616	EAT-IE2387 WO-806663 STN-AAB1917 WO-806664	8329616	CAP, filler, fuel tank, assy (includes CHAIN and CLIP) (superseded by CAP 8333722)	1	ea
D3-9, 11			G744-8333722	EAT-CD2616 WO-905745 STN-12085A WO-905744 WO-807355	8333722	CAP, filler, fuel tank, assy (supersedes CAP 8329616) (includes CHAIN and CLIP) (use after engine serial No. 12120 and through engine serial No, 23359)	1	ea
				WO-801266	-----	CHAIN, fuel tank cap, assy (includes CLIPS) (used w/CAP 8329616 and 8333722)	1	ea
				WO-801266	-----	CHAIN, fuel tank cap, assy (includes CLIP) (riveted) (used w/CAP 8329616 and 8333722)	1	ea
				STN-CHX100	-----	CHAIN, fuel tank cap, S, zn-pltd, 2 in. lg (used w/CAP 8329616)	1	ea
				STN-CHX200	-----	CHAIN, fuel tank cap, S, zn-pltd, approx 2.31 lg (used w/CAP 8333722)	1	ea
H4	-----		H004-0327721	-----	120524	CLIP, closed, S, cd- or zn-pltd, 7/8 OD tube, hole for 1/4 bolt (fuel line to front floor riser) (M170)	1	ea
H1		012-0854	11001-5417601	-----	120854	BOLT, mach, hex-hd, S, cd- or zn-pltd, 1/4-20NC-3 x 5/8	1	ea

	H1		H101-0271172	271172	NUT, hex, w/ext-teeth lock washer, Keps type, ¼-20NC-2	1	ea	
			STN-CCX030	-----		CLIP, fuel tank cap, snap, zn-pltd (used w/CAP 8329616 and 8333722)	2	ea	
			G758-8329783	WO-648591	8329783	CLIP, push on type ⅜ in. (left intermediate reinforcement (1), front crossmember (2), front floor diagonal brace (1), front floor riser (1), right frame reinforcement (1), fuel line to frame bracket (1)) (superseded by CLIP 127753)	7	ea	
03-11					127753	CLIP, push on type, ⅜ in. (left intermediate reinforcement (1), front crossmember (2), front floor diagonal brace (1), front floor riser (1), right frame reinforcement (1), fuel line to frame bracket (1)) (supersedes CLIP 8329783)	7	ea
	H6		11006-0260846	137420	ELBOW, flared tube, inverted, 90 deg, br, tube, male pipe end (carburetor vent) (optional w/ELBOW 189954)	1	ea
03-5	H6		H006-0260807	137421	ELBOW, flared tube, inverted, 90 deg, br, ¼ tube, male pipe end (fuel pump) (vacuum section)	1	ea
03-3, 5	116		-----	11006-0260850	-----	137422	ELBOW, flared tube, inverted, 90 deg, br, ⅜ tube, male pipe end (fuel pump) (fuel section (2), vacuum section (1))	3	ea
	H6		11006-0260933	189954	ELBOW, flared tube, inverted, 90 deg, S, cd- or zn-pltd, tube, male pipe end (carburetor vent) (optional w/ELBOW 137420)	1	ea
03-4	H6	044-4038	-----	H106-0444038	-----	444038	ELBOW, pipe, automotive, street, 90 deg, extruded, br, in. (fuel pump) (vacuum section) (used on vehicles through serial No, 23359)	1	ea
03-11	116		-----	H006-0325210		ELBOW, flared tube, inverted, stght, 90 deg, br, ⅜ in. (fuel line tube to tube fitting)	1	ea
03-9	-----	5330-737-5020		G740-7375020	EAT-1237 WO-801263	7375020	GASKET, ru, fuel tank cap, 3.530 ID, 4.3125 OD, 0.125 thk	1	ea
03-9,11	-----	5325-737-5036		G740-7375036 G758-8329618	WO-673415 WO-806065	7375036 8329618	GROMMET, fuel tank filler neck ----- LINE, carburetor to fuel pump -----	1 1	ea ea
						137398 44-T-5319-65	Composed of: 2 NUT 1 TUBE (40 in lg), S		
				G758-8329778	WO-806172	8329778	LINE, flexible, fuel line to fuel pump (superseded by LINE 8331933)	1	ea
03-11				G758-8331933	WO-808363	8331933	LINE, flexible, fuel line to fuel pump (supersedes LINE 8329778)	1	
03-11				G758-8329775	WO-806141	8329775	LINE, fuel, elbow to tee, <i>assy</i> (M38A1) Composed of: 2 NUT 1 TUBE (80 in. lg), S		
						142427 44-T-5080-20			

(1) ILLUSTRATION NO.	(2) REFERENCE SYMBOLS	(3) FEDERAL STOCK NO.	(4) ORDNANCE STOCK NO.	(5) MFR'S PART NO.	(6) ORDNANCE PART NO.	(7) DESCRIPTION	(8) QUANTITY INCORPORATED IN UNIT	(9) UNIT OF ISSUE
GROUP 03—FUEL SYSTEM—Continued								
0306—FUEL TANK AND LINES—Continued								
03-12			G758-8329619	WO-810112	----- 142427 44-T-5080- 20	LINE, fuel, elbow to tee, assy (M170) ----- Composed of: 2 NUT 1 TUBE (85 in. 1g), S	1	ea
			G758-8329619	WO-806158	8329619	LINE, fuel tank to elbow, assy (M38A1) (superseded by LINE WO-808925) (used on vehicles through serial No. 22336) Composed of: 1 LOOM, (6M in. 1g) 1 LOOM, (17M in. 1g) 2 NUT 1 TUBE (32 in. 1g), S	1	ea
03-12				BY-3150-5 BY-3150-5	----- ----- 142427 44-T-5080- 20	LINE, fuel tank to elbow, assy (M170) ----- Composed of: 1 LOOM, (7% in. 1g) 2 NUT 1 TUBE (11% in. 1g), S	1	ea
03-11			G758-8329617	WO-808925	----- BY-3150-5 BY-3150-5 142427 44-T-5080- 20	LINE, fuel tank to elbow, assy (supersedes LINE 8329619) (used on vehicles after serial No. 22336) Composed of : 1 LOOM, (7 in. 1g) 1 LOOM, (19% in. 1g) 2 NUT 1 TUBE (34% in. 1g), S	1	ea
			G758-8329617	WO-806153	8329617 142427 44-T-5080- 20	LINE, fuel, tee to shut-off valve, assy (superseded by LINE WO-809403) (used on vehicles through serial No. 60406) Composed of: 2 NUT 1 TUBE (50% in. 1g), S	1	ea

an
en

03-11				WO-809403	-----	LINE, fuel, tee to shut-off valve, assy (supersedes LINE 8329617) (used on vehicles after serial No. 60406) Composed of : 142427 2 NUT 44-T-5080-20 1 TUBE (43% in. lg), S	1	ea
			G758-8329777	WO-806184	8329777	LINE, fuel, valve to fuel pump hose, assy (superseded by LINE WO-809404) (used on vehicles through serial No. 60406) Composed of: 142427 2 NUT 44-T-5080-20 1 TUBE (5% in. lg), S	1	ea
03-11				WO-809404	-----	LINE, fuel, valve to fuel pump hose, assy (supersedes LINE 8329777) (used on vehicles after serial No. 60406) Composed of: 142427 2 NUT 44-T-5080-20 1 TUBE (3% in.), S	1	ea
	H6	014-2427	H006-0230208	WO-906062 BY-3150-5	-----	LOOM, auto, asphalt finish, 5/16 ID, 1 1/4 lg (rear fuel line)... ----- LOOM, non-metallic, 7 1/4 in. lg, 0.06 approx thk ----- 142427 NUT, inverted flared tube fitting, br, in. (optional w/NUT 137398)	1 10	ea ft ea
	H6	013-7398	H006-0230311	137398	-----	NUT, inverted flared tube fitting, S, cd- or zn-pltd, 5/16 in. (optional w /NUT 142427)	10	ea
				WO-808998	-----	PLUG, filtered ventilation (used on vehicles after serial No. 23359)	1	ea
03-9	H6	012-7951	H006-0283195	-----	127951	PLUG, pipe, hex-hd, br, 1/4 in. (fuel tank drain) (optional w/PLUG WO-807134)	1	ea
				WO-807134	-----	PLUG, pipe, hex-hd, br, 1/4 in. (fuel tank drain) (optional w/PLUG 127951)	1	ea
03-11	H6	014-3932	11106-0143932	-----	143932	PLUG, pipe, sq-hd, CI, cd- or zn-pltd, % in. (used w/TEE 128275)	1	ea
03-9			G758-8330946	WO-808364	8330946	SEAL, front floor pan and fuel tank drain plug (black sponge ru) (used on vehicles after serial No. 11638)	1	ea
03-10				WO-811440	-----	SHIELD, fuel tank (M170) -----	2	ea
03-9			G758-8329781	WO-807205	8329781	STRAINER, fuel tank filter -----	1	ea
03-9,11			G758-8329782	WO-807325	8329782	STRAP, hold-down, fuel tank (M38A1) -----	1	ea
03-9,11	H1	-----	H101-9409098	-----	9409098	BOLT, MACHINE, assembled washer, hex-hd, split lock washer, header-pt, S, cd- or zn-pltd, -18UNC-2A x	2	ea
03-10				WO-811439	-----	STRAP, hold-down fuel tank, assy (M170) -----	2	ea
03-10					442828	NUT, SELF-LOCKING, HEX, "Huglock," S, cd- or zn-pltd, 3/8-24UNF-2B ilfi x 13,E	4	ea
03-10	111	5310-012-0394	11001-7043741	-----	120394	WASHER, FLAT, S, cd- or zn-pltd, ID, 5/16 OD, 0.065 thk	4	ea

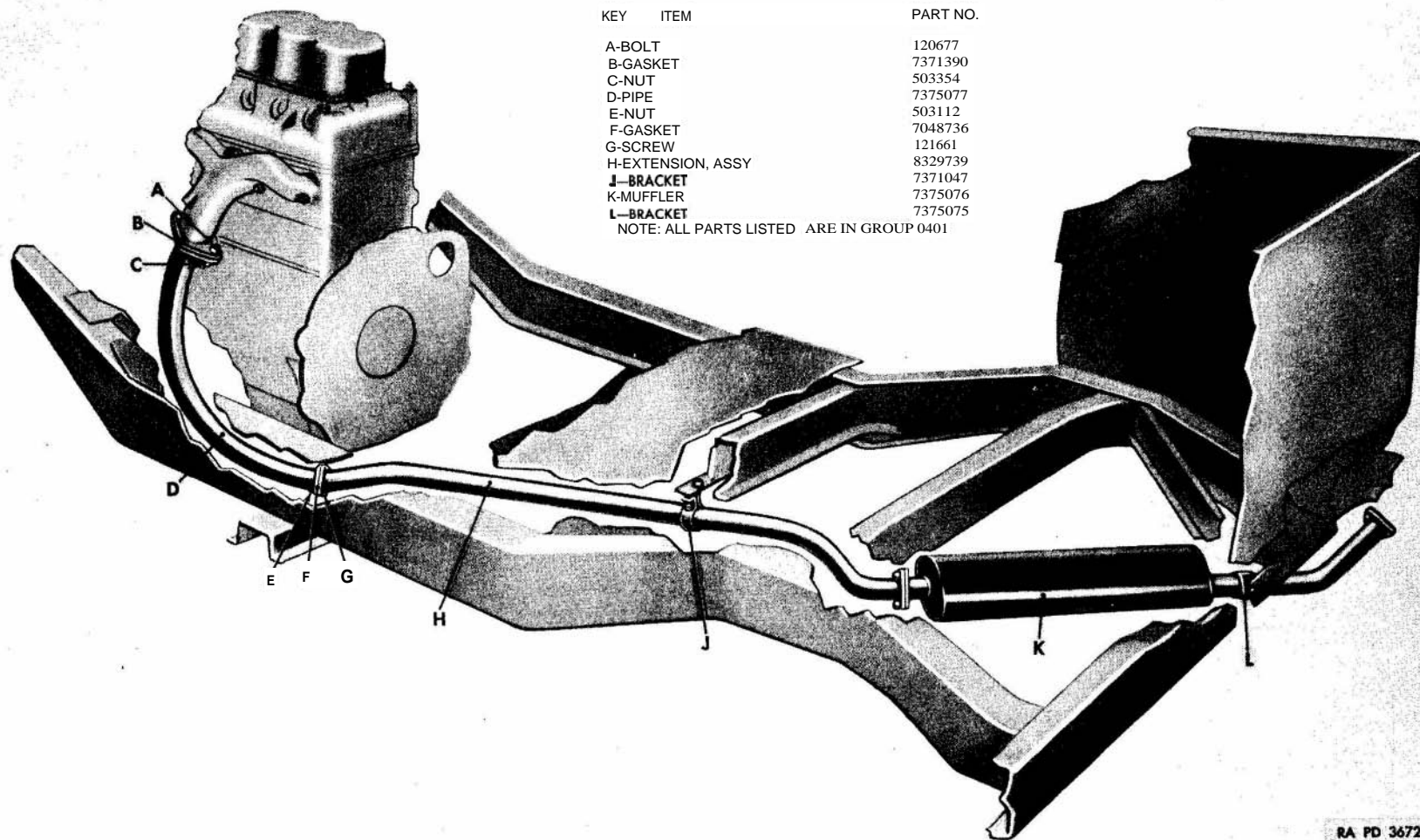
(1)	(2)	(3)	(4)	(5)	(6)	(7)	(8)	(9)
ILLUSTRATION NO.	REFERENCE SYMBOLS	FEDERAL STOCK NO.	ORDNANCE STOCK NO.	MFR'S PART NO.	ORDNANCE PART NO.	DESCRIPTION	QUANTITY INCORPORATED IN UNIT	UNIT OF ISSUE
						GROUP 03—FUEL SYSTEM—Continued		
						0306—FUEL TANK AND LINES—Continued		
03-9,11			G758-8329621	WO-805905	8329621	TANK, fuel, assy (M38A1) -----	1	ea
03-10,12	-----		G758-8333277	WO-811417	8333277	TANK, fuel, assy (M170) -----	1	ea
03-11	116	-----	H006-0235420	-----	128275	TEE, flared tube, inverted, br, 5/16" tube, 1/8" female pipe side (used w/LINE 8329617 and 8329775)	1	ea
	117	-----	11007-0881856	-----	44-T-5319-65	TUBING, S, cold drawn, rd, 1/16" OD, 0.028 wall thk	1	ft
	H7	-----	H007-0218080	-----	44-T-5080-20	TUBING, S, seamless, pltd, 1/16" OD, 0.030 thk of wall	1	ft
03-11	H6	-----	11006-7346871	-----	7346871	VALVE, plug, shutoff, , -20NF internal thread (fuel line)..	1	ea
						0309—FUEL FILTER		
03-9	-----	2910-735-1316	G740-7351316	ZP-R32-63 WO-802613	7351316	ELEMENT	1	ea
03-9	111	012-0361	G758-8328441 11001-4135661	WO-806626	8328441 120361	FILTER, assy ----- NUT, mach, screw, hex, S, cd- or zn-pltd, No. 10-24NC-2	1 1	ea ea
03-9	111	-----	H001-5148291	-----	132844	SCREW, mach, rd-hd, (slotted) S, cd- or zn-pltd, No. 10-24NC-2 x 7/8	1	ea
03-9	111	5310-012-0217	11001-7025621	-----	120217	WASHER, lock, med, S, cd- or zn-pltd, No. 10	1	ea
03-9				ACK-DK149 WO-807164		GASKET, air vent, fuel tank	1	ea
03-9	-----	5330-735-1315	G740-7351315	WO-649739	7351315	GASKET, cover plate (neoprene)	1	ea
03-9				WO-805913	8677508	PLATE, cover, w/filter BRACKET, assy	1	ea
03-11				WO-805912	8677507	PLATE, cover, w/VENT, assy	1	ea
03-9			G758-8332077	WO-808137	8332077	SCREW, int-teeth-lock washer, cross-recess-pan-hd, header-pt, S, cd- or zn-pltd, No. 8-32NC-2 x 3/8	12	ea
03-9				WO-802608	-----	PLATE, end (lower) -----	1	ea
03-9	HI	012-0361	H001-4135661....	-----	120361	NUT, mach screw, hex, S, cd- or zn-pltd, No. 10-24NC-2	1	ea
03-9	H1		H001-0455268	-----	455268	SCREW, mach, rd-hd, S, cd- or zn-pltd, No. 10-24NC-2A x4	1	ea
03-9	H1	5310-012-0217	11001-7025621 -	-----	120217	WASHER, lock, med, S, cd- or zn-pltd, No. 10	1	ea
03-9				WO-806627	8677525	PLATE, end, upper, w/TUBE and NUT, assy -----	1	ea

**0312—ACCELERATOR, HAND THROTTLE, AND
CHOKE CONTROL**

03-7			G758-8329759	WO-805728	8329759	BLOCK, adjusting, throttle rod -----	1	ea
03-7	H1	012-0367	H001-4167521	120367	NUT, hex, it, s-fin, S, cd- or zn-pltd, $\frac{1}{4}$ -28NF-2 -----	2	ea
	H1	H001-4417121	-----	112726	PIN, cotter, split, S, cd- or zn-pltd, x (superseded by PIN 121223)	1	ea
03-7	H1	11001-4417141	-----	121223	PIN, cotter, split, S, pltd, x (supersedes PIN 112726)	1	ea
03-7	H1	5310-012-0393	H001-7043711	-----	120393	WASHER, FLAT, S, cd- or zn-pltd, % ID, $\frac{1}{16}$ OD, 0.065 thk	1	ea
03-7			G758-8329768	WO-805479	8329768	BRACKET, bellerank -----	1	ea
			G758-8329767	WO-805478	8329767	BRACKET, bellerank , w/LEVER and SPRING, assy	1	ea
				WO-806335	-----	CONDUIT, choke control, w/GUIDE, assy	1	ea
				WO-806338	-----	CONDUIT, throttle control, w/GUIDE, assy -----	1	ea
03-7,18-6		G758-8329760	WO-806333	8329760	CONTROL, choke, assy -----	1	ea
03-7	H1	-----	11101-0271193	-----	271193	NUT, hex, It, ext-teeth lock washer, S, cd- or zn-pltd, $\frac{3}{8}$-24NF-2B	1	ea
03-7,18-6	-----		G758-8329761	WO-806337	8329761	CONTROL, throttle, assy -----	1	ea
03-7	H1	-----	H101-0271193	-----	271193	NUT, hex, It, ext-teeth lock washer, S, cd- or zn-pltd, $\frac{3}{8}$-24NF-2B	1	ea
		5325-737-5129	G740-7375129	WO-800804	7375129	GROMMET, ru, split, $\frac{3}{16}$ in (in dash) (choke control cable (1), throttle control cable (1)) (supersedes GROMMET 120013)	2	ea
		3250-737-5064	G740-7375064	WO-800803	7375064	GROMMET, ru, split, ID, $\frac{1}{32}$ x $\frac{1}{16}$ groove dia (in dash for choke, throttle and dual controls) (superseded by GROMMET 120013)	1	ea
	H2	-----	H102-0120013	-----	120013	GROMMET, split, ru, ID, $\frac{3}{4}$ x $\frac{1}{16}$ groove dia (super- sedes GROMMET 7375064) (superseded by GROM- MET 7375129)	1	ea
03-7	5340-737-5114	G740-7375114	WO-650482	7375114	HINGE, accelerator pedal	1	ea
				WO-806334	-----	KNOB, choke control, w/PLUNGER and WIRE, assy	1	ea
				WO-806339	-----	KNOB, throttle control, w/PLUNGER and WIRE, assy	1	ea
			G758-8329766	WO-806953	8329766	LEVER, accelerator bell crank w/BUSHING (lower) (used on vehicles through serial No. 11097)	1	ea
03-7			G758-8330947	WO-808333	8330947	LEVER, accelerator bell crank, w/BUSHING (lower) (used on vehicles after serial No. 11097)	1	ea
03-7	H1	-----	11001-4417141	-----	121223	PIN, cotter, split, S, pltd, x	1	ea
03-7	111	5310-012-0393	11001-7043711	-----	120393	WASHER, flat, S, cd- or zn-pltd, $\frac{1}{32}$ ID, % OD, 0.065 thk	2	ea
03-7			G758-8329769	WO-805480	8329769	LEVER, accelerator bellcrank, w/SHAFT (upper)	1	ea
03-7	111	-----	H001-4417141	-----	121223	PIN, cotter, split, S, pltd, $\frac{1}{16}$ x	2	ea
		5310-732-4835	G503-7324835	WO-51662	7324835	WASHER, FLAT, S, No. 8 (superseded by WASHER 502243)	1	ea
03-7	H1	-----	H101-0502243	-----	502243	WASHER, FLAT, S, cd- or zn-pltd, $\frac{7}{4}$ ID, OD, 0.035 thk (supersedes WASHER 7324835)	1	ea
	H1	5310-012-0392	11001-7043681	-----	120392	WASHER, FLAT, S, cd- or zn-pltd, $\frac{1}{32}$ ID, $\frac{3}{8}$ OD, 0.065 thk	1	ea

(1) ILLUSTRATION NO.	(2) REFERENCE SYMBOLS	(3) FEDERAL STOCK NO.	(4) ORDNANCE STOCK NO.	(5) MFR'S PART NO.	(8) ORDNANCE PART NO.	(7) DESCRIPTION	(8) QUANTITY INCORPORATED IN UNIT	(9) UNIT OF ISSUE
GROUP 03—FUEL SYSTEM—Continued								
0312—ACCELERATOR HAND THROTTLE, AND CHOKE CONTROL—Continued								
03-7,18-6		G758-8333364	WO-810592 WO-805545	8333364 8677501	PEDAL, accelerator (supersedes PEDAL 8677501) - - - - PEDAL, w/HINGE and LINK, assy (superseded by PEDAL 8333364)	1 1	ea ea
03-7	H1	015-5937	H101-0155937	-----	155937	BOLT, MACHINE, cross-recess-fl-hd, S, cd- or zn-pltd, No. 10-24NC-2 x	2	ea
03-7	H1	H101-0271166	271166	NUT, hex, ext-teeth lock washer, S, cd- or zn-pltd, No. 10-24NC-2A	2	ea
			G758-8329762	WO-805546	8329762	PEDAL, accelerator, w/LINK, assy (part of PEDAL 8677501) (superseded by PEDAL 8333364)	1	ea
03-7	H1	H001-4417141	121223	PIN, cotter, split, S, pltd, $\frac{1}{16} \times \frac{3}{4}$	1	ea
03-7	5315-737-5112	G740-7375112	WO-650484 WO-803357	7375112	PIN, hinge, $2 \frac{1}{64} \times \frac{1}{2}$ dia..... PLATE, retracting spring clip.....	1 1	ea ea
03-7	-----	2540-737-5392	G740-7375392	WO-800783	7375392	REST, foot, accelerator (superseded by BOLT 425899 listed in subgroup 1805) (used on vehicles through serial No. 34021)	1	ea
03-7	H1	012-4920	H001-4185561		124920	NUT, jam, hex, lt, s-fin, S, cd- or zn-pltd, $\frac{1}{16}$ -24NF-2.	1	ea
03-7		G758-8329765	WO-806952	8329765	ROD, accelerator (bellcrank link).....	1	ea
03-7	H1		H001-4417141	-----	121223	PIN, cotter, split, S, pltd, $\frac{1}{16} \times \frac{3}{4}$	1	ea
		5310-732-4835	G503-7324835	WO-51662	7324835	WASHER, FLAT, S, No. 8 (superseded by WASHER 502243)	1	ea
03-7	H1	H101-0502243	502243	WASHER, FLAT, S, cd- or zn-pltd, $\frac{7}{8}$ ID, $\frac{3}{8}$ OD, 0.035 thk (supersedes WASHER 7324835)	1	ea
				WO-805547	8680895	ROD, connector, accelerator, assy (includes DISC and SOCKET) (superseded by ROD 8333365)	1	ea
03-7				WO-805548	8677502	ROD, connector, accelerator.....	1	ea
03-7			G758-8333365	WO-810557	8333365	ROD, connector, accelerator, assy (supersedes ROD 8680895)	1	ea
					8329759	Composed of: 1 BLOCK		
					120367	1 NUT		
					8677502	1 ROD		
03-7			G758-8329763	WO-807176	8329763	ROD, throttle (accelerator bellcrank to carburetor)	1	ea
03-7	H1	H001-4417141	121223	PIN, cotter, split, S, pltd, $\frac{1}{16} \times \frac{3}{4}$	2	ea
			G503-7324835	WO-51662	7324835	WASHER, FLAT, S, No. 8 (used on vehicles through serial No. 42774) (superseded by WASHER 502243)	2	ea
03-7	H1	H101-0502243	502243	WASHER, FLAT, S, cd- or zn-pltd, $\frac{1}{16}$ ID, $\frac{3}{8}$ OD, 0.035 thk (supersedes WASHER 7324835)	2	ea

D3-7	2510-736-1994	G503-7361994	WO-646073	7361994	SEAL, floor, accelerator pedal rod	1	ea
)3-7			G758-8329770	WO-805483	8329770	SPRING, accelerator bellcrank lever, upper (4.0 lb compression)	1	ea
		5340-737-1454	G503-7371454	WO-650483	7371454	SPRING, accelerator pedal hinge (used on vehicles through serial No. 76674)	1	ea
			G758-8329764	WO-806950	8329764	SPRING, retracting, accelerator pedal (superseded by SPRING 8330948)	1	ea
03-7			G758-8330948	WO-803358	8330948	SPRING, retracting, accelerator pedal (supersedes SPRING 8329764)	1	ea
	H1	012-2159	G503-7371193	WO-372438	7371193	STOP, throttle wire	1	ea
			H001-5147511	122159	SCREW, mach, rd-hd, S, al- or zn-pltd , No. 8 (0.164)-32NC-2 x $\frac{1}{4}$	1	ea
03-7	2540-737-1194	G503-7371194	WO-A8834	7371194	STOP, throttle wire, w/SCREW, assy	1	ea

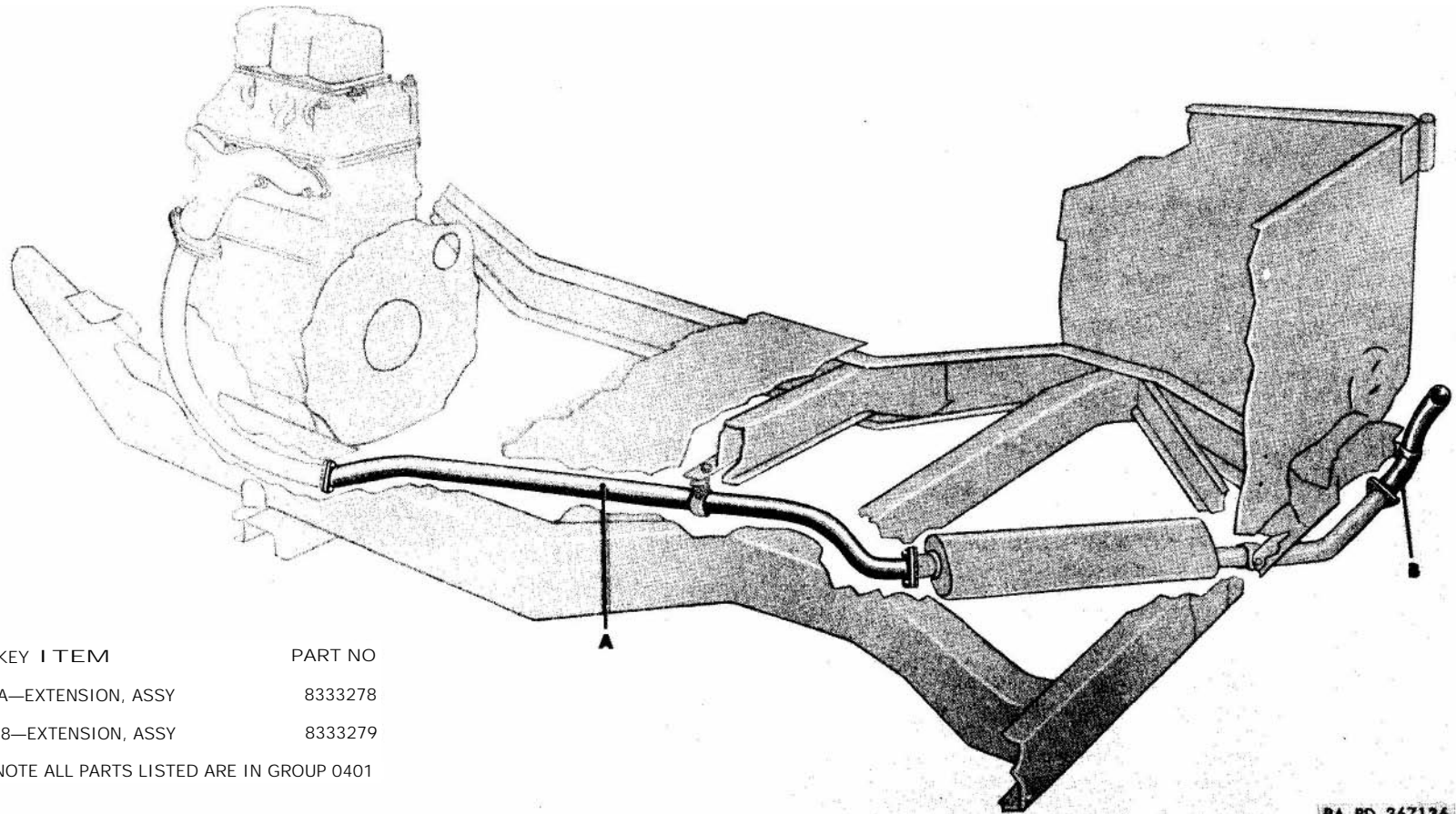


KEY	ITEM	PART NO.
A	BOLT	120677
B	GASKET	7371390
C	NUT	503354
D	PIPE	7375077
E	NUT	503112
F	GASKET	7048736
G	SCREW	121661
H	EXTENSION, ASSY	8329739
J	BRACKET	7371047
K	MUFFLER	7375076
L	BRACKET	7375075

NOTE: ALL PARTS LISTED ARE IN GROUP 0401

RA PD 367212

Figure 04-1. Exhaust system



KEY I T E M	PART NO
A—EXTENSION, ASSY	8333278
8—EXTENSION, ASSY	8333279

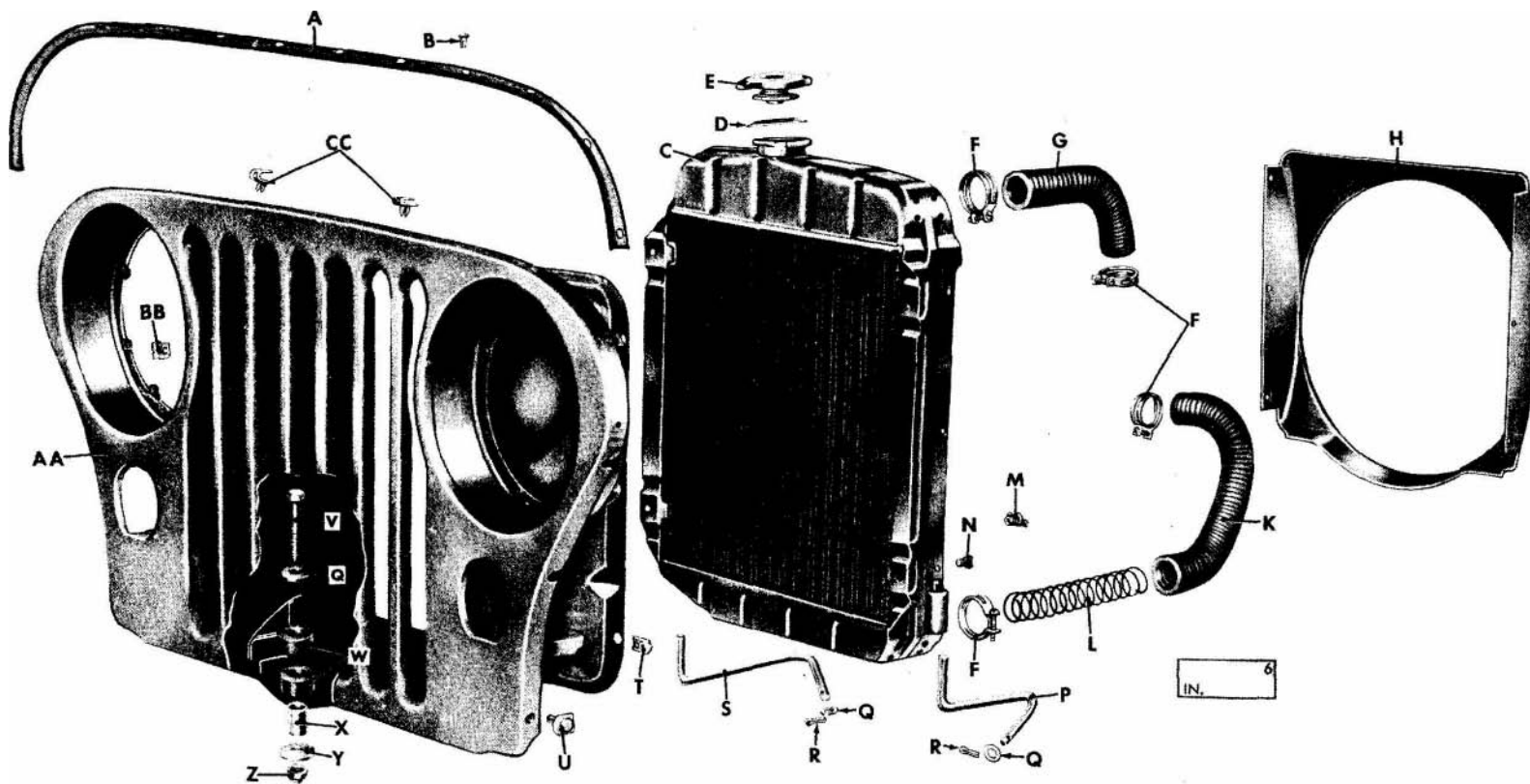
NOTE ALL PARTS LISTED ARE IN GROUP 0401

RA PD 367136

Figure 04-2. Exhaust system (M170)

(1)	(2)	(3)	(4)	(5)	(8)	(7)	(8)	(9)
ILLUSTRATION NO.	REFERENCE SYMBOLS	FEDERAL STOCK NO.	ORDNANCE STOCK NO.	MFR'S PART NO.	ORDNANCE PART NO.	DESCRIPTION	QUANTITY INCORPORATED IN UNIT	UNIT OF ISSUE
GROUP 04-EXHAUST SYSTEM								
0401—MUFFLER AND EXHAUST PIPE								
04-1	2990-737-1047	G503-7371047	WO-A15498	7371047	BRACKET, mounting, exhaust pipe extension	1	ea
04-1	H1	050-3112	H101-0503112	-----	503112	NUT, PLAIN, hex, lt, thk, s-fin, S, seize-proof-ctd-thd $\frac{5}{16}$ -24NF-2	2	ea
04-1	H1	012-1661	H001-5419781	-----	123473	SCREW, cap, hex-hd, S, cd- or zn-pltd, $\frac{1}{4}$ -24NF-3 x $\frac{5}{8}$	1	ea
	H1	012-0393	H001-5419861	-----	121661	SCREW, cap, hex-hd, S, cd- or zn-pltd, $\frac{5}{16}$ -24NF-3 x 1	1	ea
	H1		H001-7043711	120393	WASHER, FLAT, S, cd- or zn-pltd, $\frac{1}{4}$ ID, $\frac{1}{4}$ OD, 0.065 thk	1	ea
04-1		2990-737-5075	G740-7375075	WO-800799	7375075	BRACKET, muffler support clamp	1	ea
04-1	H1	050-3112	H1101-0503112	503112	NUT, PLAIN, hex, lt, s-fin, S, seize-proof-ctd-thd, $\frac{5}{16}$ -24NF-2 (M38A1)	1	ea
	H1	050-3348	H001-0725260	503348	NUT, SELF-LOCKING, HEXAGON, br, $\frac{1}{4}$ -24NF-3 (Huglock) (M170)	1	ea
	H1	012-3774	H1001-5419901	-----	123774	SCREW, cap, hex-hd, S, cd- or zn-pltd, $\frac{5}{16}$ -24NF-3 x 1% (M38A1)	1	ea
	H1	012-1661	H1001-5419861	-----	121661	SCREW, cap, hex-hd, S, cd- or zn-pltd, $\frac{1}{4}$ -24NF-3 x 1 (M170)	1	ea
04-1		-----	G758-8329739	WO-808980	EXTENSION, exhaust pipe (M170)	1	ea
				WO-805779	8329739	EXTENSION, exhaust pipe, w BRACKET, assy (M38A1)	1	ea
04-1	H1	050-3112	H101-0503112	503112	NUT, PLAIN, hex, lt, thk, s-fin, S, seize-proof-ctd-thd, $\frac{5}{16}$ -24NF-2	6	ea
04-1	H1	012-1661	H001-5419861	121661	SCREW, cap, hex-hd, S, cd or zn-pltd, $\frac{1}{4}$ -24NF-3 x 1	6	ea
04-2			G758-8333278	WO-808981	8333278	EXTENSION, exhaust pipe, w BRACKET, assy (M170)	1	ea
04-2			G758-8333279	WO-811293	8333279	EXTENSION, tail pipe, assy (M170)	1	ea
	H1	050-3112	H101-0503112	503112	NUT, PLAIN, hex, lt, thk, s-fin, S, seize-proof-ctd-thd, $\frac{1}{4}$ -24NF-2	3	ea
	H1	012-1661	H001-5419861	-----	121661	SCREW, cap, hex-hd, S, cd- or zn-pltd, $\frac{1}{4}$ -24NF-3 x 1 (tail pipe extension to muffler flange)	3	ea
04-1	-----	2990-360-7970	G503-7371390	WO-634814	7371390	GASKET, exhaust pipe flange (manifold end)	1	ea
04-1	-----	2990-492-5480	G740-7048736	WO-A7967	7048736	GASKET (exhaust pipe to extension (1'), extension to muffler flange (1'))	2	ea
04-1	-----	2990-737-5076	G740-7375076	MAR-2539	7375076	MUFFLER, exhaust (includes CLAMP and FLANGES)	1	ea
				WO-649865				
04-1	2990-737-5077	G740-7375077	WO-649869	7375077	PIPE, exhaust (includes FLANGES)		ea
04-1	H1	012-0677	H001-5421341		120677	BOLT, cap, hex-hd, S, cd- or zn-pltd, $\frac{3}{8}$ -24NF-3 x 1	1	ea
04-1	H1	050-3354	H001-0725270		503354	NUT, SELF-LOCKING HEXAGON, safety, br, $\frac{1}{4}$ - 24NF-3, critical installation)	2	ea

			WO-811540	----- I PIPE, tail, w/FLANGE, assy (M170)	1	ea
			WO-811292	----- STUD, exhaust pipe mounting (listed in subgroup 0108)		
				----- SUPPORT, angle clamp (M170)	1	ea



RA PD 367271

Figure 05-1. Radiator and guard—exploded view

<i>Key</i>	<i>Item</i>	<i>Part No.</i>	<i>Group</i>
A	—LINER -----	WO-680420	2101
B	—RIVET -----	113454	2101
C	—RADIATOR, ASSY	8328490	0501
D	—GASKET -----	WO-810058	0501
E	—CAP -----	7375030	0501
F	—CLAMP -----	502917	0503
G	—HOSE -----	8328457	0503
H	—SHROUD	8332473	0502
J	—SCREW	161857	0502
K	—HOSE -----	8677625	0503
L	—REINFORCEMENT	8673965	0503
M	—COCK -----	103647	0501
N	—BOLT	7369880	0501
P	—ROD -----	WO-809120	0501
Q	—WASHER -----	120395	10501
			2101
R	—PIN	121222	0501
S	—ROD	WO-809119	0501
T	—CLIP -----	8328493	0501
U	—SCREW w/LOCK		
	WASHER -----	7372886	2101
V	—SCREW	124139	2101
W	—WASHER	WO 683576	2101
X	—SPACER -----	WO-683574	2101
Y	—WASHER	WO-683575	2101
Z	—NUT	442830	2101
AA	—GUARD, ASSY	WO-684570	2101
BB	—CLIP	7343086	0613.1
CC	—FASTENER	145411	0609.1

Figure 05-1. Radiator and guard--exploded view—legend

KEY	ITEM	PART NO.	GROUP
A-	PULLEY	7372816	0505
B--	BEARING, W./SHAFT	7372814	0504
C--	SPRING	7371385	0504
D-	BODY	7372807	0501
E--	PLUG	143935	0504
F--	NIPPLE	7372808	0503
G-	WASHER	7362105	0504
H--	SEAL, ASSY	7372809	0504
J-	IMPELLER	7371383	0504
K--	GASKET	7411250	0504

NOTE: ITEM "K" IS NOT PART OF ASSY 7372806

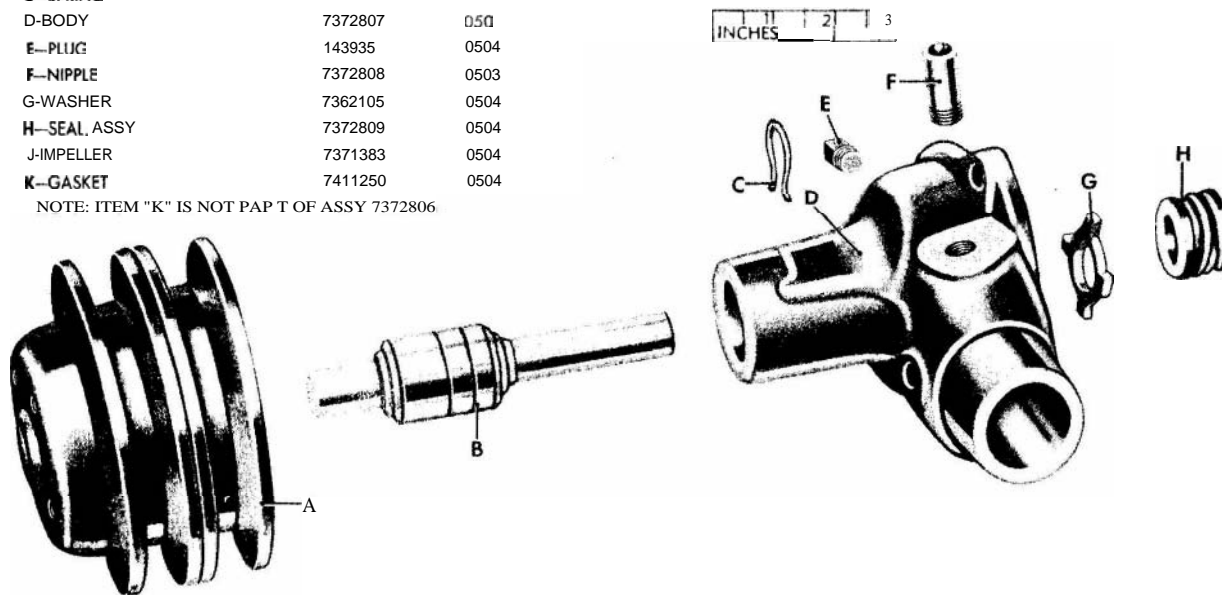


Figure 05-2. Water pump, assy (7372806)—exploded view

(1)	(2)	(3)	(4)	(5)	(6)	(7)	(8)	(9)
ILLUSTRATION NO.	REFERENCE SYMBOLS	FEDERAL STOCK NO.	ORDNANCE STOCK NO.	MFR'S PART NO.	ORDNANCE PART NO.	DESCRIPTION	QUANTITY INCORPORATED IN UNIT	UNIT OF ISSUE
GROUP 05-COOLING SYSTEM								
0501 - RADIATOR								
05-1	-----	2930-737-5030	G740-7375030	EAT-IE2249 WO-801728	7375030	CAP, filler neck (pressure type) -----	1	ea
05-1	112	-----	H002-8328493	-----	8328493	CLIP, spring, "J" type, thk (for $\frac{1}{16}$ -10 x $\frac{5}{8}$ acme bolt) (radiator to guard)	4	ea
05-1	H6	5330-358-6019	11106-0103647 G501-5262210	----- DGM-DG48 WO-AI216	103647 5262210	COCK, drain, tee-hdle, br, $\frac{1}{4}$ male pipe end (type C) GASKET, fbr, 1.687 ID, 2.126 OD, 0.062 thk (filler neck cap) (superseded by GASKET WO-810058)	1 1	ea ea
05-1				WO-810058	-----	GASKET, ru, 1.687 ID, 2.126 OD, 0.066 thk (filler neck cap) (supersedes GASKET 5262210)	1	ea
05-1		2930-371-310 ²	G758-8328490	WO-805825	8328490	RADIATOR, assy (includes NECK) -----	1	ea
05-1	5305-275-1660	G740-7369880	WO-648438	7369880	BOLT, ASSEMBLED WASHER, hex-hd, $\frac{5}{16}$ -10 x $\frac{5}{8}$ (Acme bolt) (radiator to guard)	4	ea
			G758-8328492	WO-805823	8328492	ROD, support, left (to engine) (superseded by ROD WO-809119)	1	ea
05-1				WO-809119	ROD, support, left (to engine) (supersedes ROD 8328492)..	1	ea
			G758-8328491	WO-805824	8328491	ROD, support, right (to engine) (superseded by ROD WO-809120)	1	ea
05-1				WO-809120	-----	ROD, support, right (to engine) (supersedes ROD 8328491)..	1	ea
05-1	111	012-1222	11101-0121222	-----	121222	PIN, cotter, split, S, cd- or zn-pltd, $\frac{1}{2}$ x $\frac{3}{4}$ -----	2	ea
05-1	H1	5310-012-0395	11001-7043771	120395	WASHER, FLAT, S, cd- or zn-pltd, ID, $\frac{1}{16}$ OD, 0.065 thk	2	ea
				WO-684915	-----	ROD, tie, left (dash to air deflector) (used on vehicles after serial No. 60406)	1	ea
				WO-684577	-----	ROD, tie, right (dash to air deflector) (used on vehicles after serial No. 60406)	1	ea
	H1	-----	H101-0271193	-----	271193	NUT, assembled washer, hex, ext-teeth lock washer, S, cd- or zn-pltd, $\frac{3}{8}$ -24NF (tie rods to deflector)	4	ea
	H1	012-0368	11001-4167561	-----	120368	NUT, PLAIN, hex, lt, s-fin, S, cd- or zn-pltd, $\frac{1}{16}$ -24NF-2 (tie rods to dash)	2	ea
				WO-808319	-----	SCREW, lock washer, hex-hd, S, cd- or zn-pltd, $\frac{1}{16}$ -24NF x (radiator tie rods to dash)	2	ea
	H1	5310-012-0394	H001-7043741	-----	120394	WASHER, flat, S, cd- or zn-pltd, ID, $\frac{1}{16}$ OD, 0.065 thk (tie rods to deflector)	4	ea
0502 - RADIATOR AIR DEFLECTORS AND SHROUD								
				WO-683310	-----	BRACKET, tie rod, air deflector and radiator guard (used on vehicles after serial No. 60406)	1	ea

(1)	(2)	(3)	(4)	(5)	(6)	(7)	(8)	(9)
ILLUSTRATION NO.	REFERENCE SYMBOLS	FEDERAL STOCK NO.	ORDNANCE STOCK NO.	MFR'S PART NO.	ORDNANCE PART NO.	DESCRIPTION	QUANTITY INCORPORATED IN UNIT	UNIT OF ISSUE
						GROUP 05—COOLING SYSTEM—Continued		
						0502—RADIATOR AIR DEFLECTORS AND SHROUD—Continued		
				WO-680253	8677605	DEFLECTOR, air, radiator (welded) (used on vehicles through serial No. 60406)	1	ea
				WO-685403	-----	DEFLECTOR, air, radiator, upper (welded) (used on vehicles after serial No. 60406)	1	ea
				WO-685404	-----	DEFLECTOR, air, radiator, lower (welded) (used on vehicles after serial No. 60406)	1	ea
				WO-685405	-----	DEFLECTOR, side, air, radiator, left (welded) (used on vehicles after serial No. 60406)	1	ea
				WO-685406	-----	DEFLECTOR, side, air, radiator, right (welded) (used on vehicles after serial No. 60406)	1	ea
				WO-684538	PLATE, support and reinforcing, air deflector (used on vehicles after serial No. 60406)	1	ea
05-1			G758-8332473	WO-806322	8332473	SHROUD, radiator -----	1	ea
05-1	H1	5305-016-1857	H101-0161857	-----	161857	SCREW, tapping, thread forming, cross-recess-pan-hd, gimlet-pt, sh-met-thd, S, cd- or zn-pltd, No. 8 (0.165) x $\frac{3}{8}$	6	ea
						0503—WATER HOSES AND THERMOSTAT		
			G758-8328455	WO-807710	8328455	CLAMP, hose, S, cd- or zn-pltd, 1.906 in (radiator) (superseded by CLAMP 502917)	4	ea
05-1	H6	H006-0502917	-----	-----	502917	CLAMP, hose, S, cd- or zn-pltd, 1 in. (supersedes CLAMP 8328455)	4	ea
	H6	H006-0211120	-----	-----	500653	CLAMP, hose, S, rustproof, $\frac{1}{4}$ in. (water by-pass, pump cylinder head hose) (used on engines through serial No. 11889)	2	ea
	116	H006-0211612	-----	-----	500658	CLAMP, hose, S, zn-pltd, $\frac{3}{16}$ in. (water by-pass pump to cylinder head hose) (used on engines after serial No. 11889 and through serial No. 95344)	2	ea
	116	H006-8330945	-----	-----	8330945	CLAMP, hose, $\frac{3}{16}$ in. (used on engines after serial No. 95344)	2	ea
			G758-8328456	WO-648852	8328456	GASKET, thermostat housing -----	1	ea
01-1	-----	4720-769-7588	G740-7697588	WO-801047	7697588	HOSE, ru, $\frac{1}{2}$ ID, 4% in. (water by-pass, pump to cylinder head)	1	ea
			G758-8328458	WO-805822	8328458	HOSE, w/REINFORCEMENT, assy (radiator water outlet to water pump) (lower)	1	ea
05-1			G758-8328457	WO-805820	8328457	HOSE, water (upper)	1	ea

05-1				WO-805821	8677625	HOSE, ru, 1½ ID x 13% dev-lg (water outlet, lower) (moulded)	1	ea
	H1	-----	G758-8332060	WO-800293	8332060	HOUSING, thermostat -----	1	ea
			11101-9409098	-----	9409098	BOLT, MACHINE, assembled washer, hex-hd, split lock washer, header-pt, S, cd- or zn-pltd, 5/16-18UNC-2A x 7/8	3	ea
01-5; 05-2	-----	4730-737-280	740-7372808	WO-649720	7372808	NIPPLE, hose, ¼-18NF pipe the x 1% (cylinder head (1); water pump (1))	2	ea
05-1				WO-645905	8673965	REINFORCEMENT, hose (spring type) -----	1	ea
			G716-8329966	WO-646232	8329966	THERMOSTAT, water temperature (optional w/THERMOSTAT 7348571) (superseded by THERMOSTAT WO-812050)	1	ea
		2930-734-8571	G740-7348571	SDH-SA752-8 WO-646812	7348571	THERMOSTAT, water temperature (optional w/THERMOSTAT 8329966) (superseded by THERMOSTAT WO-812050)	1	ea
01-3				WO-812050		THERMOSTAT, water temperature (supersedes THERMOSTAT 7348571 and 8329966)	1	ea
0504-WATER PUMP								
05-2	H12		11012-7372814	7372814	BEARING, w /SHAFT, assy	1	ea
05-2	-----	2930-737-2807	G740-7372807	WO-800885	7372807	BODY -----	1	ea
05-2	-----	2930-354-3772	G716-7411250	WO-637053	7411250	GASKET, pump to cylinder block -----	1	ea
05-2	-----	2930-737-1383	G503-7371383	WO-639993	7371383	IMPELLER -----	1	ea
05-2	H6	014-3935	H006-0283570	143935	PLUG, PIPE, sq-hd, CI, cd- or zn-pltd, ½ in. (optional w/PLUG 143981)	1	ea
	H6	014-3981	H106-0143981	-----	143981	PLUG, PIPE, sq-hd, S, cd- or zn-pltd, in. (optional w/PLUG 143935)	1	ea
01-3	-----	2930-737-2806	G740-7372806	WO-800002	7372806	PUMP, water, assy -----	1	ea
	H1		H101-9409098	9409098	BOLT, MACHINE, assembled washer, hex-hd, split lock washer, header-pt, S, cd- or zn-pltd, 5/8-18UNC-2A x 7/8	3	ea
	H1		11101-0455145		455145	SCREW, mach, lock washer, hex-hd, S, cd- or zn-pltd, 5/16-18NC-2 x 2	1	ea
05-2	-----	2930-737-2809	G740-7372809	WO-801048	7372809	SEAL, w/SPRING, assy (optional w/SEAL 7372810)	1	ea
		2930-737-2810	G740-7372810	WO-801049	7372810	SEAL, w/SPRING, assy (optional w/SEAL 7372809)	1	ea
05-2	5330-360-8066	G503-7371385	WO-636298	7371385	SPRING, retaining, bearing -----	1	ea
05-2	-----	2930-360-8060	G503-7362105	CPH-BW5-625 WO-640034	7362105	WASHER, special, 4-ext-teeth, S, ID, 1% OD, 1/8 in. thk (seal)	1	ea
0505-FAN BELTS AND PULLEY								
01-1			G740-7697614	DAY-S5203 WO-801699	7697614	BELT, drive, fan and generator (optional w/BELT FDP-NDD153)	2	ea
				FDP-NDD153 WO-806764	BELT, drive, fan and generator (optional w/BELT 7697614)	2	ea
01-1, 3			G740-7375021	SZ-123770 WO-802187	7375021	BLADE, fan engine, assy	1	ea
	H1	-----	11101-9409107	9409107	BOLT, MACHINE, assembled washer, hex-hd, split lock washer, S, cd- or zn-pltd, ¼-20UNC-2A x	4	ea
05-2	3020-737-2816	G740-7372816	WO-649721	7372816	PULLEY, driven, fan and water pump (twin groove)	1	ea

KEY ITEM	PART NO.	KEY ITEM	PART NO.	KEY ITEM	PART NO.
A-PIN	121224	O-WASHER	7374859	EE-ENC BRACKET	7374749
B-NUT	125043	R-RETAINER	7374860	FF-BOLT	132119
C-WASHER	120384	S-PLUG	500718	GG-SCREW	132138
O-KEY	124545	T- END BRACKET	7374748	HH-SCREW	132110
E-PULL EY	7375071	U-PAC KING	7412437	JJ-ENC BRACKET	7374886
F-RETAINER	7374855	V-FRAME, ASSY	7374851	KK- BEARING	712128
G-PACKING	7375328	W-GASKET	7716562	LL-SCREW	132128
H-PACKING	501234	X-SCREW	131966	MM-SLINGER	7374746
I-SPACER	7374856	Y-ELBOW	7716690	NN -PIN	7374861
K-SEAL	7374863	Z-RECEPTACLE	7388319	PP-PACKING	7375329
L-GEAR	7412438	AA-SCREW	131970	OO-PLUG	7374854
M-WASHER	7374857	BB-ARMATURE, ASSY	7374853	RR-SCREW	131958
N-BEARING	712125	CC-BRUSH SET	7374852		
P-RETAINER	7374858	DD-SCREW	8332226		
				NOTE: ALL THE ABOVE PARTS ARE IN GROUP 0601.1	

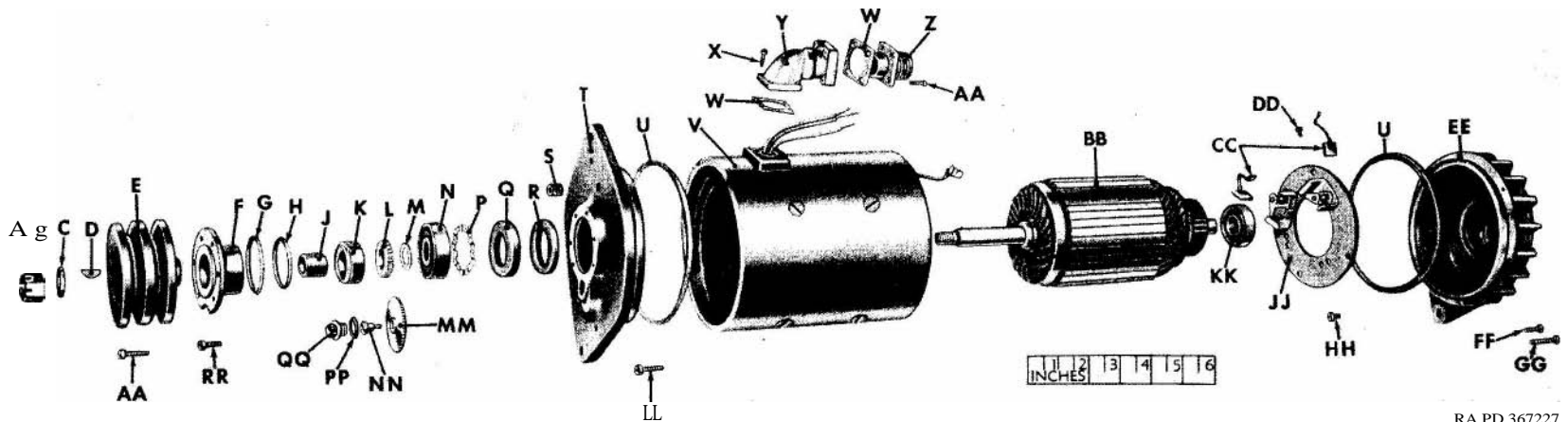


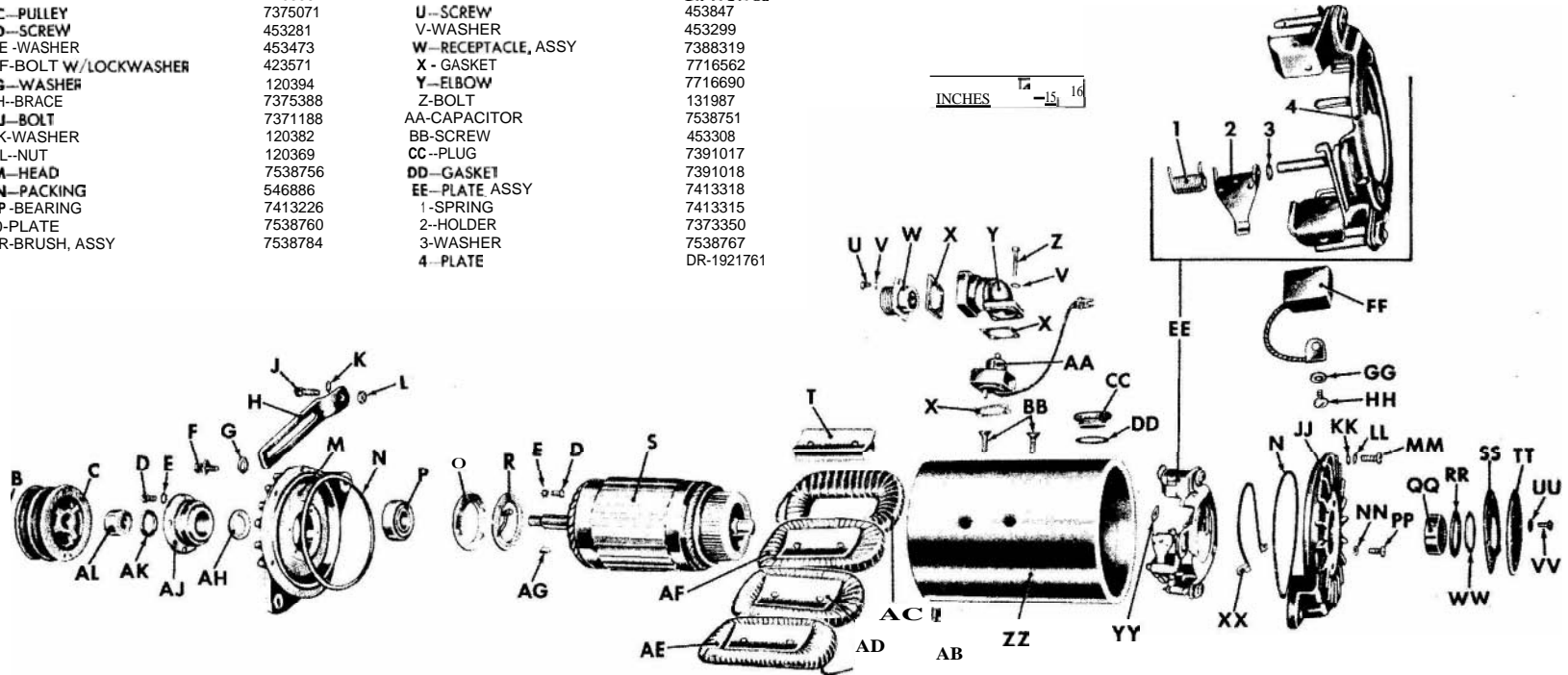
Figure 06-1. Generator, assy (8673350) Auto-Lite, 24-volt—exploded view

KEY ITEM	PART NO.
A--NUT	453327
B- WASHER	120396
C--PULLEY	7375071
D--SCREW	453281
E -WASHER	453473
F-BOLT W/LOCKWASHER	423571
G--WASHER	120394
H-BRACE	7375388
J--BOLT	7371188
K-WASHER	120382
L--NUT	120369
M--HEAD	7538756
N--PACKING	546886
P-BEARING	7413226
O-PLATE	7538760
R-BRUSH, ASSY	7538784

KEY ITEM	PART NO.
S-ARMATURE	7413317
T--SHOE	DR-1921755
U--SCREW	453847
V-WASHER	453299
W--RECEPTACLE, ASSY	7388319
X - GASKET	7716562
Y--ELBOW	7716690
Z-BOLT	131987
AA-CAPACITOR	7538751
BB-SCREW	453308
CC--PLUG	7391017
DD--GASKET	7391018
EE--PLATE ASSY	7413318
1-SPRING	7413315
2--HOLDER	7373350
3-WASHER	7538767
4--PLATE	DR-1921761

NOTE: ALL PARTS LISTED ARE IN GROUP 0601.3
ITEMS A, B, C, F, G, H, J, K AND L ARE NOT
PART OF ASSEMBLY 7355736

INCHES $\frac{1}{16}$ $\frac{1}{8}$ $\frac{1}{4}$ $\frac{3}{8}$ $\frac{1}{2}$ $\frac{5}{8}$ 1 $1\frac{1}{8}$ $1\frac{1}{4}$ $1\frac{1}{2}$ $1\frac{3}{4}$ 2



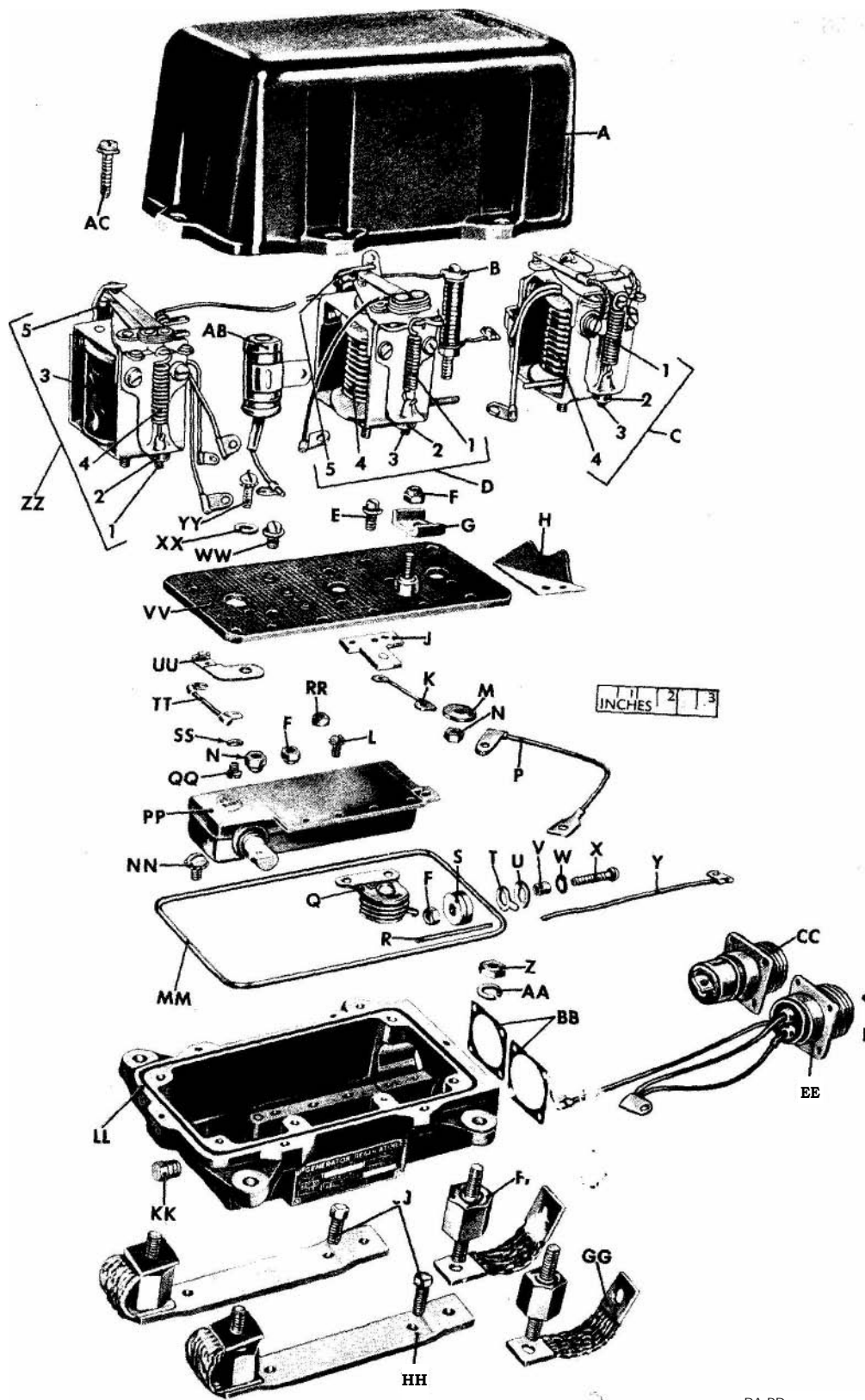
KEY ITEM	PART NO.
FP-BRUSH	7538749
GG--WASHER	131044
HH-SCREW	453292
JJ--HEAD	7538757
KK--WASHER	446161
LL--WASHER	453708
MM-SCREW	453307
NN--WASHER	453296
PP-SCREW	453464
OO--BEARING	7538747

KEY ITEM	PART NO.
RR-PACKING	546859
SS GASKET	7538759
TT--PLATE	7538783
UU -WASHER	453474
VV -SCREW	453282
WW SPACER	7538785
XX-CABLE	7538753
YY--NUT	7413319
ZZ -FRAME	DR-1921772
AB -PLUG	118831

KEY ITEM	PART NO.
AC-WINDING	7538761
AD - WINDING	7538777
AE--WINDING	7538763
AF-WINDING	7538762
AG-KEY	124545
WASHER	7538787
AJ--SEAL	7538786
AK-PACKING	501224
AL-COLLAR	7538754

RA PD 367214

Figure 06-2. Generator, assy (7355736) Delco-Remy, 24-volt--exploded view



RA PD 367226

Figure 06-3. Generator, regulator (7524309) Auto-Lite, 4-1/2" - exploded view

Key	<i>Item</i>	<i>Part No.</i>	Key	<i>Item</i>	<i>Part No.</i>
A	—COVER.....	7374825	Z	—NUT	426894
B	—CHOKE	7374920	AA	—WASHER.....	221177
C	—BREAKER, ASSY.....	7374945	BB	—GASKET.....	AL - XA767A
	1—SPRING.....	7702646	CC	—RECEPTACLE, ASSY	7374924
	2—NUT	7702608	DD	—SCREW	AL-X3051
	3—SCREW	7702665	EE	—RECEPTACLE, ASSY	7374925
	4—ARMATURE	AL VBC1029	FF	—CUSHION, ASSY	7374922
D	—REGULATOR, ASSY	7374943	GG	—STRAP	7374965
	1 —SPRING	7702646	HH	—BRACKET	7374823
	2—NUT	7702608	JJ	—BOLT	187979
	3—SCREW.....	7702665	KK	—PLUG	444614
	4—ARMATURE	AL-VBC1061	LL	—CASE	8673471
	5—BRACKET	AL-VRA1060A	MM	—PACKING	546896
E	—SCREW	7375371	NN	—BOLT	424632
F	—NUT	AL-XA699A	PP	—FILTER, ASSY	7374923
G	—CONNECTOR	7348949	QQ	—SCREW	120628
H	—PLATE	8393094	RR	—NUT	503240
J	—BRACKET	7374822	SS	—WASHER.....	131015
K	—RESISTOR.....	7374961	TT	—RESISTOR.....	8332078
L	—BOLT.....	178469	UU	—BRACKET.....	7374921
M	—WASHER.....	446187	VV	—BASE	7374917
N	—NUT	503342	WW	—SCREW	AL--X3055
P	—LEAD, ASSY	8393090	XX	—WASHER	120391
Q	—RECTIFIER	7374960	YY	—SCREW	132908
R	—LEAD.....	8393095	ZZ	—REGULATOR, ASSY	7374944
S	—RESISTOR.....	8393091		1 —SCREW.....	7702665
T	—TERMINAL.....	8672286		2 —NUT.....	7702608
U	—WASHER.....	8672285		3 —ARMATURE.....	AL -VBC1080
V	—BUSHING	8393092		4 —SPRING	7702645
W	—WASHER	116090		5—BRACKET	AI,-VRA1060A
X	—SCREW	132923	AB	—CAPACITOR, ASSY	7374919
Y	—LEAD, ASSY	8393093	AC	—BOLT	127651

Note: All parts listed are in group 0602.

Figure 06-3. Generator, regulator (7524309) Auto-Lite, 24-volt—exploded view—legend

KEY	ITEM	PART NO.	KEY	ITEM	PART NO.
A	HEAD, ASSY	8328135	V	RING	7347572
B	BRUSH	AL-MCS1034E	W	WASHER	7369888
C	PLATE, ASSY	7374938	X	HOUSING	8328136
D	SPRING	7375301	Y	RETAINER	8328071
E	PACKING	546875	Z	WASHER	426678
F	BRUSH	AL-MCS12	AA	SCREW	AL-19X888
G	FRAME, ASSY	8328056	BB	PACKING	501220
H	NUT	7347571	CC	BEARING	5346762
J	WASHER	432646	DD	SHAFT	8328067
K	CONNECTOR	8328140	EE	SCREW	AL-19X3168
L	SWITCH, ASSY	8328134	FF	NUT	124920
M	SCREW	AL-19X709	GG	LEVER	AL-MCZ1075
N	WASHER	431680	HH	PIN	137185
P	WASHER	5308275	JJ	KEY	124543
Q	WASHER	8328058	KK	SCREW	271122
R	ARMATURE, ASSY	8328057	LL	SCREW	133482
S	CLUTCH, ASSY	8328139	MM	WICK	5308307
T	YOKE, ASSY	8328069	NN	SCREW	131970
U	RETAINER	7374940			

NOTE ALL PARTS ARE IN GROUP 0603

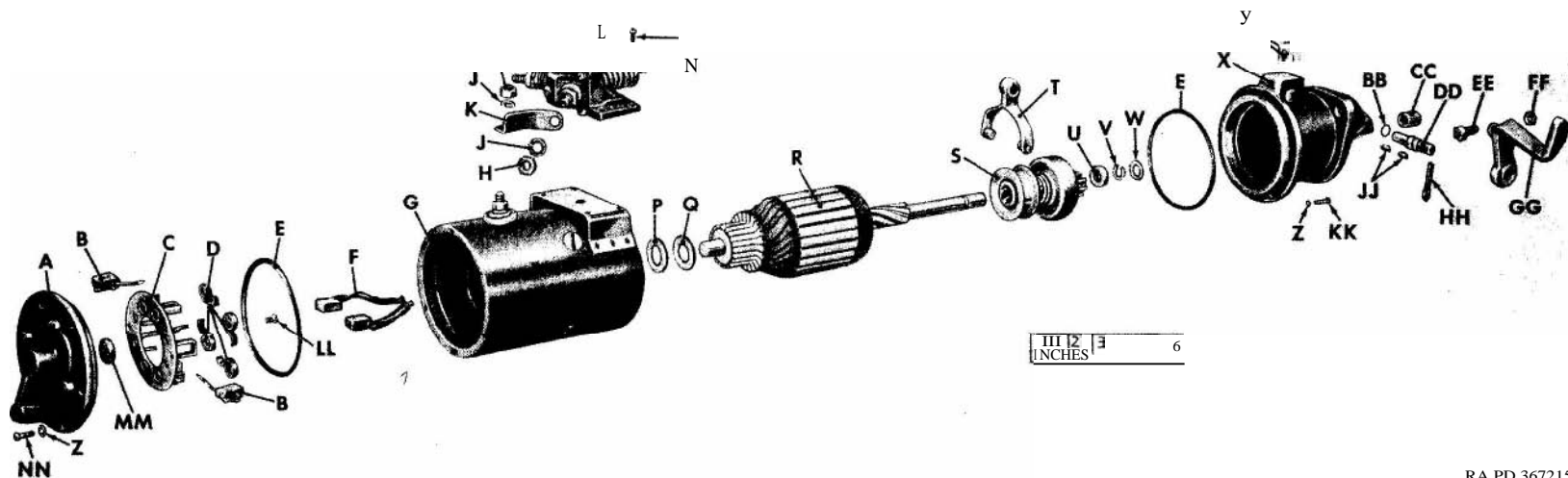
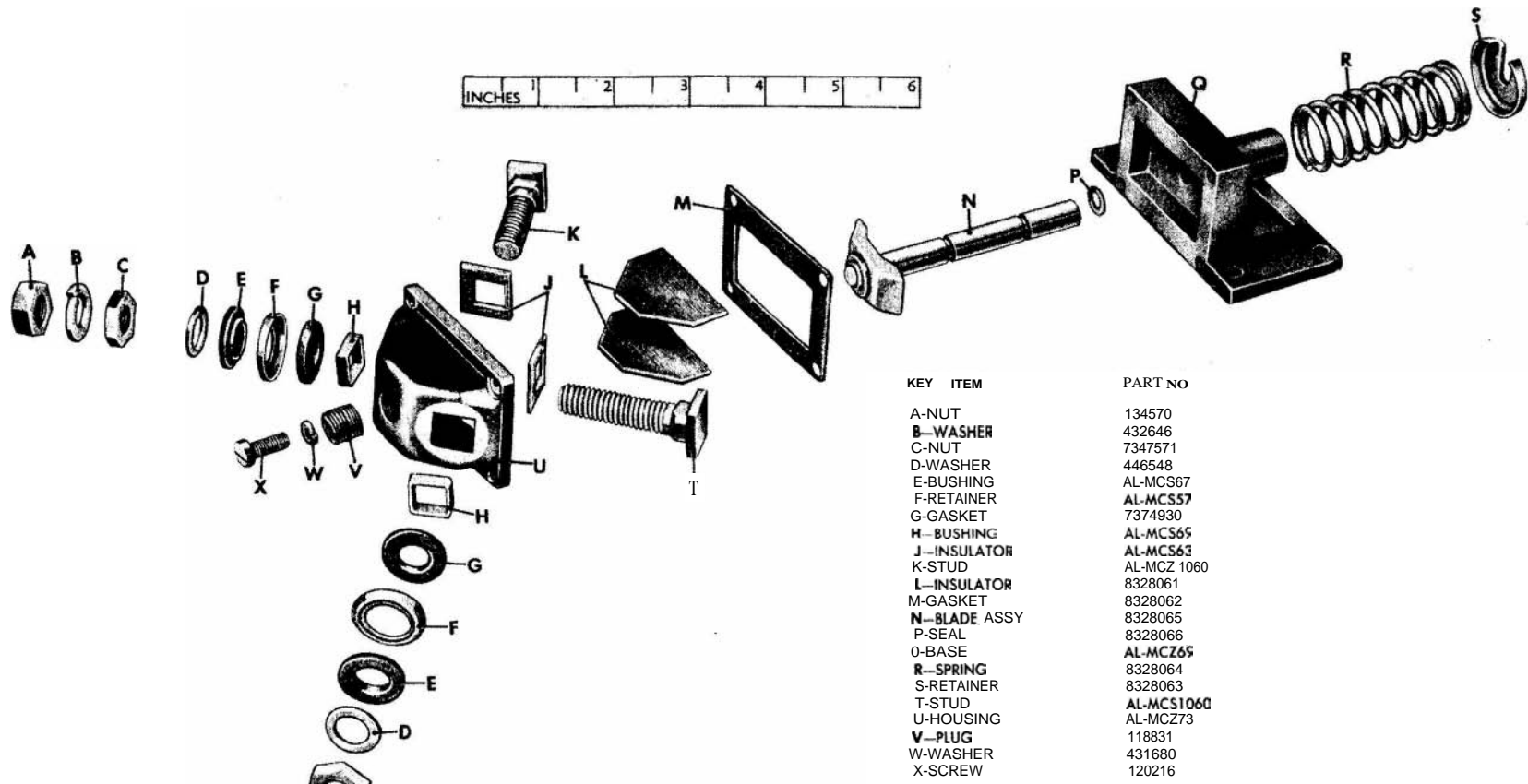


Figure 06-4. Starter, assy (8328132) Auto-Lite, 24-volt--exploded view

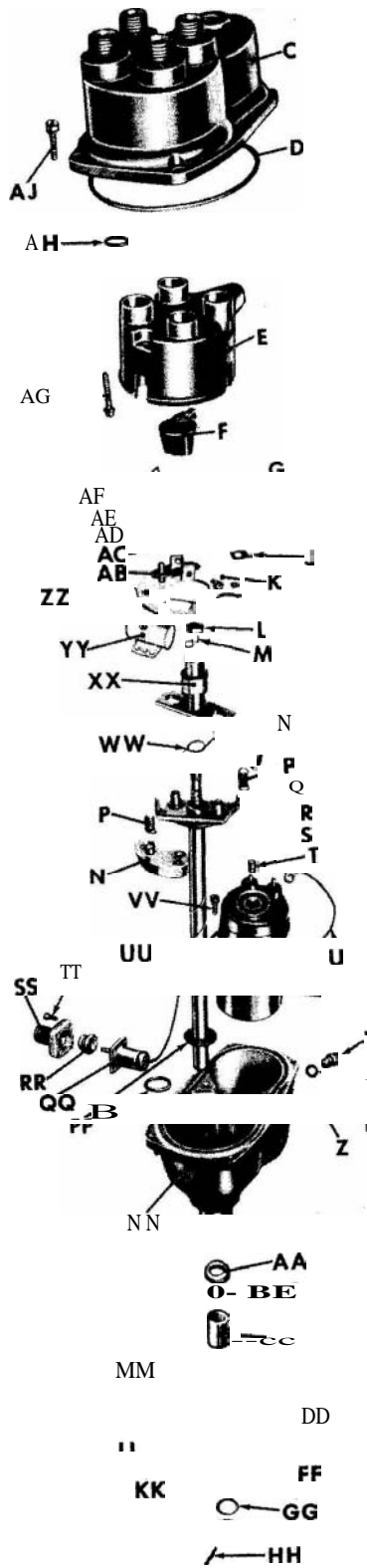


KEY ITEM	PART NO
A-NUT	134570
B-WASHER	432646
C-NUT	7347571
D-WASHER	446548
E-BUSHING	AL-MCS67
F-RETAINER	AL-MCS57
G-GASKET	7374930
H-BUSHING	AL-MCS65
J-INSULATOR	AL-MCS63
K-STUD	AL-MCZ 1060
L-INSULATOR	8328061
M-GASKET	8328062
N-BLADE ASSY	8328065
P-SEAL	8328066
O-BASE	AL-MCZ65
R-SPRING	8328064
S-RETAINER	8328063
T-STUD	AL-MCS1060
U-HOUSING	AL-MCZ73
V-PLUG	118831
W-WASHER	431680
X-SCREW	120216

NOTE ALL PARTS LISTED ARE IN
GROUP 0603

RA PD 367175

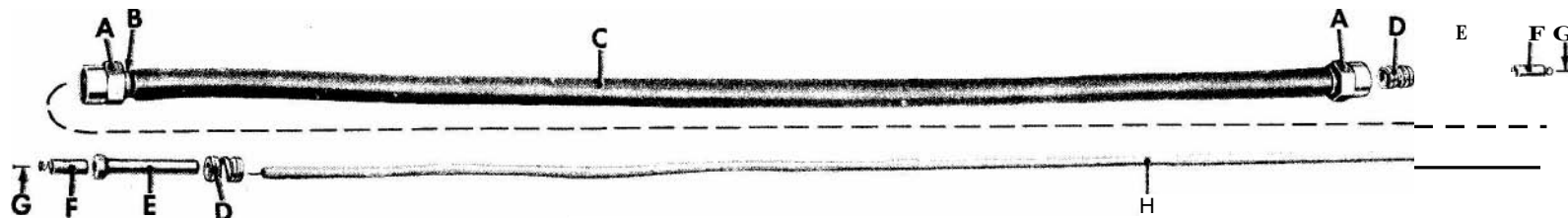
Figure 06-5. Starter switch, assy (8328134)—exploded view



KEY	ITEM	PART NO	GROUP
A	PLUG	7374888	0604.1
B	PACKING	501223	0604.1
C	COVER ASSY	7375373	0604.1
D	PACKING	546880	0604.1
E	CAP	7375377	0604.1
F	ROTOR	7348578	0604.1
G	POINT SET	5539464004	0604.1
H	SCREW W/LOCKWASHER		0604.1
J	HOLDER	7374885	0604.1
K	PLATE	7374887	0604.1
L	WICK	5346784	0604.1
M	RING	5346767	0604.1
N	WEIGHT	7706790	0604.1
P	SP RING	AL-IGB-284	0604.1
Q	SPACER	5346768	0604.1
R	NUT	120614	0604.1
S	WASHER	431680	0604.1
T	SPRING	7374893	0604.1
U	LEAD, ASSY	7374878	0604.1
V	COIL	7374882	0605
W	PLUG	7347547	0604.1
X	WASHER	7346969	0604.1
Y	PLUG	118831	0604.1
Z	WICK	8329787	0604.1
AA	SEAL	7351671	0604.1
BB	WASHER	AL-IAU 10	0604.1
CC	BUSHING	542109	0604.1
DD	WASHER	120387	0604.1
EE	WASHER	431543	0604.1
FF	BOLT	214002	0604.1
GO	WASHER	5307283	0604.1
HH	PIN	112011	0604.1
JJ	COLLAR	7351133	0604.1
KK	GASKET	7375110	0604.1
LL	ARM	7375372	0604.1
MM	WASHER	7374895	0604.1
NN	BASE, ASSY	8329785	0604.1
PP	WASHER	7980860	0604.1
QQ	CAPACITOR, ASSY	8329784	0604.1
RR	SEAL	8328076	0604.1
SS	RECEPTACLE	8329786	0604.1
TT	SCREW W, LOCKWASHER	455215	0604.1
UU	SHAFT	7375376	0604.1
VV	SCREW M/I LOCKWASHER	455214	0604.1
WW	SPRING	7412960	0604.1
XX	CAM	7375378	0604.1
YY	CAPACITOR, ASSY	7374881	0604.1
ZZ	SCREW W/LOCKWASHER	455209	0604.1
AB	CLIP	5346775	0604.1
AC	WASHER	131014	0604.1
AD	WASHER	500494	0604.1
AE	SCREW	45585328402	0604.1
AF	SCREW		0604.1
AG	SCREW W/LOCKWASHER	455219	0604.1
AH	WASHER	7374894	0604.1
AJ	SCREW W/LOCKWASHER	7375377	0604.1

RA PD 367217

Figure 06-6. Distributor assy (7358569) Auto-Lite, 24-volt—exploded view



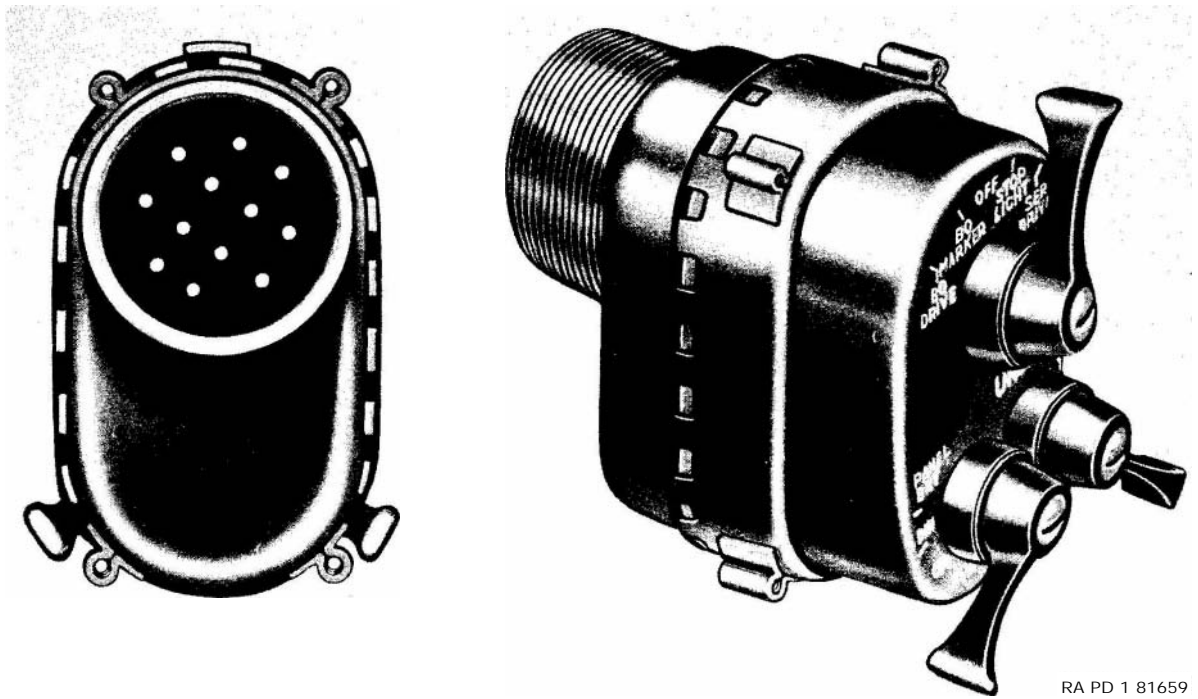
KEY ITEM	PART NO
A—NUT	7528187
B—FERRULE	7528193
C—CONDUIT	7528197
D—SPRING, ASSY	7526961
E—INSULATOR	7526949
F—SLEEVE, ASSY	7526951
G—PIN	7526940
H—CABLE	812337

NOTE: ALL PARTS LISTED ABOVE ARE IN GROUP 0605.

1	11	12	13	15
INCHES				

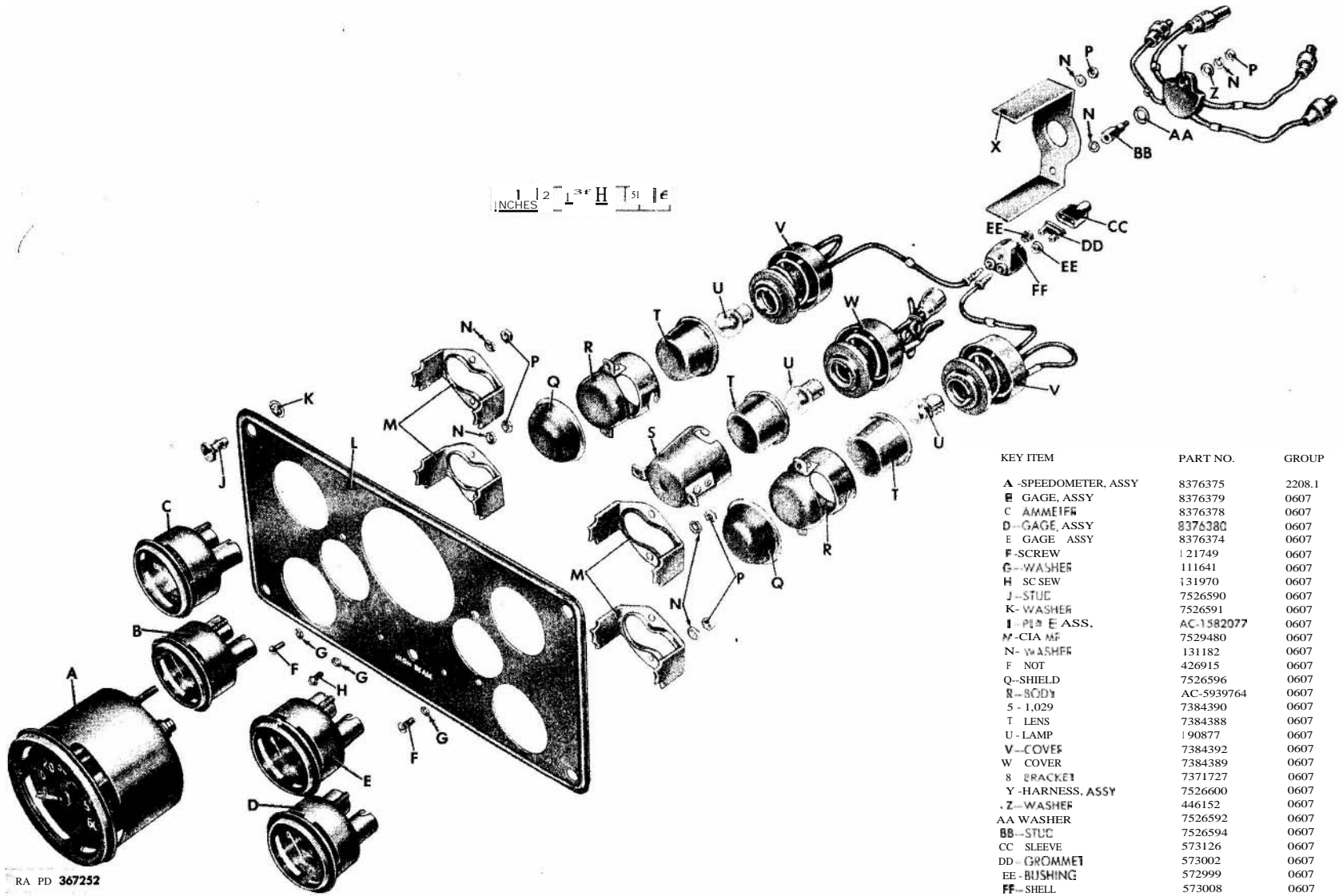
RA PD 181675

Figure 06-7. Spark plug cable, assy (8328449)—exploded view



RA PD 1 81659

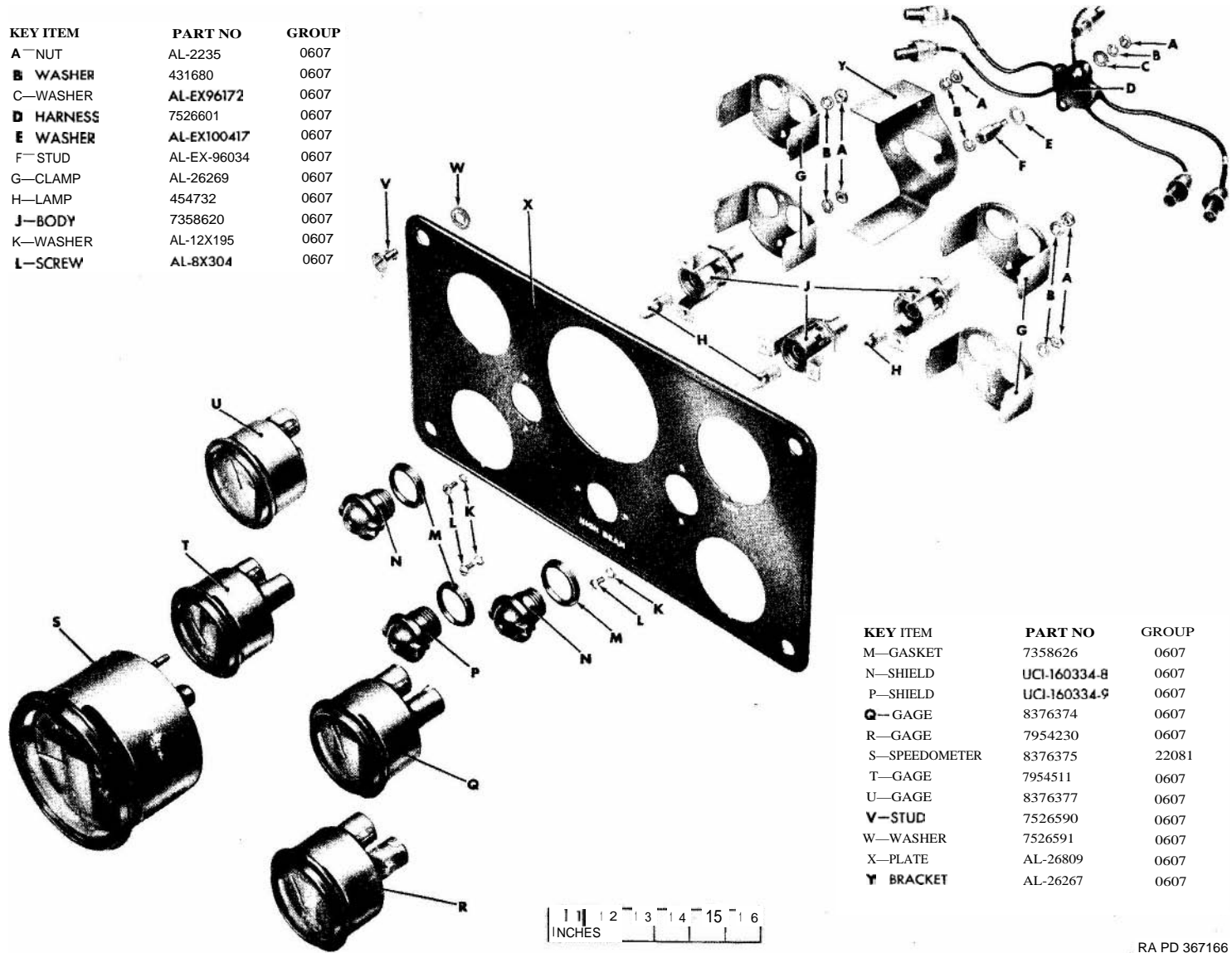
Figure 06-8. Light switch (7368702)



RA PD 367252


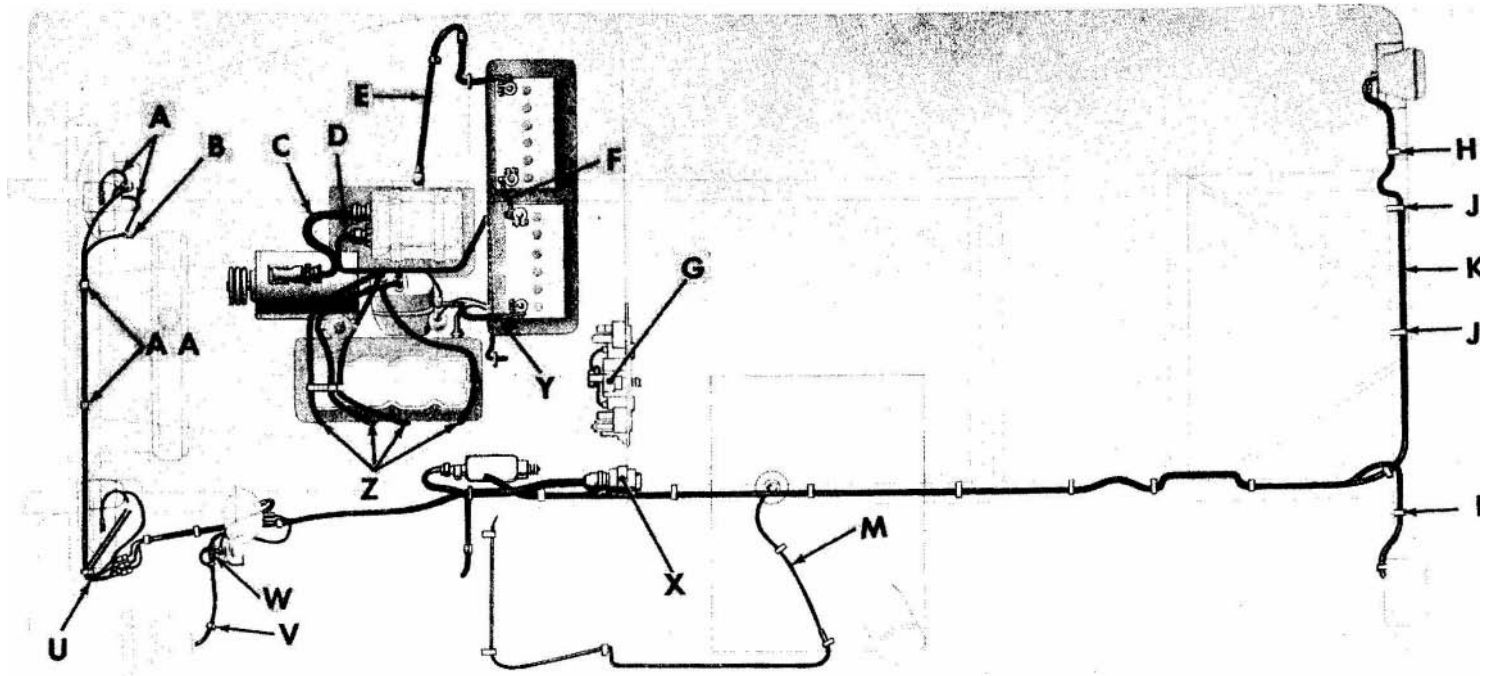
Figure 06-9. Instrument cluster—exploded view

KEY ITEM	PART NO	GROUP
A—NUT	AL-2235	0607
B—WASHER	431680	0607
C—WASHER	AL-EX96172	0607
D—HARNESS	7526601	0607
E—WASHER	AL-EX100417	0607
F—STUD	AL-EX-96034	0607
G—CLAMP	AL-26269	0607
H—LAMP	454732	0607
J—BODY	7358620	0607
K—WASHER	AL-12X195	0607
L—SCREW	AL-8X304	0607



KEY ITEM	PART NO	GROUP
M—GASKET	7358626	0607
N—SHIELD	UCI-160334-B	0607
P—SHIELD	UCI-160334-G	0607
Q—GAGE	8376374	0607
R—GAGE	7954230	0607
S—SPEEDOMETER	8376375	22081
T—GAGE	7954511	0607
U—GAGE	8376377	0607
V—STUD	7526590	0607
W—WASHER	7526591	0607
X—PLATE	AL-26809	0607
Y—BRACKET	AL-26267	0607

Figure 06-10. Instrument cluster (M170)—exploded view

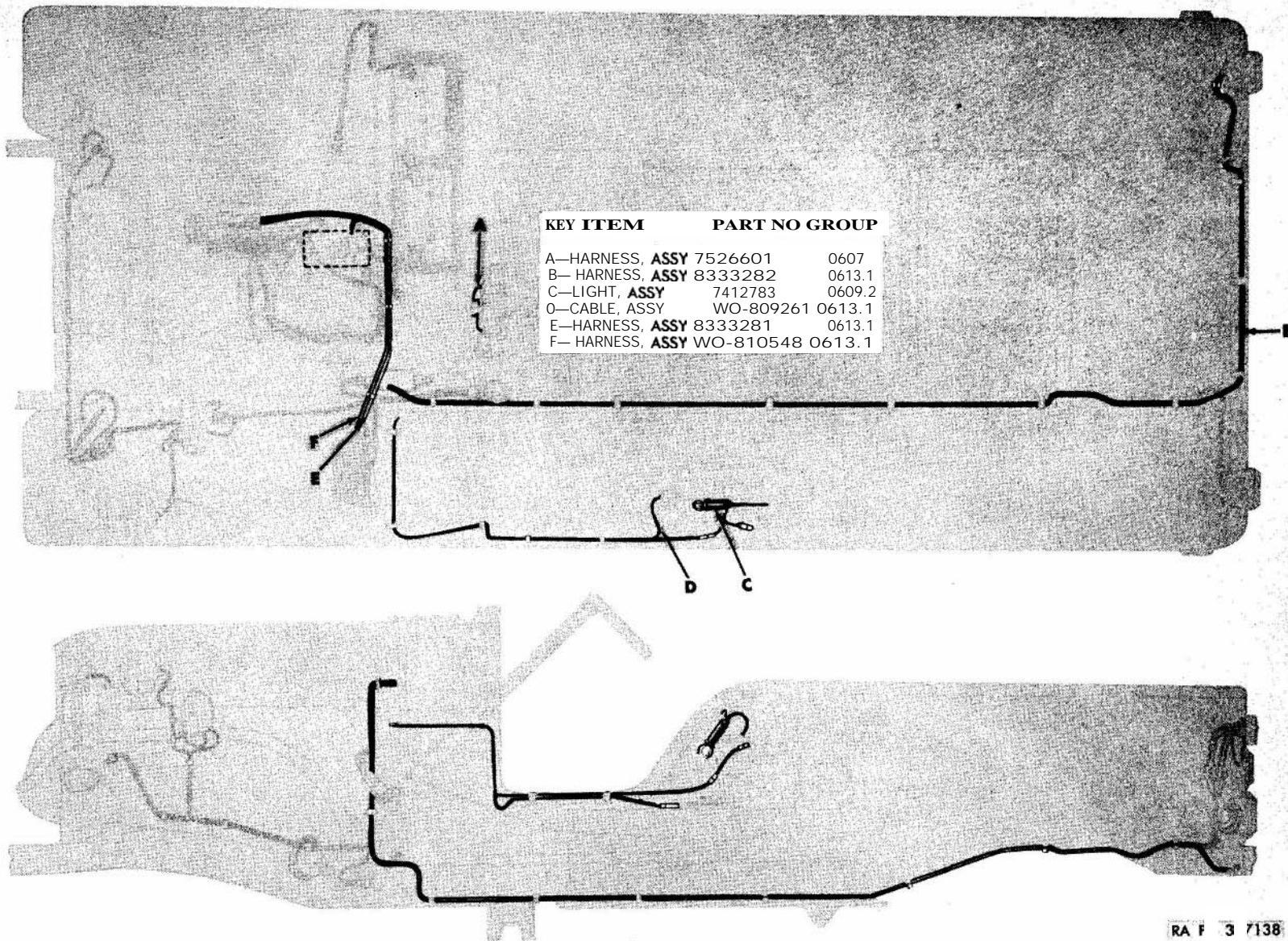


RA PD 181689

Figure 06-11. Wiring system

<i>Key</i>	<i>Item</i>	<i>Part No.</i>	<i>Group</i>
A	—CABLE, ASSY -----	AL-CB i8500	0609.1
B	—CLIP -----	145409	0613.1
C	—CABLE, ASSY -----	8329736	0613.1
D	—HARNESS, ASSY -----	8677431	0613.1
E	—CABLE, ASSY -----	8329664	0612
F	—CABLE, ASSY -----	8329663	0612
G	—HARNESS, ASSY	7526600	0607
H	—CLIP -----	7343086	0613.1
J	—CLIP -----	145525	0613.1
K	—HARNESS, ASSY -----	8329662	0613.1
L	—CLIP -----	120527	0613.1
M	—CABLE, ASSY -----	8677520	0613.1
N	—SWITCH, ASSY -----	7728788	0608
P	—SWITCH, ASSY -----	7388813	0608
Q	—SWITCH, ASSY -----	8329689	0611
R	—FASTENER -----	145540	0613.1
S	—FASTENER -----	127753	0613.1
T	—CABLE, ASSY -----	AL-CB17891	0609.1
U	—CABLE, ASSY -----	AL-CB18499	0609.1
V	—CLIP -----	7047998	0613.1
W	—CABLE, ASSY -----	8677059	0613.1
X	—SWITCH, ASSY.....	7760409	0607
Y	—CABLE, ASSY -----	8329665	0612
Z	—CABLE, ASSY.....	8328449	0605
AA	—FASTENER -----	145411	0609.1

Figure 06-11. Wiring system—legend




RA F 3 7138

Figure 06-12. Wiring system (M170)

KEY ITEM	PART NO.
A—SCREW	134225
B—LAMP	7729791
C—GASKET	7729793
D—LAMP	190877
E—SCREW	7729797
F—WASHER	7729799
G—GROMMET	502852
H—CONNECTOR ASSY	7729796
I—SUPPORT	7353508
K—PLUG	7729802
L—HOUSING	7729792
M—PAD	7375023
N—NUT W/LOCKWASHER	271187
P—TERMINAL	572929
Q—MARKER	7524649
R—CABLE	812364

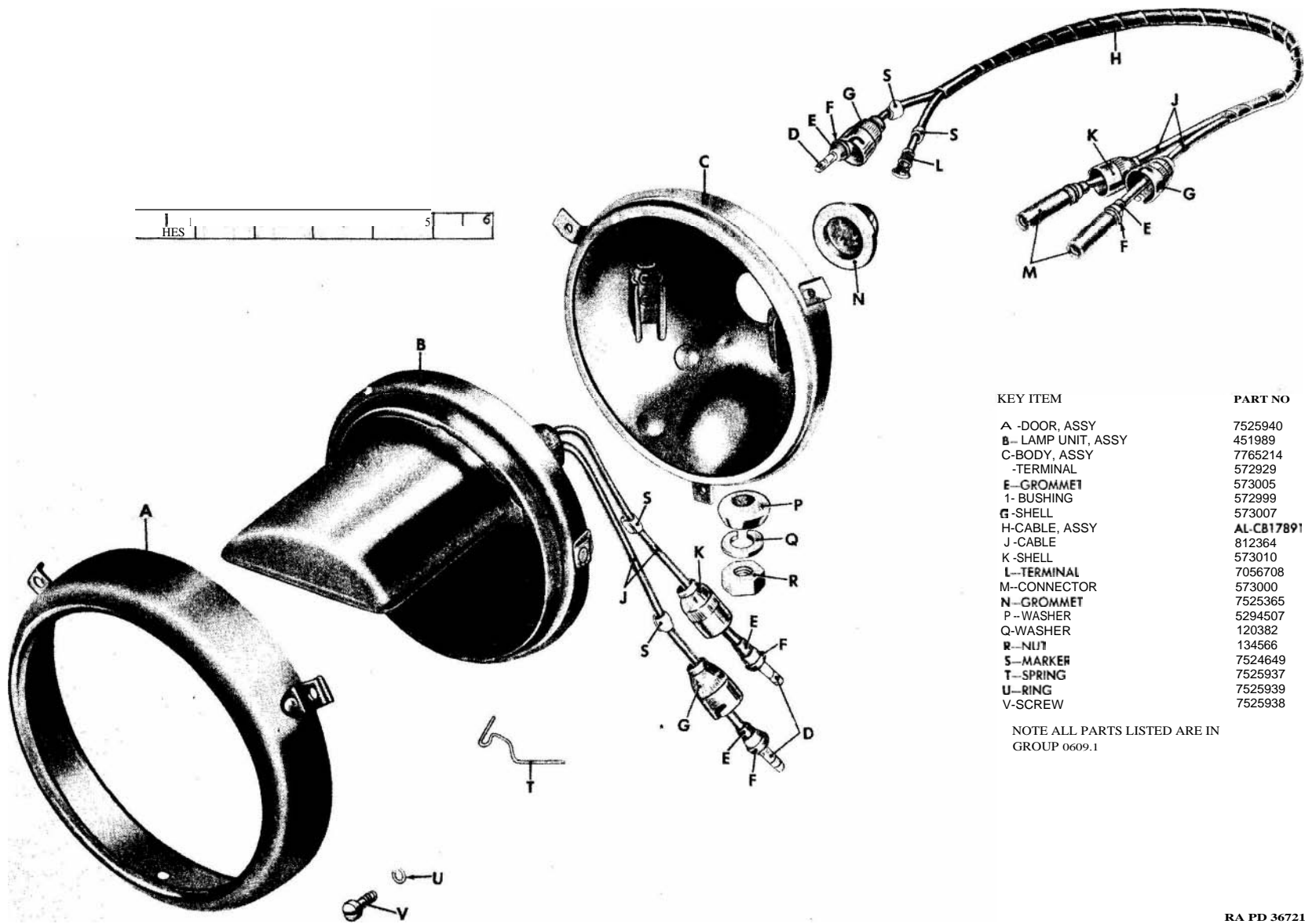
NOTE ALL PARTS LISTED ABOVE ARE IN
GROUP 0609.1

ITEMS M AND N NOT PART OF ASSY 7723899



BA PD 367214

Figure 06-13, Blackout marker light, assy (7723899)—exploded view



KEY ITEM	PART NO
A -DOOR, ASSY	7525940
B-LAMP UNIT, ASSY	451989
C-BODY, ASSY	7765214
-TERMINAL	572929
E-GROMMET	573005
1-BUSHING	572999
G-SHELL	573007
H-CABLE, ASSY	AL-CB17891
J-CABLE	812364
K-SHELL	573010
L-TERMINAL	7056708
M-CONNECTOR	573000
N-GROMMET	7525365
P-WASHER	5294507
Q-WASHER	120382
R-NUT	134566
S-MARKER	7524649
T-SPRING	7525937
U-RING	7525939
V-SCREW	7525938

NOTE ALL PARTS LISTED ARE IN GROUP 0609.1

Figure 06-14. Blackout headlight (7760505)—exploded view

KEY ITEM**A—DOOR****B—RING****C—LAMP UNIT****D—MOUNTING****E—SCREW****F—HOUSING****G—GROMMET****H—CABLE, ASSY H.****J—TERMINAL****K—MARKER****L—CABLE****PART NO.**

7525936

7538582

1418343

AL-CB17811

7538146

AL-CB18510

7525365

AL-CB18500

572929

7524649

812364

KEY ITEM**M—CABLE, ASSY L. H.****N—TERMINAL****P—SHELL****Q—SHELL****R—CONNECTOR****S—RIVET****T—SCREW AND L/W****U—SPRING****V—GROMMET****W—BUSHING****PART NO.****AL-CB18499**

7056708

573010

573007

573000

AL-CB17814

454783

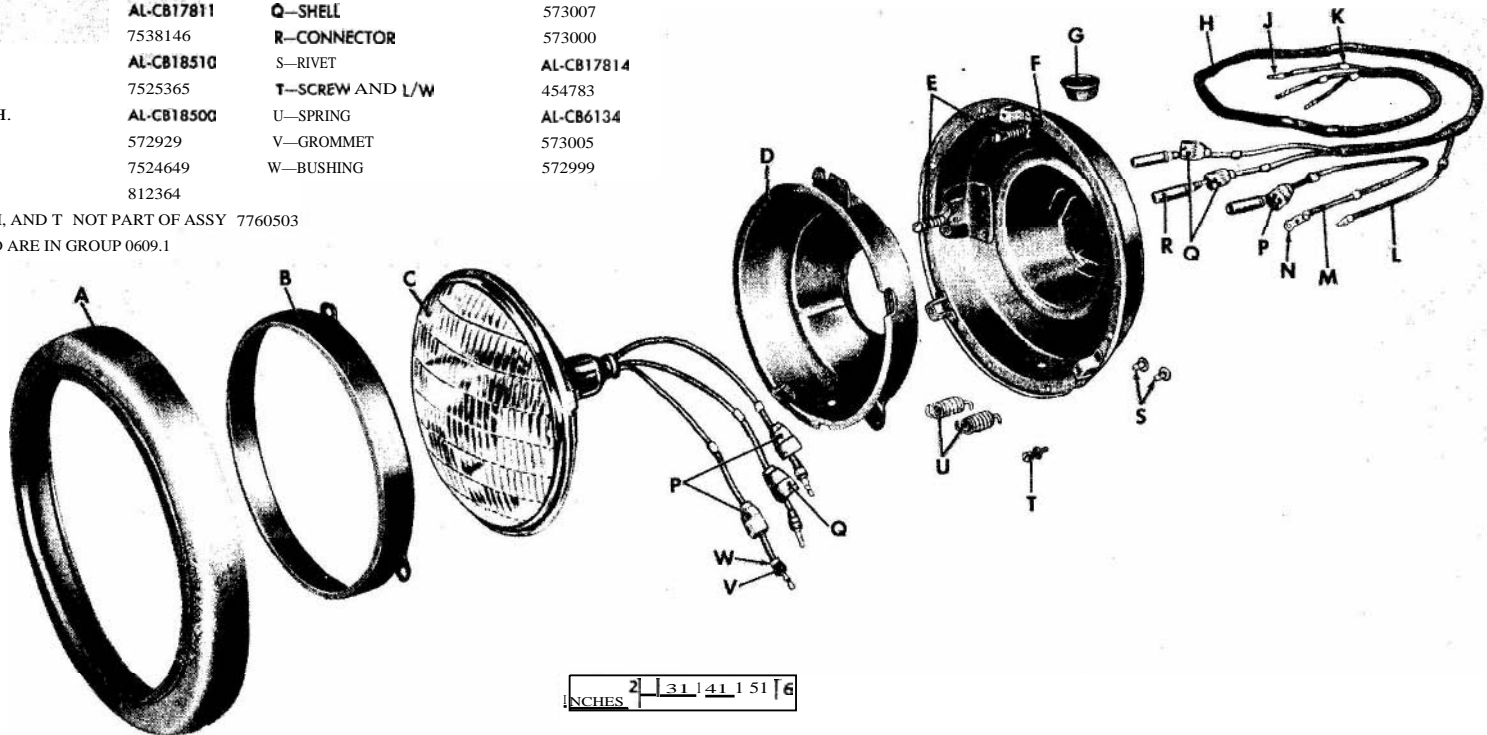
AL-CB6134

573005

572999

NOTE: ITEMS H, M, AND T NOT PART OF ASSY 7760503

ALL PARTS LISTED ARE IN GROUP 0609.1



RA PD 367178

Figure 06-15. Service headlight, assy (7760503)-exploded view

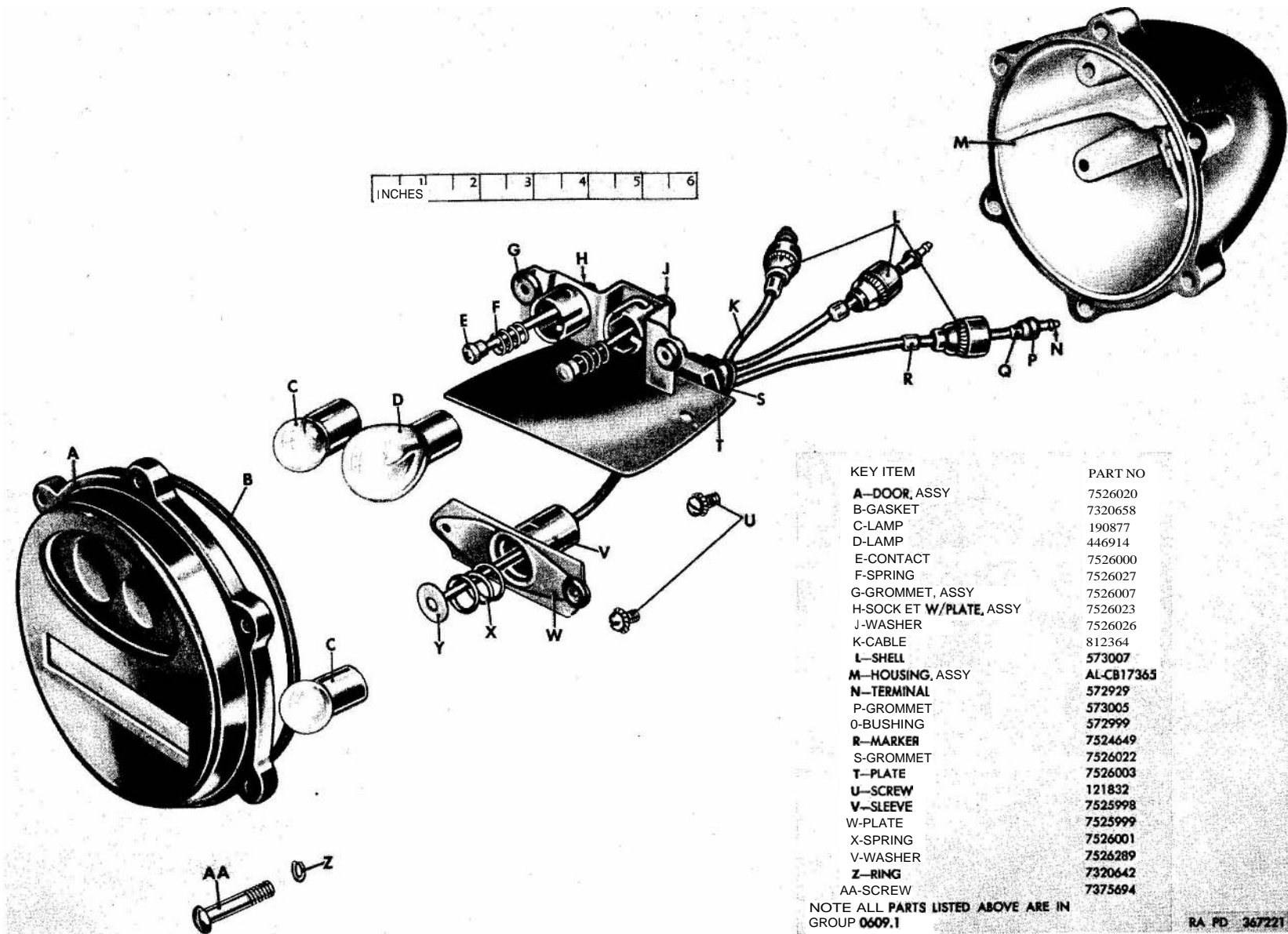
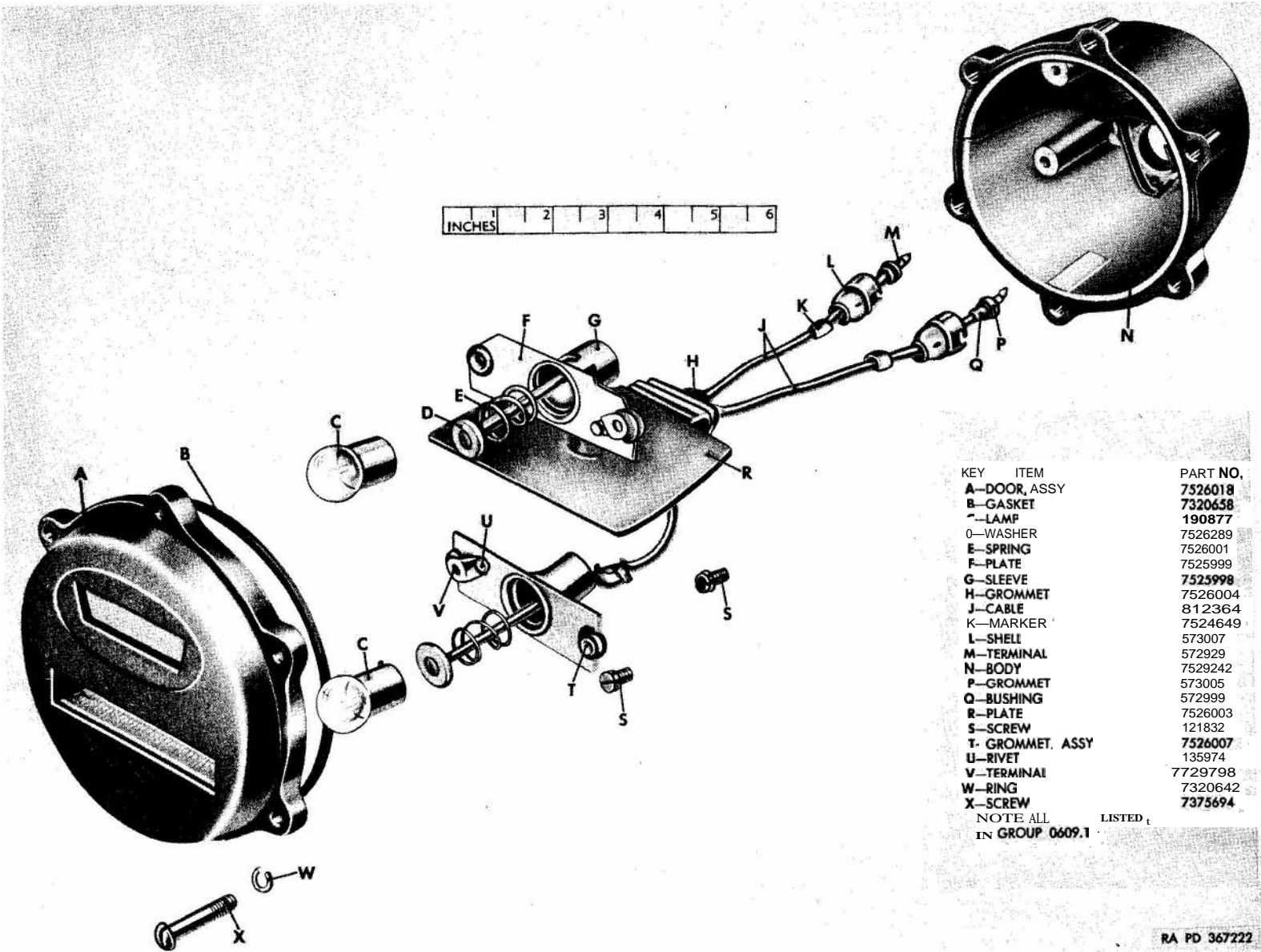


Figure 06-16. Service blackout, tail and stoplight, left (7760507)—exploded view

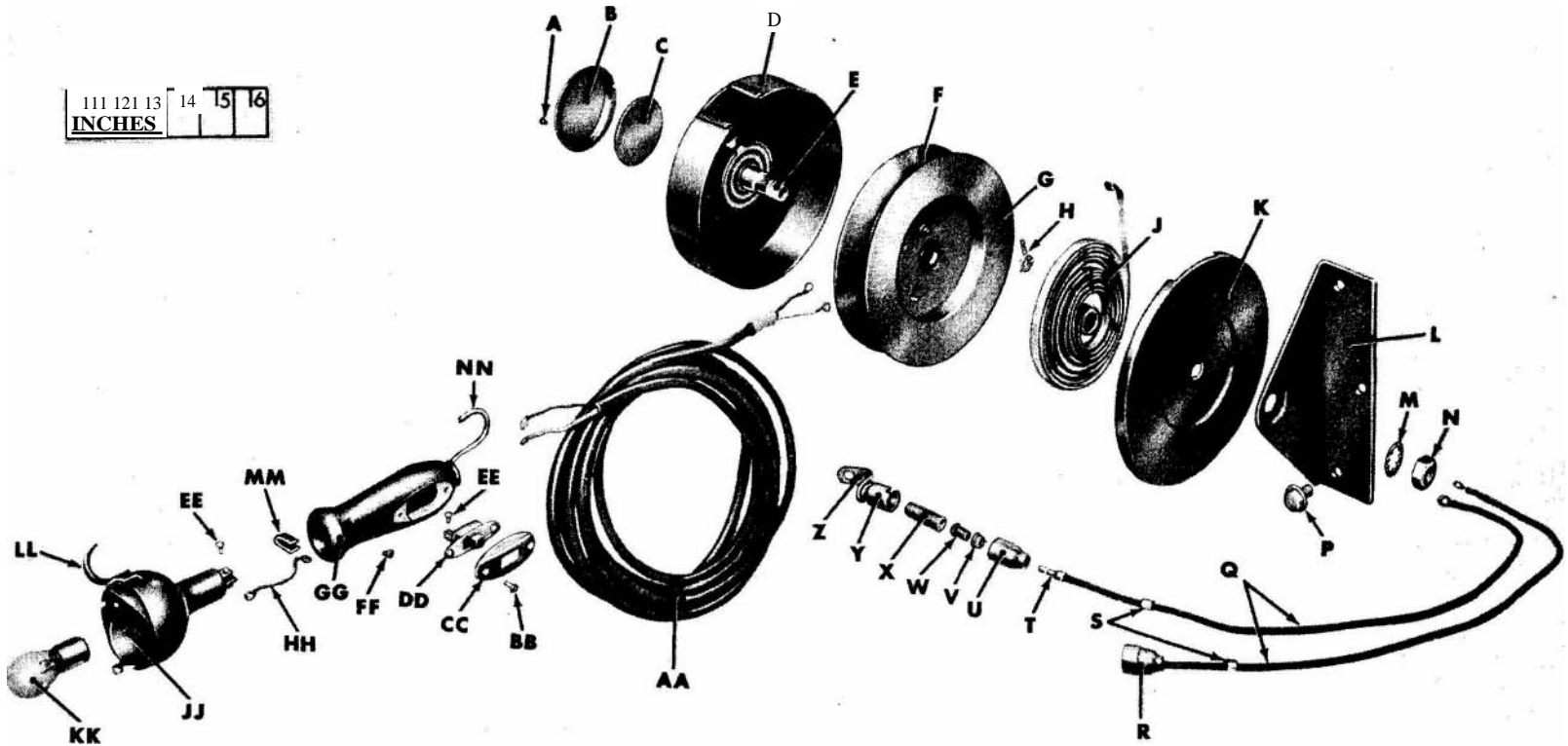
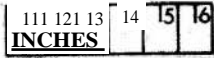


KEY	ITEM	PART NO.
A	DOOR, ASSY	7526018
B	GASKET	7320658
C	LAMP	190877
D	WASHER	7526289
E	SPRING	7526001
F	PLATE	7525999
G	SLEEVE	7525998
H	GROMMET	7526004
J	CABLE	812364
K	MARKER	7524649
L	SHELL	573007
M	TERMINAL	572929
N	BODY	7529242
P	GROMMET	573005
Q	BUSHING	572999
R	PLATE	7526003
S	SCREW	121832
T	GROMMET, ASSY	7526007
U	RIVET	135974
V	TERMINAL	7729798
W	RING	7320642
X	SCREW	7375694

NOTE ALL LISTED IN GROUP 0609.1

RA PD 367222

Figure 06-17. Service blackout, tail and stoplight, right (7760506)—exploded view



KEY	ITEM
A	—SCREW
B	—COVER
C	—SHIELD
D	—CASE, OUTER
E	—SHAFT
F	—PULLEY, LOWER HALF
G	—PULLEY, UPPER HALF
H	—RATCHET
J	—SPRING
K	—LID
L	—BRACKET
M	—WASHER
N	—NUT

PART NO
9407716
RBR-404D4
RBR-428D4
RBR-202D3
RBR-209D3
RBR-201 D3
RBR-200D3
RBR-432D3
RBR-294D4
RBR-203D3
RBR-263D4
RBR-210D4
RBR-204D4

KEY	ITEM
P	—SCREW W/L WASHER
O	—CABLE
R	—CONNECTOR
S	—MARKER
T	—TERMINAL
U	—SHELL
V	—BUSHING
W	—GROMMET
X	—SLEEVE
Y	—BRACKET
Z	—BRACKET
AA	—CABLE
BB	—SCREW

PART NO
7372885
812364
7760598
7524649
572929
573010
572999
573005
573000
7726808
7726804
7732849
RBR-274D4

KEY	ITEM
CC	—PLATE
DD	—SWITCH
EE	—SCREW
FF	—SCREW
GG	—HANDLE
HH	—WIRE
JJ	—REFLECTOR
KK	—LAMP
LL	—HOOK
MM	—RING
NN	—HOOK

PART NO
RBR-273D4
RBR-264D4
451785
145230
HC-DL-12-3
RBR-265D4
HC-DL-12-2
193048
HC-DL-16-5
RBR-276D4
HC-DL-16-4

NOTE ALL PARTS LISTED ARE IN GROUP 0609.2.

RA PD 367156

Figure 06-18. Reel lamp (M170)—exploded view

(1) ILLUSTRATION NO.	(2) REFER- ENCE SYMBOLS	(3) FEDERAL STOCK NO.	(4) ORDNANCE STOCK NO.	(5) MFR'S PART NO.	(6) ORDNANCE PART NO.	(7) DESCRIPTION	(9) QUANTITY INCOR- PORATED IN UNIT	(9) UNIT OF ISSUE
GROUP 06-ELECTRICAL SYSTEM								
0601.1 —GENERATOR (24-VOLT) (AUTO-LITE)								
		2920-832-7721	G741-8327721	AL-GHA15 CC-1273439 WO-118821	8327721	ARM, brush -----	2	ea
06-1	6115-737-4853	G741-7374853	AL-GHA2006FT WO-118812	7374853	ARMATURE, assy	1	ea
06-1	H12	-----	H012-0712125	-----	712125	BEARING, ball, MIL-STD-CODE 111-01703-8438 (rad, SR, med, non-loading groove, 1 seal, 0.6693 ID, 1.8504 OD, 0.5512 width) (drive end)	1	ea
06-1	H12	H012-0712128	-----	712128	BEARING, ball, MIL-STD-CODE 117-01715-5070 (rad, SR, non-loading groove, narrow outer race, 1 seal, 1 shield, 0.6693 bore, 1.5748 OD, 0.5630 overall width) (commutator end)	1	ea
	H1	2920-737-5388 042-3571	G740-7375388 11101-0423571	WO-801247	7375388 423571	BRACE, adj, belt tension ----- BOLT, integral lock washer, ext-teeth type, hex-hd, S, cd- or zn-pltd, $\frac{3}{8}$ -16NC-2 x 1	1 1	ea ea
	H1	5305-360-8319 012-0369	G503-7371188 11001-4167601	WO-A1468 -----	7371188 120369	BOLT, shoulder, hex-hd, S, $\frac{3}{8}$ -24NF x % ----- NUT, plain, hex, reg, S, cd- or zn-pltd, $\frac{3}{8}$ -24NF-2	1 1	ea ea
	H1	5310-012-0394	11001-7043741	120394 -----	-----	WASHER, FLAT, S, cd- or zn-pltd, $\frac{3}{8}$ in.....	1	ea
	H1	5310-012-0382	H001-7025741	-----	120382	WASHER, lock, S, cd- or zn-pltd, $\frac{3}{8}$ in -----	1	ea
06-1	5975-737-4852	G741-7374852	AL-GHA1012 AL-GHA2012S WO-118807	7374852	BRUSH ----- BRUSH SET ----- Composed of: 2 BRUSH	2 1	ea ea
06-1			G742-7716690	AL-GHA1012 AL-XA777 WO-118819	7716690	ELBOW, 90 deg, receptacle mtg -----	1	ea
06-1	H1	013-1966	H101-0131966	-----	131966	SCREW, mach, fil-hd, S, cd- or zn-pltd, No. 8-32NC- 2A x $\frac{1}{16}$	4	ea
06-1	-----	2920-737-4886	G741-7374886	AL-GHA1004S WO-118805	7374886	END BRACKET, brush, w/SPRINGS and brush HOLDER, assy (w/o BRUSHES)	1	ea
06-1	-----	2920-737-4749	G741-7374749	AL-GHA1052 WO-118806	7374749	END BRACKET, commutator end -----	1	ea
06-1	-----	2920-737-4748	G741-7374748	AL-GHA53 WO-118835	7374748	END BRACKET, drive end -----	1	ea
06-1	-----	2920-737-4851	G741-7374851	AL-GHA2051S WO-118803	7374851	FRAME, w/field COILS, assy -----	1	ea
06-1	771-6562	G244-7716562	AL-XA767 WO-118769	7716562	GASKET, flat, fbr, 1% sq, 1% ID, 4 No. 10 screw holes (receptacle mtg)	2	ea

(1)	(2)	(3)	(4)	(5)	(6)	(1)	BB	(9)	
ILLUSTRATION NO.	REFERENCE SYMBOLS	FEDERAL STOCK NO.	ORDNANCE STOCK NO.	MFR'S PART NO.	ORDNANCE PART NO.	DESCRIPTION	QUANTITY INCORPORATED IN UNIT	UNIT OF ISSUE	
GROUP 06—ELECTRICAL SYSTEM—Continued									
0601.1 —GENERATOR (24-VOLT) (AUTO-LITE)									
—Continued									
06-1 D1-2, 06-1	2920-737-4862	G741-7374862	AL-GHA46 WO-118833	7374862	GEAR, drive, oil slinger (superseded by GEAR 7412438).	1	ea	
			G740-7412438	-----	7412438	GEAR, drive, oil slinger (supersedes GEAR 7374862).....	1	ea	
				AL-GHA4802BUT WO-801238	8673350	GENERATOR, w/PULLEY, assy (optional w /GENERATOR DR-1922304 —subgroup 0601.3)	1	ea	
			5305-737-5174	G740-7375174	WO-649818	7375174	BOLT, shoulder, hex-hd, S, $\frac{1}{16}$ - 20NF-3 x 2% (superseded by BOLT WO-809626)	2	ea
					WO-809626	-----	BOLT, shoulder, hex-hd, S, $\frac{1}{16}$ - 20NF-3 x 2.44 (supersedes BOLT 7375174)	2	ea
		H1	-----	H101-0442830	-----	442830	NUT, lock, hex, $\frac{1}{16}$ - 20NF	2	ea
		H1	5310-012-0395	11001-7043771	-----	120395	WASHER, FLAT, light series, S, cd- or zn-pltd , $\frac{1}{16}$ in...	2	ea
		H1	5310-012-0396	H001-7043801	-----	120396	WASHER, FLAT, S, cd- or zn-pltd, ID, $1\frac{1}{16}$ OD	2	ea
		H1	017-8571	H001-7124761	178571	WASHER, lock, int-ext-teeth , S, cd- or zn-pltd, $\frac{1}{4}$ x 1.070 (1.045 to 1.070 OD) (generator to support to front engine plate)	2	ea
				6115-737-4750	G741-7374750	AL-GHA4802UT WO-118958 AL-GHA2052	7374750	GENERATOR, w/o PULLEY, assy (optional w/GENERATOR 7355736—subgroup 0601.3)	1
06-1	H1	013-2119	H001-5127361	132119	HEAD, commutator end, w/BRUSH and BEARING , assy	1	ea	
06-1	111	013-2138	H101-0132138	132138	BOLT, MACHINE, fil-hd, S, cd- or zn-pltd, No. 10-32NF-2A x	4	ea	
06-1	HI	013-2128	H101-0132128	-----	132128	SCREW, mach, fil-hd , S, cd- or zn-pltd, No. 10-32NF-2A x $1\frac{1}{4}$	2	ea	
06-1				AL-GHA1053	HEAD, drive end, w/BEARING, assy.....	1	ea	
06-1	H1	5330-737-5175 012-4545	G740-7375175 11001-0518012	WO-649817	7375175	SCREW, mach, fil-hd, S, cd- or zn-pltd, No. 10-32NF-2A x	6	ea	
06-1	H2	11002-0501234	-----	501234	INSULATOR, ru, $\frac{3}{8}$ ID, $1\frac{1}{16}$ OD, 15 thk (mtg support).	2	ea	
06-1	H2	11002-0546886		KEY, Woodruff, S, alloy, pl-fin , size No. 5, $\frac{1}{8}$ x $\frac{5}{8}$ (drive end)	1	ea	
						PACKING, "0" ring, class B material, (high flexibility) thk, 1% ID, 1% OD (drive end bearing inner retainer)	1	ea	
						PACKING, "0" ring, class B material, (high flexibility) thk, 5 ID, $\frac{5}{16}$ OD (supersedes PACKING 7375830) (superseded by PACKING 7412437)	1	ea	

		5330-737-5330	G740-7375330	AL-XA744H WO-118822	7375330	PACKING, "O" ring, $5\frac{1}{16}$ OD (commutator end head to frame) (superseded by PACKING 11002-0546886)	1	ea
06-1		5330-741-2437	G740-7412437	AL-XA744F WO-119116	7412437	PACKING, "O" ring, $5\frac{1}{16}$ OD (drive end head to frame) (supersedes PACKING H002-0546886)	2	ea
06-1	112		H002-7375329	-----	7375329	PACKING, "O" ring, gasket, 1/2 ID, OD, 0.062 thk (drive end head oil plug)	1	ea
06-1	H2		H002-7375328	-----	7375328	PACKING, "O" ring, gasket, 1.875 ID, 2 OD, 0.062 thk (drive end outer retainer)	1	ea
06-1	5315-737-4861	G741-7374861	AL-GHA42 WO-118832 AL-GHA1004	7374861	PIN, pivot, oil stinger -----	1	ea
06-1	H1	013-2110	11001-5127341	-----	132110	PLATE, brush, w/ BRUSHES , SPRING, and brush HOLDER, assy SCREW, mach, fil-hd, S, cd- or zn-pltd, No. 10-32NF-2A x $\frac{1}{16}$	4	ea
06-1	4730-737-4854	G741-7374854	AL-GHA35 WO-118826	7374854	PLUG, oil, drive end head -----	1	ea
06-1	H6	050-0718	H006-0500718	-----	500718	PLUG, pipe, hex-socket, hdls , S, cd- or zn-pltd, 27NPT (drive end head)	1	ea
06-1	-----	2805-737-5071	G740-7375071	AL-SP992 WO-118824	7375071	PULLEY, drive -----	1	ea
06-1	H1	012-5043	H101-0125043	-----	125043	NUT, castellated, hex, lt , s-fin, S, cd- or zn-pltd, $\frac{1}{2}$ - 20NF-2	1	ea
06-1	H1	012-1224	H101-0121224	-----	121224	PIN, cotter, S, cd- or zn-pltd, $\frac{3}{4}$ x 1 -----	1	ea
06-1	H1	5310-012-0384	11001-7025801	-----	120384	WASHER, lock, med, S, cd- or zn-pltd, $\frac{1}{2}$ in.....	1	ea
06-1	-----	5930-738-8319	G260-7388319	AL-XA776 SCI-10-42222-2S WO-118818	7388319	RECEPTACLE, wiring harness, assy.....	1	ea
06-1	H1	013-1970	H001-5125851	-----	131970	SCREW, mach, fil-hd, S, cd- or zn-pltd, No. 8-32NC-2A x $\frac{1}{2}$	4	ea
06-1	-----	2920-737-4858	G741-7374858	AL-GHA39 WO-118829	7374858	RETAINER, drive end head bearing, inner.....	1	ea
06-1	2920-737-4855	G741-7374855	AL-GHA36 WO-118827	7374855	RETAINER, drive end head bearing, outer -----	1	ea
06-1	H1	013-1970	H001-5125851	-----	131970	SCREW, mach, fil-hd, S, cd- or zn-pltd, No. 8-32NC-2A x $\frac{1}{2}$	4	ea
06-1	H1	013-1958	H001-5125821	-----	131958	SCREW, mach, fil-hd, S, cd- or zn-pltd, No. 8-32NC-2 x	2	ea
06-1	2920-737-4860	G741-7374860	AL-GHA41 WO-118831	7374860	RETAINER, drive end head felt washer -----	1	ea
06-1			G741-8332226	AL-X3099 WO-118939	8332226	SCREW, hex-hd, br, Sems type, No. 8-32NC x 1/ (brush lead cable)	2	ea
06-1			G741-7374863	AL-GHA47 WO-118834	7374863	SEAL, oil, drive end head bearing -----	1	ea
			G758-8332522	AL-GHA65 WO-120158	8332522	SLEEVE, elec (field lead)	1	ea
06-1	-----	2920-737-4746	G741-7374746	AL-GHA1044 WO-118813	7374746	SLINGER, oil, fiber, drive end head	1	ea

(1)	(2)	(3)	(4)	(5)	(5)	(7)	(8)	(3)
ILLUSTRATION NO.	REFERENCE SYMBOLS	FEDERAL STOCK NO.	ORDNANCE STOCK NO.	MFR'S PART NO.	ORDNANCE PART NO.	DESCRIPTION	QUANTITY INCORPORATED IN UNIT	UNIT OF ISSUE
						GROUP 06—ELECTRICAL SYSTEM—Continued		
						0601.1 —GENERATOR (24-VOLT) (AUTO-LITE)		
						—Continued		
06-1	2920-737-4856	G741-7374856	AL-GHA37	7374856	SPACER, armature shaft, drive end.....	1	ea
				WO-118823				
		5340-734-7573	G741-7347573	AL-GAR221A	7347573	SPRING, brush arm (plate)	2	ea
				WO-118820				
		2920-737-5389	G740-7375389	WO-649816	7375389	SUPPORT, mounting.....	1	ea
	H1	022-7785	H101-0227785	-----	227785	BOLT, mach, hex-hd, S, cd- or zn-pltd, $\frac{3}{8}$ -16NC-2 x $\frac{1}{4}$	2	ea
	H1	5310-012-0382	H001-7025741	-----	120382	WASHER, lock, med, reg, S, cd- or zn-pltd, % in.	2	ea
06-1	-----	5310-737-4857	G741-7374857	AL-GHA38	7374857	WASHER, drive end head outer retainer.....	1	ea
				WO-118828				
06-1	-----	5330-737-4859	G741-7374859	AL-GHA40	7374859	WASHER, felt, drive end head.	1	ea
				WO-118830				
						0601.3—GENERATOR (24-VOLT) (DELCO-REMY)		
06-2	2920-741-3317	G741-7413317	DR-1921762	7413317	ARMATURE -----	1	ea
				WO-119484				
06-2	H12	H012-7538747	-----	7538747	BEARING, ball, SR (rad, dble seal, 0.6693 bore, 1.5748 OD, 0.6536 width) (commutator end head)	1	ea
06-2	H12	-----	H012-7413226	7413226	BEARING, ball, SR, (rad, dble seal, 0.7874 bore, 1.8504 OD, 0.5512 width) (drive end head)	1	ea
06-2	-----	2920-737-5388	G740-7375388	WO-801247	7375388	BRACE, adj, belt tension -----	1	ea
06-2	H1	042-3571	11101-0423571	-----	423571	BOLT, integral lock washer, hex-hd, ext-teeth, S, cd- or zn-pltd, $\frac{3}{8}$ -16NC-2 x 1	1	ea
06-2	5305-360-8319	G503-7371188	WO-A1468	7371188	BOLT, shoulder, hex-hd, S, $\frac{3}{8}$ -24NF x %	1	ea
06-2	H1	012-0369	11001-4167601	-----	120369	NUT, PLAIN, hex, S, cd- or zn-pltd, $\frac{3}{8}$ -24NF-2.....	1	ea
06-2	H1	5310-012-0394	H001-7043741	-----	120394	WASHER, FLAT, It, S, cd- or zn-pltd, % in.....	1	ea
	H1	H001-7021861	-----	138549	WASHER, lock, int-teeth, S, cd- or zn-pltd, in. (under head of BOLT 7371188)	1	ea
06-2	H1	5310-012-0382	H001-7025741	-----	120382	WASHER, LOCK, med, S, cd- or zn-pltd, % in.....	1	ea
06-2			G742-7538749	DR-1906927	7538749	BRUSH -----	2	ea
				WO-118885				
06-2	H1	11101-0453292	-----	453292	SCREW, MACHINE, pan-hd, S, cd- or zn-pltd, No. 6-32NC-2A x $\frac{1}{4}$	2	ea
06-2	H1	013-1044	11001-7025561	-----	131044	WASHER, LOCK, med, S, cd- or zn-pltd, No. 6.....	2	ea
				DR-1916417	-----	BRUSH, collector.....	1	ea

06-2			G742-7538784	DR-1916415 WO-118886	7538784	BRUSH, collector, drive end, head bearing, w/SPRING, assy Composed of: - - 1 BRUSH - - 1 SPRING	1	ea
06-2			G742-7538753	DR-1916321 WO-118887	7538753	BUSHING, brush plate ----- CABLE, connecting, brush No. 18, ins, 5% Ig.....	2 1	ea ea
06-2		5910-256-9728	G742-7538751	DR-1916209 WO-118888	7538751	CAPACITOR, armature circuit -----	1	ea
		2920-570-1238	G742-5701238	DR-1916646 WO-119016	7388377	CLIP, terminal	1	ea
				DR-1916773 WO-118889	5701238	COIL SET, field	1	ea
					453308 7538777 7538762 7538763 7538761 7538754	Composed of: 8 SCREW 1 WINDING, generator field, lower left 1 WINDING, generator field, lower right 1 WINDING, generator field, upper left 1 WINDING, generator field, upper right		
06-2		2920-753-8754	G742-7538754	DR-1916322 WO-118890	7538754	COLLAR, armature, drive end -----	1	ea
06-2			G742-7716690	DR-1916150 WO-118891	7716690	ELBOW, 90 deg, No. 27 shell wtrprf connector (terminal receptacle)	1	ea
06-2	H1	013-1987	H001-5125891		131987	BOLT, MACHINE, fil-hd, S, cd- or zn-pltd, No. 8-32NC-2 x 1	4	ea
06-2	H1	-----	H101-0453299		453299	WASHER, lock, med, S, cd-pltd, No. 8 -----	4	ea
06-2				DR-1921772 WO-119544	-----	FRAME, field coil, w/terminal BRACKET	1	ea
06-2		2920-739-1018	G742-7391018	DR-1916320 WO-118892	7391018	GASKET, annular, cop and asb, oval see, 1 3/8 ID, 1% OD, thk (housing plug)	1	ea
06-2	-----	771-6562	G244-7716562	DR-1916211 WO-118894	7716562	GASKET, fl, fiber, 1% sq, 1% ID, 4 No. 10 screw holes (receptacle mtg)	3	ea
06-2	2920-753-8759	G742-7538759	DR-1916135 WO-118893	7538759	GASKET, ru, 1% ID, 3) OD, thk (commutator end head bearing retaining plate)	1	ea
				DR-1922304 WO-806072	-----	GENERATOR, 24 v, wtrprf, w/PULLEY, assy (optional w/GENERATOR 8673350 subgroup 0601.1)	1	ea
		2910-737-5174	G740-7375174	WO-649818	7375174	BOLT, SHOULDER, hex-hd, 1/8-20NF-3 x 2% -----	2	ea
	H1	012-0370	H001-4167641	-----	120370	NUT, PLAIN, HEXAGON, lt, s-fin, S, cd- or zn-pltd, 1/8-20NF-2	2	ea
	H1	012-0395	11001-7043771	-----	120395	WASHER, FLAT, lt, S, cd- or zn-pltd, 1/8 in -----	2	ea
	H1	5310-012-0396	11001-7043801	-----	120396	WASHER, FLAT, S, cd- or zn-pltd, 1/2 in.	2	ea
	H1	5310-013-6857	H001-7017711	-----	136857	WASHER, LOCK, ext-teeth, S, cd- or zn-pltd, 4 in.	2	ea
06-2		2920-735-5736	G741-7355736	DR-1117495 WO-119547	7355736	GENERATOR, 24 v, wtrprf, w/o PULLEY, assy (optional w/GENERATOR 7374750 subgroup 0601.1)	1	ea
06-2	2920-753-8757	G742-7538757	DR-1916107 WO-118896	7538757	HEAD, commutator end	1	ea

(1)	(2)	(3)	(4)	(5)	(6)	(7)	(8)	(9)
ILLUSTRATION NO.	REFERENCE SYMBOLS	FEDERAL STOCK NO.	ORDNANCE STOCK NO.	MFR'S PART NO.	ORDNANCE PART NO.	DESCRIPTION	QUANTITY INCORPORATED IN UNIT	UNIT OF ISSUE
GROUP 06—ELECTRICAL SYSTEM—Continued								
0601.3—GENERATOR (24-VOLT) (DELCO-REMY) —Continued								
				DR-1921764 WO-119546	-----	HEAD, commutator end, assy ----- Composed of: 2 BRUSH 1 HEAD 2 HOLDER 1 LEAD 1 PLATE 2 SCREW 2 SPRING 2 WASHER 2 WASHER SCREW, mach, fil-hd, S, cd- or zn-pltd, No. 12-24NC x 1/16	1	ea
06-2	H1	753-8782	H101-0453307	-----	453307	WASHER, FLAT, It, S, cd- or zn-pltd, 1/16 in.....	4	ea
06-2	H1	044-6161	H101-0446161	-----	446161	WASHER, lock, It, S, cd- or dichromate-pltd, No. 12...	4	ea
06-2	H1	-----	H101-0453708	-----	453708	WASHER, lock, It, S, cd- or dichromate-pltd, No. 12...	4	ea
06-2	-----	2920-753-8756	G742-7538756	DR-1916106 WO-118897	7538756	HEAD, drive end -----	1	ea
06-2	111	753-8782	H101-0453307	-----	453307	SCREW, mach, fil-hd, S, cd-pltd, No. 12-24NC x 1/16	4	ea
06-2	H1	044-6161	11101-0446161	-----	446161	WASHER, FLAT, It, S, cd- or zn-pltd, 1/16 in.	4	ea
06-2	H1	-----	H101-0453708	-----	453708	WASHER, lock, It, S, cd- or dichromate-pltd, No. 12...	4	ea
06-2	-----	2920-358-6304	G742-7373350	DR-1904514 WO-118899	7373360	HOLDER, brush -----	2	ea
				DR-1904516	-----	HOLDER, brush, plate -----	2	ea
				DR-1916133	-----	INSULATOR, brush plate -----	1	ea
				DR-1916134	-----	INSULATOR, brush plate -----	1	ea
		5970-737-4865	G741-7374865	DR-1917993 WO-118900	7374865	INSULATOR, field coil (strip type)	2	ea
		5330-737-5175	G740-7375175	WO-649817	7375175	INSULATOR, ru, 3/4 ID, 1 1/4 OD, 1 1/2 lg (mounting support)	2	ea
06-2	H1	012-4545	H001-0518012	-----	124545	KEY, WOODRUFF, S, (No. 5) 3 x (drive end).....	1	ea
				DR-1916325	8344313	LEAD, connecting, brush, assy	1	ea
					7538753	Composed of: 1 CABLE		
					7388377	1 CLIP		
06-2	112	-----	H002-0501224	-----	501224	PACKING, "0" ring, 1/16 ID, 3/32 in. thk, (drive end head seal)	1	ea

			G742-7538765	DR-1916149 WO-118911	7538765	PACKING, PREFORMED, "0" ring, 5 in. ID, 0.135 thk (commutator end head (1), drive end head (1)) (superseded by PACKING 546886)	2	ea
06-2	H2		H002-0546886		546886	PACKING, PREFORMED, "0" ring, class B material (high flexibility), 5 ID, 5/16" OD, 1/8" thk (supersedes PACKING 7538765)	2	ea
			G742-7538750	DR-1913678 WO-118910	7538750	PACKING, PREFORMED, "0" ring, 1.599 ID, 0.135 thk (commutator end head bearing) (superseded by PACKING 546859)	1	ea
06-2	H2		11002-0546859	546859	PACKING, PREFORMED, "0" ring, class B material (high flexibility), 1% ID, 1/8" thk (supersedes PACKING 7538750)	1	ea
				DR-1916152	PIN, brush plate -----	1	ea
06-2				DR-1916153	-----	PIN, brush plate -----	1	ea
				DR-1921761	-----	PLATE, brush	1	ea
06-2		2920-741-3318	G741-7413318	DR-1921760 WO-119491	7413318	PLATE, brush, assy	1	ea
						Composed of :		
				DR-1917894	2 BUSHING		
				DR-1904516	2 HOLDER		
				DR-1916133	1 INSULATOR		
				DR-1916134	1 INSULATOR		
				DR-1916152	1 PIN		
				DR-1916153	1 PIN		
				DR-1921761	-----	1 PLATE		
				DR-1916154	1 RIVET		
				DR-1916155	1 RIVET		
				DR-1916541	2 SUPPORT		
				DR-1916157	1 WASHER		
				DR-1916158	-----	2 WASHER		
06-2		5310-741-3319	G741-7413319	DR-1921747 WO-119496	7413319	NUT, sp, S, cd-pltd, No. 10-32NF-2	2	ea
06-2	H1		H101-0453464	-----	453464	SCREW, mach, rd-hd , S, cd- or dichromate-pltd, No. 10-32NF-2A x	2	ea
06-2	H1		11101-0453296	-----	453296	WASHER, lock, med, S, cd- pltd, No. 10.....	2	ea
				DR-1921773 WO-119545	PLATE, name	1	ea
				DR-1914906 WO-119019	RIVET	4	ea
06-2		2920-753-8783	G742-7538783	DR-1916413 WO-118904	7538783	PLATE, retn, commutator end head bearing, w/SPRING	1	ea
06-2	H1		H101-0453282	453282	SCREW, mach, fil-hd , S, cd-pltd, No. 10-24NC-2A x	6	ea
06-2	H1		11101-0453474	453474	WASHER, lock, ext-teeth, reg, S, cd-pltd, No. 10	6	ea

(1) ILLUSTRATION NO.	(2) REFER- ENCE SYMBOLS	(3) FEDERAL STOCK NO.	(4) ORDNANCE STOCK NO.	(5) MFR'S PART NO.	(8) ORDNANCE PART NO.	(7) DESCRIPTION	(8) QUANTITY INCOR- PORATED IN UNIT	(9) UNIT OF ISSUE
GROUP 06—ELECTRICAL SYSTEM—Continued								
0601.3—GENERATOR (24-VOLT) (DELCO-REMY)								
—Continued								
06-2	2920-753-8760	G742-7538760	DR-1916137 WO-118905	7538760	PLATE, retn, drive end head bearing.....	1	ea
06-2	H1	H101-0453281	453281	SCREW, mach, rd-hd, S, cd-pltd, No. 8-32NC-2A x $\frac{5}{16}$ "	4	ea
06-2	H1	H101-0453473	453473	WASHER, lock, ext-teeth, med, S, cd- or dichromate-pltd, No. 8	4	ea
06-2	H6	011-8831	H006-0283192	118831	PLUG, PIPE, sltd, hdls, br, pl-fin , $\frac{1}{8}$ -27NPT (field frame)	1	ea
06-2			G742-7391017	DR-1916139 WO-118906	7391017	PLUG, rd-hd, sltd, S, cd-pltd, 1% OD, 1$\frac{3}{8}$-12NF-2 (field coil frame inspection)	1	ea
06-2	2805-737-5071	G740-7375071	DR-1919234 AL-SP992 WO-118824	7375071	PULLEY, drive.....	1	ea
06-2	Hi	H101-0453327	453327	NUT, lock, hex, sltd, S, zn- or dichromate-pltd , $\frac{1}{2}$ -20NF-2	1	ea
		5310-368-4943	G741-7374866	DR-1918043 WO-118908	7374866	WASHER, FLAT, plain, S, zn-pltd, $\frac{1}{4}$ " ID, $1\frac{1}{4}$ " OD, $\frac{3}{32}$ " thk (superseded by WASHER 120396)	1	ea
06-2	H1	H001-7043801	120396	WASHER, FLAT, S, cd- or zn-pltd , $\frac{1}{4}$ " ID, $1\frac{1}{8}$ " OD, 0.095 thk (supersedes WASHER 7374866)	1	ea
06-2	5930-738-8319	G260-7388319	DR-1916007 WO-118909	7388319	RECEPTACLE, wtrprf, box mtg No. 22 shell, female socket insert, one No. 12 and two No. 8 cable contacts, assy (terminal)	1	ea
06-2	H1	H101-0453847	453847	SCREW, mach, fil-hd, S, zn- or dichromate-pltd, No. 8-32NC-2A x $\frac{1}{8}$ "	4	ea
06-2	H1	H101-0453299	453299	WASHER, lock, med, S, cd- or dichromate-pltd, No. 8.	4	ea
				DR-1916154 DR-1916155	RIVET, brush plate.....	1	ea
				RIVET, brush plate.....	1	ea
	H1	H101-0453281	453281	SCREW, mach, rd-hd, S, cd-pltd, No. 8 (0.164) 32NC x $\frac{3}{4}$ " (field coil ground cable)	1	ea
06-2	H1	-----	H101-0453299	453299	WASHER, lock, med, S, cd- or dichromate-pltd, No. 8.	1	ea
06-2			G742-7538786	DR-1916642 WO-119011	7538786	SEAL, PLAIN, ENCASED, oil and water, drive end head.	1	ea
06-2	H1	H101-0453281	453281	SCREW, mach, rd-hd, S, cd-pltd, No. 8-32NC-2A x $\frac{5}{16}$ "	4	ea
06-2	H1	H101-0453473	453473	WASHER, lock, ext-teeth, S, cd- or dichromate-pltd , No. 8	4	ea
06-2				DR-1921755 WO-119485	SHOE, pole.....	4	ea

06-2	H1		H101-0453308		453308	SCREW, mach, fl-hd, cross-recess, S, cd- or dichromate-pltd, $\frac{3}{16}$ -24NF-2A x	8	ea
06-2		2920-753-8785	G742-7538785	DR-1916419 WO-118912	7538785	SPACER, bearing (commutator end head)	1	ea
06-2			G741-7413315	DR-1916542 WO-119493	7413315	SPRING, brush.....	2	ea
				DR-1916416 DR-1916541 WO-649816		SPRING, collector	1	ea
		2920-737-5389	G740-7375389	7375389	SUPPORT, brush, plate	2	ea
		022-7477	H101-0227477	227477	SUPPORT, mounting	1	ea
	H1	5310-012-0382	H001-7025741	120382	BOLT, mach, hex-hd, s-fin, alloy-S, $\frac{3}{8}$ -16NC-2 x	2	ea
06-2		5310-753-8767	G742-7538767	DR-1916160 WO-118914	7538767	WASHER, lock, med, S, cd- or zn-pltd, in	2	ea
				DR-1916157 DR-1916158		WASHER, br, 0.191 ID, 0.359 OD, 0.023 thk (brush arm).	2	ea
	H1		H001-7025561	131044	WASHER, brush plate.....	1	ea
					WASHER, brush plate	2	ea
06-2		5310-753-8787	G742-7538787	DR-1916643 WO-118915	7538787	WASHER, lock, med, 5, cd- or zn-pltd, No. 6 (0.138) (common head)	2	ea
				DR-1915853 WO-118999	7538777	WASHER, spacing, bearing (drive end head).....	1	ea
06-2		6115-753-8762	G742-7538762	DR-1916141 WO-118998	7538762	WINDING, GENERATOR FIELD, lower left.....	1	ea
06-2		6115-753-8763	G742-7538763	DR-1916143 WO-118997	7538763	WINDING, GENERATOR FIELD, lower right.....	1	ea
06-2			G742-7538761	DR-1916140 WO-118996	7538761	WINDING, GENERATOR FIELD, upper left	1	ea
						WINDING, GENERATOR FIELD, upper right	1	ea
0602—GENERATOR REGULATOR (24-VOLT)								
06-3				AL-VBC1029	ARMATURE, circuit breaker	1	ea
06-3				AL-VBC1061	ARMATURE, current regulator	1	ea
06-3				AL-VBC1080	ARMATURE, voltage regulator	1	ea
06-3	H1		H101-0131966	131966	SCREW, fil-hd, Sems type, No. 8-32NC x $\frac{1}{16}$	6	ea
06-3	H1	013-1015	H001-7043591	131015	WASHER, FLAT, med, S, cd- or zn-pltd, No. 8	6	ea
06-3		2920-737-4917	G741-7374917	AL-VBC1055 WO-118793	7374917	BASE, insulating	1	ea
06-3	H1	013-2908	H001-5148851	132908	SCREW, mach, rd-hd, S, cd- or zn-pltd, No. 10-32NF-2A x	6	ea
06-3	H1	5310-012-0391	H001-7043621	120391	WASHER, FLAT, med, S, cd- or zn-pltd, in	4	ea
		2920-737-4918	G741-7374918	AL-VBC1040S WO-118787	7374918	BASE, w/name PLATE, assy (includes RECEPTACLE, RECTIFIER, RESISTOR, TERMINAL, and FILTER)	1	ea
06-8	H1	042-4632	H101-0424632	424632	BOLT, INTEGRAL LOCK WASHER, S, ext-teeth, rd-hd, sltd, cd- or zn-pltd, $\frac{1}{4}$ -28NF-2 x $\frac{3}{8}$ (filter terminal)	2	ea

(1)	(2)	(3)	(4)	(5)	(6)	(7)		(9)
ILLUSTRATION NO.	REFERENCE SYMBOLS	FEDERAL STOCK NO.	ORDNANCE STOCK NO.	MFR'S PART NO.	ORDNANCE PART NO.	DESCRIPTION	QUANTITY INCORPORATED IN UNIT	UNIT OF ISSUE
						GROUP 06—ELECTRICAL SYSTEM—Continued		
						0602—GENERATOR REGULATOR (24-VOLT)		
						—Continued		
06-3			AL-VRA1060A	BRACKET, adj, air gap, current and voltage regulators...	2	ea
				AL-X3050SCREW, fil-hd, Sems type, No. 8-32NC x	4	ea
06-3	H1	013-1015	H001-7043591	131015	WASHER, FLAT, med, S, cd- or zn-pltd, No.	4	ea
06-3	2920-737-4822	G741-7374822	AL-VBC19	7374822	BRACKET, current regulator core resistor.....	1	ea
				WO-118753				
06-3	2920-737-4823	G741-7374823	AL-VBC43	7374823	BRACKET, mounting (regulator)	2	ea
				WO-118757				
06-3	H1	018-7979	H101-0187979	187979	BOLT, INTEGRAL LOCK WASHER, hex-hd, S, cd- or zn-pltd, 1/4-20NC-2 x	4	ea
06-3	2920-737-4921	G741-7374921	AL-VBC21	7374921	BRACKET, voltage regulator core resistor	1	ea
				WO-118754				
06-3	5925-737-4945	G741-7374945	AL-VBC3070	7374945	BREAKER, circuit, assy	1	ea
				WO-118795				
06-3	H1	050-3342	H001-0725250	503342	NUT, SELF-LOCKING, HEXAGON, safety, br, 1/4-28NF-3 (critical installations)	1	ea
		5310-737-5357	G740-7375357	AL-VAD176	7375357	WASHER, FLAT, S, cd- or zn-pltd, 1/4 in. (super-	1	ea
				WO-117017		seded by WASHER 446187)		
06-3	H1	H101-0446187	446187	WASHER, FLAT, S, 7/64 ID, 1/4 OD, 0.049 thk (super-	1	ea
						sedes WASHER 7375357)		
				AL-GAA35A	BUSHING, insulating, circuit breaker contact bracket	2	ea
06-3				AL-VBC23	8393092	BUSHING, insulating (resistor attaching)	1	ea
				WO-118762				
06-3	5910-737-4919	G741-7374919	AL-XA770	7374919	CAPACITOR, assy	1	ea
				WO-118775				
06-S				AL-VBC40	8673471	CASE.....	1	ea
				WO-118764				
06-3	2920-737-4920	G741-7374920	AL-VBC1016	7374920	CHOKE, radio suppression (rf).....	1	ea
				WO-118786				
06-3	H1	H001-0725140	503240	NUT, safety, br, No. 8 (0.164)-32NC-2 (supersedes NUT 7347560)	1	ea
		5310-734-7560	G741-7347560	AL-XA766	7347560	NUT, SELF-LOCKING, HEXAGON, elastic stop, No. 8-32NC (superseded by NUT 503240)	1	ea
				WO-118774				
06-3	2920-362-3284	G741-7348949	AL-VBA46	7348949	CONNECTOR, bar, series coil	1	ea
				WO-A9052				
				AL-VAD 1118	CONTACT, stationary, circuit breaker	1	ea

06-3		2920-737-4825	G741-7374825	AL-VBC2 WO-118752	7374825	COVER.....	1	ea
06-3	H1	012-7651	H101-0127651	-----	127651	BOLT, MACHINE, hex-hd, slotted, S, cd- or zn-pltd, No. 10-32NF-2 x	6	ea
06-3		2920-737-4922	G741-7374922	AL-VBC31 WO-118756	7374922	CUSHION, mtg bracket, w/STUD, assy -----	4	ea
06-3		2920-737-4923	G741-7374923	AL-XA783 WO-118771	7374923	FILTER, radio suppression, assy.....	1	ea
06-3	H1	017-8469	H101-0178469	-----	178469	BOLT, INTEGRAL LOCK WASHER, rd-hd, sltd, ext-teeth, No. 10 (0.190)-32NF-2 x	1	ea
			G244-7716562	AL-XA767 WO-118769	7716562	GASKET, receptacle mtg (superseded by GASKET AL-XA767A)	2	ea
06-3				AL-XA767A WO-119998	-----	GASKET, receptacle mtg (supersedes GASKET 7716562)	2	ea
				AL-VAD116A AL-VAD117A	-----	INSULATOR, inner circuit breaker contact -----	1	ea
06-3				AL-VBC25 WO-118763	8393093	INSULATOR, outer circuit breaker contact.	1	ea
06-3				AL-VBC46 WO-118758	8393090	LEAD, assy (base) -----	1	ea
06-3				AL-VBC47 WO-118766	8393095	LEAD, assy (cutout relay to fillerette terminal) -----	1	ea
				AL-XA699 WO-118768	-----	LEAD, 2 1/4 lg (base) -----	1	ea
06-3				AL-XA699A WO-119478	-----	NUT, hex, elastic stop, No. 10-32NF (lead connection (3), resistor mtg (1)) (superseded by NUT AL- XA699A)	4	ea
		5330-737-4964	G741-7374964	AL-XA744N WO-118772	7374964	NUT, hex, elastic stop, No. 10-32NF (lead connection (3), resistor mtg (1)) (supersedes NUT AL-XA699)	4	ea
06-3	H2		H002-0546896	-----	546896	PACKING, PREFORMED, "O" ring, 6% OD (cover) (superseded by PACKING 546896)	1	ea
06-3				AL-VBC42 WO-118765	8393094	PACKING, PREFORMED, "O" ring, class B material (high flexibility), 6 OD, thk (supersedes PACK- ING 7374964)	1	ea
06-3	H1	017-8469	H101-0178469	-----	178469	PLATE, SHIELD (filter terminal) -----	1	ea
06-3	H6	044-4614	H106-0444614	-----	444614	BOLT, INTEGRAL LOCK WASHER, rd-hd, sltd, ext-teeth, S, cd- or zn-pltd, No. 10 (0.190)- 32NF-2 x%	2	ea
06-3		2920-737-4924	G741-7374924	AL-VBC1036A WO-118788	7374924	PLUG, PIPE, hex, br, cd- or zn-pltd, 1/8- 27NPT (regula- tor drain)	1	ea
06-3		2920-737-4925	G741-7374925	AL-VBC1044 WO-118789	7374925	RECEPTACLE, base, assy -----	1	ea
06-3				AL-X3051 WO-118791	-----	RECEPTACLE, w/CABLE, assy -----	1	ea
						SCREW, fil-hd, Sems type, No. 8-32NC x 7/f6.....	8	ea

(1)	(2)	(3)	(4)	(5)	(8)	(7)	(8)	(9)
ILLUSTRATION NO.	REFERENCE SYMBOLS	FEDERAL STOCK NO.	ORDNANCE STOCK NO.	MFR'S PART NO.	ORDNANCE PART NO.	DESCRIPTION	QUANTITY INCORPORATED IN UNIT	UNIT OF ISSUE
						GROUP 06—ELECTRICAL SYSTEM—Continued		
						0602 — GENERATOR REGULATOR (24-VOLT)		
						—Continued		
06-3	2920-737-4960	G741-7374960	AL-XA782 WO-118770	7374960	RECTIFIER, radio suppression	1	ea
06-3	H1	017-8469	H101-0178469	178469	BOLT, INTEGRAL LOCK WASHER, rd-hd, sltd, ext-teeth, S, cd- or zn-pltd, No. 10 (0.190)-32NF-2 x 3/8	2	ea
06-3	2920-737-4943	G741-7374943	AL-VBC3008 WO-118794	7374943	REGULATOR, current, assy	1	ea
06-3	H1	050-3342	H001-0725250	503342	NUT, SELF-LOCKING, HEXAGON, safety, br, 1/4-28NF-3 (critical installations)	1	ea
06-3	2920-752-4309	G741-7524309	AL-VBC4002 WO-800127	7524309	REGULATOR, generator, assy	1	ea
06-3	Hi	042-6894	H101-0426894	426894	NUT, PLAIN, HEXAGON, jam, s-fin, S, 1/4-18NC-2....	4	ea
06-3	H1	H101-0221177	221177	WASHER, LOCK, reg, S, tinned, 1/8 in.....	4	ea
06-3	2920-737-4944	G741-7374944	AL-VBC3071 WO-118796	7374944	REGULATOR, voltage, assy	1	ea
06-3	H1	050-3342	H001-0725250	503342	NUT, SELF-LOCKING, HEXAGON, safety, br, 1/4-28NF-3 (critical installations)	1	ea
06-3	5905-737-4961	G741-7374961	AL-VRP100C WO-118776	7374961	RESISTOR, carbon (15 ohm)	1	ea
06-3	G758-8332078	AL-VRP100K WO-119479	8332078	RESISTOR, carbon (400 ohm) - - - - -	1	ea
06-3	H1	5305-012-0628	H001-5151031	120628	SCREW, MACHINE, rd-hd, S, cd- or zn-pltd, 1/4-20NC-2 x	4	ea
06-3	H1	013-1015	H001-7043591	131015	WASHER, fl, med, S, cd- or zn-pltd, No. 8	4	ea
06-3	AL-VBC22 WO-118761	8393091	RESISTOR, carbon, button type.....	1	ea
06-3	AL-EWD62 WO-118759	8672285	WASHER, INSULATING	1	ea
06-3	AL-XA699A WO-119478	NUT, hex, elastic stop, No. 10-32NF	1	ea
06-3	H1	013-2923	H001-5148891	132923	SCREW, mach, rd-hd , S, cd- or zn-pltd, No. 10-32NF-2A x1	1	ea
06-3	H1	5310-011-6090	H001-1522005	116090	WASHER, FLAT, med, br, 1/4 ID, OD, 0.049 thk....	1	ea
06-3	5305-737-5371	G740-7375371	WO-118724	7375371	SCREW, int-teeth lock washer, fil-hd , No. 10-32NF x 1 1/4 (lead connection)	2	ea
06-3	AL-X3055 WO-118800	SCREW, int-teeth lock washer, fil-hd , No. 10-32NF x 1 1/4 (lead connection)	2	ea

06-3	5305-362-3305	G502-7702665	AL-VRA16	7702665	SCREW, mach, br, No. 10-48NS-2 x	3	ea
06-3	5310-770-2608	G507-7702608	AL-VRA15	7702608	NUT, knurled, br, No. 10 (0.190)-48NS	3	ea
06-3	5340-362-3308	G507-7702645	AL-VRA84	7702645	SPRING, extn, corr-res-S , 0.048 dia stk, 0.302 OD, 1$\frac{1}{16}$ lg (voltage regulator armature) (M5)	1	ea
06-3	5340-362-3307	G507-7702646	AL-VRA17	7702646	SPRING, extn, corr-res-S , 0.048 dia stk, 14 coils, 0.320 ID, 1$\frac{1}{16}$ lg (M5) (current regulator and circuit breaker armature) (M5)	2	ea
06-3	6150-737-4965	G741-7374965	AL-VBC30 WO-118755	7374965	STRAP, ground	4	ea
06-3			AL-VBC18 WO-118760	8672286	TERMINAL, resistor	1	ea
0603 -STARTER							
06-4		G741-8328057	AL-M CZ2006F WO-119636	8328057	ARMATURE, assy	1	ea
06-5			AL-MCZ69		BASE, switch	1	ea
			AL-MCZ1069 WO-119638		BASE , switch, assy	1	ea
06-4	3120-362-1368	G741-5346762	AL-MP41A WO-119631	5346762	BEARING, bushing type, bz (pinion housing)	1	ea
06-5		G741-8328065	AL-MCZ1065 WO-119639	8328065	BLADE, switch, w/ PLUNGER , assy	1	ea
06-4			AL-MCS1034S WO-119635		BRUSH, grounded (plate)	2	ea
06-4			AL-MCS12 WO-119610		BRUSH, insulated (frame and field)	1	ea
	5975-736-9889	G741-7369889	AL-MCS2012S WO-119768	7369889	BRUSH SET, starter Composed of: 2 BRUSH 2 BRUSH	1	ea
06-5			AL-MCS1034S AL-MCS12 AL-MCS69 WO-119621		BUSHING, insulating (terminal stud)	2	ea
06-5			AL-MCS67 WO-119620		BUSHING, terminal stud	2	ea
06-4		G740-8328139	AL-MCL3161A WO-118645	8328139	CLUTCH, starter, assy	1	ea
06-4		G740-8328140	AL-MCZ64 WO-119612	8328140	CONNECTOR, switch to field coil	1	ea
06-4		G741-8328056	AL-MCS2079S WO-119632	8328056	FRAME, w/field COILS, assy	1	ea
	5330-521-4539	G508-5214539	LO-FC602 WO-637604	5214539	GASKET, cop, 0.510 ID, $\frac{3}{16}$ OD, $\frac{1}{16}$ thk (starter to bell housing)	2	ea
		G740-8328141	WO-804396	8328141	GASKET, starter	1	ea
06-5		G741-8328062	AL-MCZ66 WO-119614	8328062	GASKET, switch cover	2	ea

(1)	(2)	(3)	(4)	(5)	(6)	(7)	(8)	(9)
ILLUSTRATION NO.	REFERENCE SYMBOLS	FEDERAL STOCK NO.	ORDNANCE STOCK NO.	MFR'S PART NO.	ORDNANCE PART NO.	DESCRIPTION	QUANTITY INCORPORATED IN UNIT	UNIT OF ISSUE
GROUP 06—ELECTRICAL SYSTEM—Continued								
0603—STARTER—Continued								
06-5	5330-737-4930	G741-7374930	AL-MCS78 WO-119622	7374930	GASKET, terminal stud	2	ea
06-4			G740-8328135	AL-MCS1083 WO-119633	8328135	HEAD, commutator end, w/BEARING, assy	1	ea
06-4	H1	013-1970	H001-5125851	131970	SCREW, mach, fil-hd, 5, cd- or zn-pltd, No. 8-32NC-2A x	6	ea
06-4	H1	5310-042-6678	11101-0426678	426678	WASHER, lock, med, S, tin-pltd, No. 8	6	ea
06-4			G740-8328136	AL-PS1310 WO-119649	8328136	HOUSING, drive pinion	1	ea
06-4	H1	H101-0271122	271122	SCREW, hex-hd, S, cd-pltd, No. 8-32NF-2 x $\frac{1}{16}$	6	ea
06-4	H1	5310-042-6678	H101-0426678	426678	WASHER, LOCK, med, S, tin-pltd, No. 8.....	6	ea
06-5			AL-MCZ73 WO-119623	HOUSING, switch terminal	1	ea
06-5	H1	H001-5127351	120216	SCREW, fil-hd , S, cd-pltd , No. 10-32NF-2 x %	4	ea
06-5	H1	5310-043-1680	H101-0431680	431680	WASHER, lock, reg, S, tin-pltd , No. 10	4	ea
06-5			G741-8328061	AL-MCZ62 WO-119613	8328061	INSULATOR, switch.....	2	ea
			G740-8328144	AL-MCZ1072 WO-119646	8328144	LEVER, shifting yoke shaft (superseded by LEVER AL-MCZ1075)	1	ea
06-4			AL-MCZ1075 WO-120252	LEVER, shifting yoke shaft (supersedes LEVER 8328144).	1	ea
06-4	H1	012-4543	11001-0518010	124543	KEY, WOODRUFF, ni-S, % x % (No. 404 or 3)	2	ea
06-4	H1	013-7185	H001-4417731	137185	PIN, cotter, split, S, $\frac{1}{8}$ x 1	1	ea
06-4	5310-734-7571	G741-7347571	AL-X1379 WO-119643	7347571	NUT, hex, cop or br, $\frac{3}{8}$ - 16NC-2 (terminal stud).....	1	ea
06-4	112	054-6875	H002-0546875	546875	PACKING, preformed, "0" ring, synthetic ru, 3% ID, 3% OD (commutator end head (1), pinion housing (1))	2	ea
06-4	H2	050-1220	11002-0501220	501220	PACKING, preformed, synthetic ru, % ID, $\frac{1}{2}$ OD (shifting yoke shaft)	1	ea
18-6	2920-776-0417	G740-7760417	WO-801797	7760417	PEDAL, starter switch	1	ea
	H1	H101-0271172	271172	NUT, hex, w/ext-teeth lock washer, Keps type, $\frac{1}{4}$ - 20NC-2	3	ea
	H1	012-0854	H001-5417601	120854	SCREW, mach, hex-hd, S, cd- or zn-pltd, $\frac{1}{4}$ - 20NC-3 x%	3	ea
	H1	5310-012-0386	H001-7045531	120386	WASHER, FLAT, S, cd- or zn-pltd, $\frac{3}{16}$ ID, $\frac{3}{4}$ OD, 0.065 thk	3	ea

06-4I.....	2920-737-4938	G741-7374938	AL-MCS-1278 WO-119634	7374938	PLATE, w/BRUSH and SPRING, assy	1	ea
06-4	H1	5305-013-3482	H001-5087931	133482	SCREW, mach, fl-hd, S, cd- or zn-pltd , No. 8-32NC-2A x	4	ea
06-5	H6	011-8831	H006-0283192	118831	PLUG, pipe, sLtd , hdls, br, pl-fin , $\frac{1}{8}$ -27NPT (field frame).	1	ea
06-5				AL-MCS57 WO-119618	RETAINER, S, cd-pltd, 0.502 ID, 0.792 OD, 0.080 thk (terminal stud gasket)	2	ea
06-4			G741-8328071	AL-MCZ49 WO-119627	8328071	RETAINER, shifting yoke shaft.....	1	ea
06-4		I.....	AL-19X1888 WO-119829	SCREW, mach, fil-hd, S, cd-pltd, No. 8-32NC x	1	ea
06-4	H1	5310-042-6678	H101-0426678	-----	426678	WASHER, lock, med, S, tin-pltd, No. 8	1	ea
06-4I.....	2920-358-7400	G741-7374940	AL-MCS46A WO-119629	7374940	RETAINER, snap ring (also known as pinion STOP).	1	ea
06-5			G741-8328063	AL-MCZ70 WO-119615	8328063	RETAINER, spring, switch base.....	1	ea
06-4I.....	5340-734-7572	G741-7347572	AL-MCS47A WO-119630	7347572	RING, retn, snap, S, cd-pltd, (retainer and pinion stop)...	1	ea
06-4				AL-19X3168 WO-119766	SCREW, cap, hex-hd, S, cd-pltd, $\frac{5}{16}$ -24NF-2 x $1\frac{1}{16}$ (plunger adj)	1	ea
06-4	H1	012-4920	H001-4185561	124920	NUT, plain, hex, lt, s-fin, S, cd- or zn-pltd, $\frac{5}{16}$ -24NF-2.	1	ea
06-5			G741-8328066	AL-XA744S WO-119617	8328066	SEAL, "O" ring, % OD (switch plunger)	1	ea
06-4			G741-8328067	AL-MCZ77 WO-119628	8328067	SHAFT, shifting yoke	1	ea
06-4I.....	5340-358-7657	G740-7375301	AL-MZ19A WO-117861	7375301	SPRING, brush holder.....	4	ea
06-5			G741-8328064	AL-MCZ71 WO-119616	8328064	SPRING, switch blade.....	1	ea
			G758-8329740	DR-X10483 WO-804758	8329740	STARTER, assy (24 v, wtrprf) (optional w/STARTER 8328132)	1	ea
01-2,4, 06-4			G740-8328132	AL-MCZ4001UT WO-804376	8328132	STARTER; assy (24 v, wtrprf) (optional w /STARTER 8329740)	1	ea
			G508-5214539	WO-637604	A214539	GASKET, cop, 0.510 ID, $\frac{7}{16}$ OD, $\frac{1}{32}$ thk ((1) under SCREW 120426, (1) under NUT 503323)	2	ea
	H1	050-3323	H001-4040581	503323	NUT, self-locking, hex, S, cd- or zn-pltd,	1	ea
	H1	H001-5458841	124378	SCREW, cap, hex-hd, S, cd- or zn-pltd, $\frac{1}{2}$ -20NF-3 x	1	ea
	H1	012-0426	H001-5423761	120426	SCREW, mach, hex-hd, S, cd- or zn-pltd, $\frac{1}{2}$ -13NC-3 x	1	ea
	H1I.....	H101-0451975	451975	SCREW, mach, hex-hd, w/spring lock washer, 8, cd- or zn-pltd, $\frac{5}{16}$ -18NC x	1	ea
	H1	5310-012-0384	H001-7025801	120384	WASHER, lock, med, S, cd- or zn-pltd, in.....	1	ea

(1)	(2)	(3)	(4)	(5)	(6)	(7)	(8)	OD
ILLUSTRATION NO.	REFERENCE SYMBOLS	FEDERAL STOCK NO.	ORDNANCE STOCK NO.	MFR'S PART NO.	ORDNANCE PART NO.	DESCRIPTION	QUANTITY INCORPORATED IN UNIT	UNIT OF ISSUE
GROUP 06—ELECTRICAL SYSTEM—Continued								
0603 —STARTER —Continued								
06-5				AL-MCZ1060		STUD, switch terminal	1	ea
				WO-119642				
06-5				AL-MCS63		INSULATOR	1	ea
				WO-119619				
06-4, 5		5310-734-7571	G741-7347571	AL-X1379	7347571	NUT, hex, cop or br, $\frac{3}{8}$ -16NC-2	1	ea
				WO-119643				
06-4, 5	H1	5310-043-2646	H101-0432646		432646	WASHER, lock, S, tin-fin, $\frac{3}{8}$ in	1	ea
		5310-734-7568	G741-7347568	AL-MN47B	7347568	WASHER, FLAT, S, cd-pltd, 0.380 ID, 0.625 OD, 0.042 thk (superseded by WASHER 446548)	1	ea
				WO-119624				
06-5	H1		H101-0446548		446548	WASHER, FLAT, S, cd- or zn-pltd, % ID, % OD, 0.065 thk (supersedes WASHER 7347568)	1	ea
06-5				AL-MCS1060		STUD, switch terminal	1	ea
				WO-119641				
06-5		5310-734-7571	G741-7347571	AL-X1379	7347571	NUT, hex, cop or br, $\frac{3}{8}$ -16NC-2	1	ea
				WO-119643				
06-5	H1	013-4570	H001-4133820		134570	NUT, plain, hex, br, $\frac{3}{8}$ -16NC-2	1	ea
06-5				AL-MC863		INSULATOR	1	ea
				WO-119619				
06-4, 5	H1	5310-043-2646	H101-0432646		432646	WASHER, lock, S, tin-fin, $\frac{3}{8}$ in	2	ea
		5310-734-7568	G741-7347568	AL-MN47B	7347568	WASHER, flat, S, cd-pltd, 0.380 ID, 0.625 OD, 0.042 thk (superseded by WASHER 446548)	1	ea
				WO-119624				
06-5	H1	-----	H101-0446548	-----	446548	WASHER, flat, S, cd- or zn-pltd, $\frac{3}{8}$ ID, $\frac{3}{4}$ OD, 0.065 thk (supersedes WASHER 7347568)	1	ea
			G740-8328133	WO-804362	8328133	SUPPORT, mounting -----	1	ea
	H1		H101-0451976		451976	SCREW, mach, hex-hd, w/spring lock washer, S, cd- or zn-pltd, %-16UNC-2A x	1	ea
06-4, 5			G740-8328134	AL-MCZ2073	8328134	SWITCH, assy	1	ea
				WO-119637				
06-4				AL-19X709		SCREW, mach, fil-hd, S, cd-pltd, No. 10-32NF x $\frac{1}{16}$	4	ea
				WO-117904				
06-4	H1	5310-043-1680	H101-0431680		431680	WASHER, lock, reg, S, tin, No. 10 (switch mounting screw)	4	ea
				AL-MCZ1073		TERMINAL, switch, assy	1	ea
				WO-119640				
06-4	H1	5310-043-2646	H101-0432646	-----	432646	WASHER, lock, S, tin-fin, $\frac{3}{8}$ in. (terminal)	1	ea
		3120-530-8275	G507-5308275	AL-MU54	5308275	WASHER, thrust, armature (commutator end) (0.0312 thk)	1	ea
				WO-109455				

		3120-534-6760	G502-5346760	AL-MU54B WO-117337	5346760	WASHER, thrust, armature (commutator end) (0.045 thk)		ea
06-4			G741-8328058	AL-MU54L WO-119596	8328058	WASHER, thrust, armature (commutator end) (0.0625 thk)	1	ea
06-4	3120-736-9888	G741-7369888	AL-MN18A WO-119611	7369888	WASHER, thrust, armature (drive end)	1	ea
06-4			G507-5308307	AL-MAD110 WO-117858	5308307	WICK, felt, commutator end head bearing	1	ea
06-4			G741-8328069	AL-MCZ2050 WO-119647	8328069	YOKE, assy (clutch)	1	ea
0604.1—DISTRIBUTOR								
06-6	2920-737-5372	G740-7375372	AL-IAU20 WO-118729	7375372	ARM, spark advance control	1	ea
06-6	H1	021-4002	H001-5025521		214002	BOLT, MACHINE, hex-hd, S, cd- or zn-pltd, 20NC-2 x	1	ea
06-6	H1	5310-012-0387	H001-7045561		120387	WASHER, FLAT, plain, S, zn-pltd, ID, OD, thk	1	ea
06-6	H1	5310-043-1543	H101-0431543		431543	WASHER, LOCK, h-, S, tin-pltd, 1/4 in.	1	ea
06-6			G758-8329785	AL-IAU2064S2 WO-120202	8329785	BASE, w/BEARING, assy	1	ea
					542109	Composed of:		
					7347547	2 BUSHING		
					7351671	1 PLUG		
				AL-IAU10	1 SEAL		
					7346969	1 WASHER		
		2920-353-7248	G502-7329386	AL-IGC1149	7329386	1 WASHER		
06-6	Hi	H001-2010620		7329386	BRACKET, stationary, contact -----	1	ea
					542109	BUSHING, bz, ID, OD, 1 lg (base)	2	ea
				AL-RX2781	-----	CABLE, breaker lever to coil, 4 3/8 lg -----	1	ea
06-6	2920-737-5378	G740-7375378	AL-IAU1100L WO-118718	7375378	CAM, breaker, w/stop PLATE (welded)	1	ea
06-6	2920-353-7206	G740-7375377	AL-IAU1048 WO-118717	7375377	CAP, distributor	1	ea
06-6	H1	H101-0455219		455219	SCREW, mach, w/int-teeth-lock washer, fil-hd, S, cd- or zn-pltd, Sems type, No. 8-32NC-2 x 1	3	ea
				AL-IAU2076L	-----	CAPACITOR, breaker plate -----	1	ea
				AL-XA790	CAPACITOR, receptacle		
06-6			G768-8329784	AL-IAU1065 WO-119058	8329784	CAPACITOR, w/TERMINAL, assy (receptacle)	1	ea
				AL-XA790	-----	Composed of:		
				AL-IGB26	1 CAPACITOR		
					1 TERMINAL		

(1) ILLUSTRATION NO.	(2) REFERENCE SYMBOLS	(3) FEDERAL STOCK NO.	(4) ORDNANCE STOCK NO.	(5) MFR'S PART NO.	(6) ORDNANCE PART NO.	(7) DESCRIPTION	(8) QUANTITY INCORPORATED IN UNIT	(9) UNIT OF ISSUE
GROUP 06—ELECTRICAL SYSTEM—Continued								
0604.1 — DISTRIBUTOR —Continued								
06-6	5910-358-6842	G741-7374881	AL-IAU3076L WO-118720	7374881	CAPACITOR, w/TERMINAL, assy (contact points) Composed of: 1 CAPACITOR 1 TERMINAL	1	ea
06-6	H1	H101-0455209	AL-IAU2076L AL-IGB132	455209	SCREW, mach, w /int-teeth lock washer, fil-hd , S, cd- or zn-pltd , No. 6-32NC-2A x $\frac{3}{16}$	1	ea
06-6	2920-362-2996	G507-5346775	AL-IG676 WO-A1663	6346775	CLIP, breaker lever spring	1	ea
06-6	H1	H101-0583842	583842	SCREW, MACH, hex-hd, S, ed- or zn-pltd , No. 6-32NC-2 x $\frac{5}{16}$	1	ea
06-6	H1	013-1014	H001-7043561	131014	WASHER, FLAT, med, S, cd- or zn-pltd , $\frac{1}{2}$ ID, \times OD, 0.049 thk	1	ea
06-6	H1	H101-0500494 G758-8329605	AL-IAU6 WO-119053	600494 8329605	WASHER, lock, lt , S, tin-pltd, No. 6	1	ea
06-6	2920-737-4882	G741-7374882	AL-CT4002 WO-118712	7374882	CLIP, lead cable, hole for No. 8 screw	2	ea
06-6	2920-366-6480	G741-7351133	AL-IGS19S WO-117091	7351133	COIL , ignition (see subgroup 0605)	1	ea
06-6	H1 H6	011-2011	H001-0829596 H006-0214310	112011 137404	PIN, stght, hdls, cold-fin, S, X x %	1	ea
06-6	2920-353-7216	G740-7375373	AL-IAU49 WO-118733	7375373	CONNECTOR, flared tube, inverted, br, $\frac{3}{16}$ tube, \times male pipe end	2	ea
06-6	5305-737-5371	G740-7375371	AL-8X3029 WO-118724	7375371	COVER, distributor and coil, assy	1	ea
01-2, 4; 03-8; 06-6	H1	G758-7358569	DR-X20488 WO-808421	SCREW, int-teeth-lock washer, fil-hd, S, cd- or zn-pltd, No. 10-32NF x $\frac{11}{16}$	6	ea
				AL-IAU4006AUT WO-806380	7358569	DISTRIBUTOR, w/COIL, assy (optional w/DISTRIBUTOR 7358569)	1	ea
						DISTRIBUTOR, w/COIL, assy (optional w/DISTRIBUTOR DR-X20488)	1	ea
	H1	H101-9409107	9409107	BOLT, MACHINE, hex-hd , w/spring lock washer, S, cd- or zn-pltd , $\frac{1}{4}$ -20NC-2 x $\frac{5}{8}$	1	ea
06-6	H1	5310-012-0392 2920-737-5110	H001-7043681 G740-7375110	AL-IAH15 WO-117066	120392 7375110	WASHER, flat, light series, S, cd- or zn-pltd, X in..... GASKET, spark advance control arm	1 1	ea ea

06-6			G7'1-7374885	AL-IAU39 WO-118732	7374885	HOLDER, breaker plate	2	ea
06-6	2920-358-8182	G741-7374878	AL-IAU24 WO-118730 AL-RX2781 AL-IGB132 AL-IGB26	7374878	LEAD, ELECTRICAL, breaker lever to coil, assy Composed of: 1 CABLE ----- 1 TERMINAL ----- 1 TERMINAL	1	ea
06-6	H1	012-0614	11001-4135681	120614	NUT, PLAIN, HEXAGON, S, cd- or zn-pltd, No. 10-32NC-2	2	ea
06-6	H1	5310-043-1680	11101-0431680	431680	WASHER, LOCK, med, S, tin-pltd, No. 10	2	ea
06-6	H2	-----	11002-0501223	501223	PACKING, "O" ring, class B material (high flexibility) $\frac{3}{16}$ ID, $\frac{3}{4}$ thk (cover plug (1), receptacle mtg (1))	2	ea
06-6	H1	054-6880	11002-0546880	546880	PACKING, PREFORMED, "O" ring, syn-ru, 4% ID, 4 OD (cover)	1	ea
06-6	-----	2920-353-7204	G741-7374887	AL-IAU1004 WO-118714 AL-IAU2004	7374887	PLATE, breaker -----	1	ea
						PLATE, breaker, assy	1	ea
					7374881	Composed of: 1 CAPACITOR		
					5346775	1 CLIP		
					7374878	1 LEAD		
					7374887	1 PLATE		
					5346774	1 POINT SET		
				AL-IGC175	1 SCREW		
					131875	1 SCREW		
					131949	1 SCREW		
					113014	1 WASHER		
					500494	1 WASHER		
06-6	H1	11101-0591400	591400	SCREW, int-teeth-lock washer, fil-hd, S, cd- or zn-pltd, No. 10-32NF-2 x	2	ea
06-6	4730-353-7217	G741-7374888	AL-IAU54 WO-118735	7374888	PLUG, hex-hd, br, cd-pltd, $\frac{1}{16}$ - 18NF-2 (distributor end coil cover)	1	ea
06-6	H6	011-8831	H006-0283192	118831	PLUG, PIPE, sltd-hdls, br, pl-fin , $\frac{1}{8}$ - 27NPT (distributor base)	1	ea
06-6	2805-353-7215	G741-7347547	AL-IAU41 WO-118737	7347547	PLUG, sq-hd, washer, br, cd-pltd, No. 10-32NF-2 (base drain)	1	ea
06-6	2926-423-4553	G116-0400060 G507-5346774	AL-IGP3028 AL-IGP3028FS WO-A1687	----- 5346774	POINT, stationary contact	1	ea
						POINT SET, breaker.....	1	ea
					7329386	Composed of: 1 BRACKET		
06-6	H1	H101-0455210	AL-IGP3028	----- 455210	----- 1 POINT SCREW, mach, w/int-teeth lock washer, fil-hd, S, cd- or zn-pltd, Sems type, No. 8-32NC-2 x 9/6	1	ea

(1)	(2)	(3)	(4)	(5)	(6)	(7)	(8)	(9)
ILLUSTRATION NO.	REFERENCE SYMBOLS	FEDERAL STOCK NO.	ORDNANCE STOCK NO.	MFR'S PART NO.	ORDNANCE PART NO.	DESCRIPTION	QUANTITY INCORPORATED IN UNIT	UNIT OF ISSUE
GROUP 06—ELECTRICAL SYSTEM—Continued								
0604.1 —DISTRIBUTOR —Continued								
06-6		G758-8329786	AL-IAU63 WO-119055	8329786	RECEPTACLE, wiring harness, br, cd-pltd	1	ea
06-6	H1	H101-0455215	-----	455215	SCREW, int-teeth-lock washer, fil-hd, S, cd-pltd, No. 6-32NC-2 x 1 $\frac{1}{2}$	4	ea
06-6		5340-358-7638	G507-5346767	AL-IG680 WO-A1653	5346767	RING, retn, cam	1	ea
06-6		2920-353-7208	G740-7348578	AL-IAU1066 WO-118879	7348578	ROTOR.....	1	ea
06-6			G741-8328076	AL-IAU62 WO-119054	8328076	SEAL, connector terminal	1	ea
06-6	H13	11013-7351671	7351671	SEAL, oil, ML type, 0.756 OD, $\frac{1}{8}$ ID, 0.500 shaft dia (base)	1	ea
06-6		2920-737-5376	G740-7375376	AL-IAU1002L WO-118713	7375376	SHAFT, drive	1	ea
06-6		5310-534-6768	G507-5346768	AL-IGS99 WO-A1672	5346768	SPACER, S, 0.316 ID, 0.5625 OD, 0.150 thk (breaker cam to shaft weight plate)	1	ea
06-6		5340-353-7255	G740-7412960	AL-IGT69 WO-A1684	7412960	SPRING, anti-rattle, breaker cam	1	ea
06-6		2920-358-7826	G741-7374893	AL-IAU29 WO-118731	7374893	SPRING, cap.....	1	ea
06-6			2980-IGB-284 G136-7376393	AL-IGB284 AL-IGB284S WO-119988	----- 7376393	SPRING, governor weight	2	ea
						SPRING SET, governor weight	1	ea
						Composed of: -- 2 SPRING		
		5340-361-7935	G716-7347355	AL-IGB284 AL-IAT55 WO-637615 AL-IGB132	7347355	SPRING, tension, drive shaft.....	1	ea
						TERMINAL, cable, solder, eyelet dble-ear, hole for No. 10 screw (breaker plate capacitor (1), breaker plate to coil cable (1))	2	ea
				AL-IGB26	TERMINAL, cable, solder, roll, dble-ear , RH (receptacle capacitor (1), breaker plate to coil cable (1))	2	ea
06-6			AL-IAU10 WO-118736	WASHER, cork, $\frac{3}{16}$ ID, $\frac{1}{8}$ OD, $\frac{1}{16}$ thk (drive shaft)	1	ea
06-6		5310-358-8169	G741-7346969	AL-IAU42 WO-118738	7346969	WASHER, flat, cop, $\frac{3}{16}$ ID, $\frac{3}{8}$ OD, 0.032 thk (base drain plug)	1	ea

06-6		3120-858-8178	G741-7374895	AL-IAH13 WO-117064	7374895	WASHER, FLAT, thrust, 5, cd-pltd $\frac{1}{4}$ ID, $1\frac{1}{4}$ OD, thk (advance control plate)	1	ea	
06-6		5810-358-8168	G741-7374894	AL-IAU52 WO-118734	7374894	WASHER, neoprene, 34 ID, -- OD, thk (cap)	4	ea	
06-6		3120-360-4556	G507-5307283	AL-IG90 WO-106740	5307283	WASHER, thrust, S, 0.505 ID, 0.7968 OD, 0.032 thk (drive shaft, lower)	1	ea	
06-6		350-0843	G160-7980860	AL-IG813 WO-117090	7980860	WASHER, thrust , S, 0.505 ID, 1.0 OD, 0.032 thk (drive shaft, upper)	1	ea	
06-6		2920-495-3301	G503-7706790	AL-IGC2168L WO-A9314	7706790	WEIGHT, governor	2	ea	
06-6			G758-8329787	AL-GT97 WO-108874	8329787	WICK, oil, base (felt)	1	ea	
06-6		5330-362-1413 I	G507-5346784	AL-IGH28 WO-A1671	5346784	WICK, oil, cam sleeve, washer type, felt.	1	ea	
						0805--IGNITION COIL WIRING AND SPARK PLUGS			
06-7,11		...	G75F 8828449	GE-331B151 TI-C57901-2600 WO-806262	8328449	CABLE, distributor to spark plug, assy	4	ea	
					812337	Composed of:			
					7528197	1 CABLE			
					7528193	1 CONDUIT			
					7526949	2 FERRULE			
					7528187	2 INSULATOR			
					7526940	2 NUT			
					7526951	2 PIN			
					7526961	2 SLEEVE			
					812337	2 SPRING			
06-7	H5	H005-0812337	812337	CABLE, 5-mm high tension, 29% lg, AXS-1308 , rev 3, type 1, grade B, class 2, high-low temp, 0.191 min OD, 0.206 max OD	4	ea	
					7528200	CAP, shielding, spark plug cabl	8	ea	
					8329738	CLAMP, open, spark plug to oil filter mtg bracket - - -	3	ea	
					8329737	CLIP, open, ignition cables to rocker arm cover studs	3	ea	
06-6	H2	2920-737-4882	G741-7374882	7374882	COIL, ignition (part of DISTRIBUTOR 7358569 sub-group 0604.1)	1	ea	
06-6	H1	H101-0455214	455214	SCREW, mach, w/int-teeth-lock washer, fil-hd, S, cd-or zn-pltd, Sems type, No. 10-32NC-2 x	2	ea	
06-7				TI-S159-1864	7528197	CONDUIT, flex, shielding, br, inner core, silicon-bz wire braid, $\frac{3}{8}$ nom size, 0.281 ID, 0.455 OD (26 lg)	4	ea	
06-7				TI-U1864-20A	7528193	FERRULE, br (cable)	8	ea	
06-7	H2	H102-0150189	150189	GASKET, annular, cop, oval-sec, 14-mm	4	ea	
06-7	H4	752-6949	H004-7526949	7526949	INSULATOR, silicone, 0.204 ID, 0.281 OD, 0.4890 shoulder, 2.030 ID (spark plug cable connector)	8	ea	
06-7				TI-A23377	7528187	NUT, hex, br, corr-res , S, $\frac{1}{4}$ - 24NEF-3	8	ea	

(1)	(2)	(3)	(4)	(5)	(B)	(7)	(8)	(9)
ILLUSTRATION NO.	REFERENCE SYMBOLS	FEDERAL STOCK NO.	ORDNANCE STOCK NO.	MFR'S PART NO.	ORDNANCE PART NO.	DESCRIPTION	QUANTITY INCORPORATED IN UNIT	UNIT OF ISSUE
						GROUP 06—ELECTRICAL SYSTEM—Continued		
						0605—IGNITION COIL WIRING AND SPARK PLUGS—Continued		
06-7	114	752-6940	H004-7526940	7526940	PIN, rd-hd, br, 0.037 OD, 0.406 lg (cable, distributor to spark plug)	8	ea
01-3, 4	114	11004-8357724	8357724	PLUG, spark, shielded, 14-mm, 1/16 hex, 3 1/2 overall (radio suppression wtrprf type)	4	ea
06-7	H4	752-6961	11004-7526951	7526951	SLEEVE, spark plug cable, assy -----	8	ea
06-7	H4	752-6961	H004-7526961	7526961	SPRING, compression, w/CAP, assy (0.312 ID, 0.496 OD, 2 free lg) (spark plug cable connector)	8	ea
				TI-A25785	Composed of: 1 CAP		
				TI-A25786	1 CAP		
				TI-A25784	-----	1 SPRING		
						0607—INSTRUMENT PANEL		
			G742-7728854	AC-1501244 SW-504A WO-118102	7728854	AMMETER, 24 v, wtrprf, assy (used on vehicles through serial No. 70114) (used w/CLUSTER 7418835)	1	ea
06-9; 18-6		G758-8376378	AC-1501476 WO-811246	8376378	AMMETER, 24 v, wtrprf, assy (used on vehicles after serial No. 70114 (used w/CLUSTER 8376619)	1	ea
06-9			GL-5939768 WO-118165	7384390	BODY, head light beam indicator light (M38A1)	1	ea
06-10			UCI-160339	7368620	BODY, high beam indicator light (1), instrument cluster lights (2), assy (M170)	3	ea
					7385244	BODY, instrument cluster light -----	2	ea
06-9			AC-5939,764 WO-118167	-----	BODY, instrument cluster light, assy	2	ea
					7385245	BRACKET, body, instrument cluster light	4	ea
	H1	043-5857	H101-0435857	-----	435857	RIVET, SOLID, fl-hd, S, anld, zn-fin, 4 x	4	ea
		772-6808	0244-7726808	WO-801460	7726808	BRACKET, circuit closure, assy (for No. 85 ignition switch circuit)	1	ea
					7726804	Composed of :		
					673004	1 BRACKET		
					573007	1 GROMMET		
					7524913	1 SHELL		
					7726804	1 TERMINAL		
		2620-772-6804	G244-7726804	WO-801977	7726804	BRACKET, connector (circuit closure cap)	1	ea

				UCI-160334-1	7358623	BRACKET, mtg (instrument panel (2), high beam indicator lights (1)) (M170)	3	ea
06-9	6680-737-2727	G742-7372727	AC-1580377 WO-119050	7372727	BRACKET, mtg, speedometer (M38A1).....	1	ea
06-9	H1	042-6915	11101-0426915	-----	426915	NUT, plain, hex, S, cd- or zn-pltd, No. 8-36NF-2 ---	2	ea
06-9	H1	013-1182	11001-7023591	-----	131182	WASHER, lock, S, cd- or zn-fin, No. 8.....	2	ea
06-10				AL-26267		BRACKET, mtg, speedometer (M170).....	1	ea
06-10				AL-2235	-----	NUT, plain, hex, S, cd- or zn-pltd, No. 10-32NF ---	2	ea
06-10	H1		11101-0431680	-----	431680	WASHER, lock, S, cd- or zn-fin, No. 10 -----	2	ea
06-9	H4		H004-0572999	-----	572999	BUSHING, terminal (instrument cluster harness (4), headlight beam indicator light (1), instrument cluster light (2))	7	ea
	H5		11005-0812364	-----	812364	CABLE, automotive, low tension, ins. (plastic, natural or syn-ru) wtrprf, sgle-cond, stranded, shielded, cond size AWG No. 14, OD 0.160 in.		ft
		2510-753-9519	G742-7539519	AC-1507502 WO-118922	7539519	CASE, gage resistor, w/TERMINAL and RESISTOR, assy	3	ea
06-9				AC-1501207 RO-481N1 WO-119051	7529480	CLAMP, gage mtg (ammeter (1), fuel gage (1), oil pressure (1), water temperature (1))	4	ea
06-9	H1	042-6915	11101-0426915	-----	426915	NUT, plain, hex, S, cd- or zn-pltd, No. 8-36NF-2.....	8	ea
06-9	H1	013-1182	H001-7023591	-----	131182	WASHER, lock, S, cd- or zn-fin, No. 8 -----	8	ea
06-10				AL-26269	-----	CLAMP, mtg, instrument (ammeter (1), fuel gage (1), oil pressure (1), water temperature (1))	4	ea
06-10				AL-2235	-----	NUT, plain, hex, S, cd- or zn-pltd, No. 10-32NF.....	8	ea
06-10	H1	H101-0481680	-----	431680	WASHER, lock, S, cd- or zn-fin, No. 10 -----	8	ea
		5340-752-6595	G741-7526595	AC-1580891 WO-118112	7526595	CLIP, open, tension type, 0.812 OD, connector, hole for 1/4 screw (panel light 3 wire connector)	1	ea
06-10				AL-L7930	7954878	CLUSTER, instrument (optional w/CLUSTER 7954879) (M170)	1	ea
				AC-1582314 WO-809828				
				AC-1582371 SW-502V WO-808569	7954879	CLUSTER, instrument (optional w/CLUSTER 7954878) (M170)	1	ea
		6680-741-8835	G740-7418835	AC-1582076 SW-502F WO-806363	7418835	CLUSTER, instrument, assy (used on vehicles up to serial No. 70114) (M38A1)	1	ea
				AC-1582890 SW-502Z WO-811243	8376619	CLUSTER, instrument, assy (used on vehicles after serial No. 70114) (M38A1)	1	ea
		5935-776-0598	G244-7760598	WO-800422	7760598	CONNECTOR, elec cable, wtrprf, male, No. 14 AWG cable, assy (instrument cluster harness (4), headlight beam indicator light (1))	5	ea
					572999	Composed of :		
					573005	1 BUSHING		
					573007	1 GROMMET		
					572929	1 SHELL		
						1 TERMINAL		

(1) ILLUSTRATION NO.	(2) REFERENCE SYMBOLS	(3) FEDERAL STOCK NO.	(4) ORDNANCE STOCK NO.	(5) MFR'S PART NO.	(6) ORDNANCE PART NO.	(7) DESCRIPTION	(8) QUANTITY INCORPORATED IN UNIT	(9) UNIT OF ISSUE	
GROUP 06—ELECTRICAL SYSTEM—Continued									
0607—INSTRUMENT PANEL—Continued									
06-9	H4	350-9273	H004-0573000	573000	CONNECTOR, sleeve (inside) (instrument cluster harness)	4	ea	
06-9			G742-7384389	WO-118166	7384389	COVER, high beam light.....	1	ea	
06-9			G742-7384392	GL-5939765 WO-118168	7384392	COVER, panel light.....	2	ea	
06-10; 18-7			G742-8376377	SHA-9805-20-00 WO-800393	FASTENER, shakeproof (instrument cluster to instrument panel)	4	ea	
06-9; 18-6			G742-8376374	AL-EO-12207 WO-809823 AC-1501463 SW-504E WO-808503	8376377	GAGE, battery and generator, w/CLAMP, assy (used w/CLUSTER 7954878 or 7954879) (M170)	1	ea	
16-10, 18-7			G742-8376374	AC-1517561 SW-505C WO-119084	7728852	GAGE, fuel, 24 v, wtrprf, w/CLAMP and RESISTOR, assy (used w/CLUSTER 7418835) (M38A1)	1	ea	
06-9; 18-6			G742-8376374	AC-1517871 SW-505J WO-808519	8376374	GAGE, fuel, 24 v, wtrprf, w/CLAMP and RESISTOR, assy (used w/CLUSTER 8376619 or 7954879)	1	ea	
16-10, 18-7			G742-8376374	AL-EO-12204 WO-809817	8376374	GAGE, fuel, 24 v, waterproof, w/CLAMP and RESISTOR, assy (used w/CLUSTER 7954878)	1	ea	
06-9, 18-6			G742-7728853	AC-1507680 SW-505B WO-119085	7728853	GAGE, oil pressure, 24 v, wtrprf, w/CLAMP and RESISTOR, assy (used w/CLUSTER 7418835)	1	ea	
06-9, 18-6			G768-8376380	AC-1508003 SW-505P WO-811245	8376380	GAGE, oil pressure, 24 v, wtrprf, w/CLAMP and RESISTOR (used w/CLUSTER 8376619)	1	ea	
06-10, 18-7			G742-7954230	AL-EO-11932 WO-809821 AC-1507975 SW-505L WO-808445	7954230	GAGE, oil pressure, 24 v, waterproof, w/CLAMP and RESISTOR, assy (used w/CLUSTER 7954878 or 7954879)	1	ea	
06-9, 18-6			G742-7389567	6685-738-9567	AC-1512422 SW-505A WO-119086	7389567	GAGE, water temperature, 24 v, wtrprf, w/CLAMP and RESISTOR, assy (used w/CLUSTER 7418835)	1	ea
06-9, 18-6			G758-8376379		AC-1512669 SW-505N WO-811244	8376379	GAGE, water temperature, 24 v, wtrprf, w/CLAMP and RESISTOR, assy (used w/CLUSTER 8376619) (M38A1)	1	ea

5

06-10, 18-7			G742-7954511	AL-EO-11933 WO-809822 AC-1512676 SW-505K WO-808568	7954511	GAGE, water temperature, 24 v, wtrprf, w/CLAMP and RESISTOR, assy (used w/CLUSTER 7954878 or 7954879)	1	ea
06-10				UC I-C4394	7358626	GASKET, neoprene (instrument cluster (2), and high beam indicator lights (1), (M170)	3	ea
	H4		H004-0573004		573004	GROMMET, connector, No. 12 AWG cable (circuit closure cap)	1	ea
	H4		11004-0673005		573005	GROMMET, connector, 14 GA (0.160 dia) wire (instrument cluster harness (4), head light beam indicator light (1))	5	ea
06-9	114		H004-0573002		573002	GROMMET, connector, two No. 14 AWG cable (used w/SHELL 573008)	1	ea
06-9,11		2510-752-6600	G741-7526600	AC-1580684 SW-418113 WO-118106	7526600	HARNES, instrument cluster, assy (used w/CLUSTER 7418836 or 8376619) (M38A1)	1	ea
					812364 7760598 7524649 7762624	Composed of: \$ CABLE 4 CONNECTOR 4 MARKER 4 SLEEVE		
06-10,12			G742-7526601	AC-1580690 AL-EX100008 WO-808622	7526601	HARNES, instrument cluster, assy (used w/CLUSTER 7954878 or 7954879) (M170)	1	ea
06-9	H4	6240-019-0877	H104-0190877		190877	LAMP, incand, 24-28 v, 0.263 amp (sgle contact bulb, clear, 2 tun-fil) (used w/CLUSTER 7418835 or 8376619) (M38A1)	3	ea
06-10					454732	LAMP, head light beam indicator light (panel (2), indicator high beam (1)) (used w/CLUSTER 7954878 or 7954879) (M170)	3	ea
06-9			G742-7384388	GL-5939750 WO-118115 UCI-160338	7384388	LENS, instrument panel and high beam lights (red glass) (used w/CLUSTER 7418835 or 8376619) (M38A1)	3	ea
					7358621	LENS, instrument panel (2) and high beam lights (1) (ruby red glass) (M170)	3	ea
		6220-538-1088	G503-5381088	DR-1903433 WO-800452	5381088	LEVER, ignition switch, w/WASHER, assy - - - - -	1	ea
	H1	5305-013-1963	H001-5125831		131963	BOLT, MACHINE, fil-hd, S, cd- or zn-pltd, No. 8-32NC-2A x	1	ea
	H1		11101-0453299		453299	WASHER, lock, med, cd-pltd, No. 8.....	1	ea
		6220-776-0418	G742-7760418	GL-928562 SW-418112 WO-118113	7760418	LIGHT, high beam indicator, 24 v, wtrprf, assy (used w/CLUSTER 7418835 or 8376619) (M38A1)	1	ea
06-9	H1	013-1970	H001-5125851		131970	SCREW, mach, fil-hd, S, cd- or zn-pltd, No. 8-32NC-2A x	2	ea
06-9	H1	012-1841	H001-7025591		121841	WASHER, lock, med, S, cd- or zn-pltd, No. 8.....	2	ea

(1)	(2)	(3)	(4)	(5)	(6)	(7)	(8)	(9)
ILLUSTRATION NO.	REFERENCE SYMBOLS	FEDERAL STOCK NO.	ORDNANCE STOCK NO.	MFR'S PART NO.	ORDNANCE PART NO.	DESCRIPTION	QUANTITY INCORPORATED IN UNIT	UNIT OF ISSUE
GROUP 06—ELECTRICAL SYSTEM—Continued								
0607—INSTRUMENT PANEL—Continued								
18-7			G749-7358619	AL-EOC11931 WO-808565	7358619	LIGHT, indicator, head light beam, assy (used w/CLUSTER 7954878 or 7954879) (M170)	2	ea
06-10				AL-8X304	-----	SCREW, mach, rd-hd, S, cd or zn-pltd, No. 8-32NC-2A x 5/16	2	ea
06-10			-----	AL-12X195	-----	WASHER, lock, med, S, cd or zn-pltd, No. 8 (0.164) ..	2	ea
18-6		6220-776-0412	G742-7760412	GL-929353 SW-419106 WO-119093	7760412	LIGHT, instrument cluster, 24-28 v, wtrprf, assy (used w/CLUSTER 7418835 or 8376619) (M38A1)	2	ea
06-9	H1		H001-5147521	-----	121749	SCREW, mach, rd-hd, S, cd- or zn-pltd, No. 8-32NC-2 x 5/16	4	ea
06-9	H1	012-1841	H001-7025591	-----	121841	WASHER, lock, med, S, cd- or zn-pltd, No. 8	4	ea
18-7			G260-7358618	AL-EOC11930 WO-808566	7358618	LIGHT, instrument panel, assy (used w/CLUSTER 7954878 or 7954879) (M170)	2	ea
06-10				AL-8X304	-----	SCREW, mach, rd-hd, S, cd- or zn-pltd, No. 8-32NC-2A x 5/16	2	ea
06-10		2530-752-4649	G252-7524649	AL-12X195 WO-801692	7524649	WASHER, lock, med, S, cd- or zn-pltd, No. 8 (0.164)...	2	ea
		2540-741-2641	G740-7412641	WO-804639	7412641	MARKER, circuit number	8	ea
06-9			-----	AC-1582077 SW-418100 WO-119367	-----	PLATE, ignition switch (br)	1	ea
				AC-1582372 WO-119956	-----	PLATE, mtg, instrument panel, assy (used w/CLUSTER 7954879) (M170)	1	ea
06-10; 18-7				AL-26809 WO-809829	-----	PLATE, mtg, instrument panel, assy (used w/CLUSTER 7954878) (M170)	1	ea
06-10	H2		H002-7526590	-----	7526590	STUD, instrument cluster mtg plate	4	ea
06-10		5310-752-6591	G742-7526591	AL-EX94032 WO-118100	7526591	WASHER, retainer, instrument panel mtg.....	4	ea
			G742-7539516	AC-1507429 WO-118920	7539516	RESISTOR, gage 95 ohm (instrument cluster)	3	ea
06-9	H4	350-9280	H004-0573008	-----	573008	SHELL, female, connector (mates w/SHELL, 573009)	1	ea
	H4	350-9279	H004-0573007	-----	573007	SHELL, female, connector (mates w/SHELL, 573010) (instrument cluster harness (4), head light beam indicator light (1), circuit closure cap (1))	6	ea
06-10				UCI-160334-9	-----	SHIELD, high beam indicator light (M170)	1	ea
06-9		2510-752-6596	G741-7526596	AC-1580836 SW-418107 WO-118110	7526596	SHIELD, instrument panel light (used w/CLUSTER 7418835 or 8376619) (M38A1)	2	ea

06-10				UCI-160334-8	- - - -	SHIELD, instrument panel light (M170) - - - - -	2	ea
06-9	H14	H004-0573126 G742-7539517	AC-1507430 WO-118921	573126 7539517	SLEEVE, w/CONNECTOR, assy ----- SPRING, contact, gage resistor (instrument cluster) ----	1 3	ea ea
06-9,10	H2	- - - - -	11002-7526590	AC-1580890	7526590	STUD, instrument cluster mtg plate -----	4	ea
06-9	5305-752-6594	G741-7526594	SW-418104 WO-118107	7526594	STUD, mtg, wiring harness (used w/CLUSTER 7418835, or 8376619, or 7954879) (M38A1)	1	ea
06-10				AL-EX96034 WO-809830		STUD, mtg, wiring harness (used w/CLUSTER 7954878)..	1	ea
06-11, 18-6	5930-776-0409	G742-7760409	DR-1997856 WO-800451	7760409	SWITCH, ignition, wtrprf, w/CABLES, assy -----	1	ea
		737-2738	G742-7372738	DR-1913360 WO-118163	7372738	NUT, hex, thin, S, cd- or zn-pltd, ½-20NF-2	1	ea
	H1	11101-0453804		453804	SCREW, mach, fil-hd, S, zn-dichromate-fin, No. 8- 32NC-2 x	1	ea
06-8; 18-6	H1	11101-0453813 G749-7368702	- - - - - UCI-160306 WO-806450	453813 7368702	WASHER, lock, int-teeth, S, zn-dichromate-fin, ½ in. SWITCH, light, 24 v, wtrprf, assy -----	1 1	ea ea
	H1	H101-0454787	- - - - -	454787	SCREW, mach, w/int-teeth-lock washer, pan-hd, cross- recess, S, cd- or zn-pltd, header-pt, No. 10-32NF x	4	ea
		5940-752-4913	G244-7524913	DM-E534-1 WO-801458	7524913	TERMINAL, non-conductor (circuit closure cap) -----	1	ea
	H4	H004-0572929	- - - - -	572929	TERMINAL, wire, No. 14 AWG (0.160 dia) (instrument cluster harness (4), head light beam indicator light (1))	5	ea
06-9	H1	11101-0446152	446152	WASHER, flat, S, cd-pltd, 0.203 ID, ½ OD (mtg harness, outer) (used w/CLUSTER, 7418835 and 8376619)	1	ea
06-9	5310-752-6592	G741-7526592	AC-1580892 WO-118108	7526592	WASHER, FLAT, 5, cd-pltd, 0.322 ID, 0.582 OD, 0.0329 thk (mounting, harness, inner) (used w/CLUSTER 7418835 and 8376619) (M38A1)	1	ea
06-10				AL-EX100417 WO-809831	- - - -	WASHER, mounting harness, inner, (used w/CLUSTER 7954878) (M170)	1	ea
06-10				AL-EX96172 WO-809832	- - - -	WASHER, mounting harness, outer (used w/CLUSTER 7954878) (M170)	1	ea
06-9	5310-752-6591	G742-7526591	AC-1580678 SW-418102 WO-118100	7526591	WASHER, retaining, instrument panel mtg stud.....	4	ea
				WO-804784	-----	0608—MISCELLANEOUS SWITCHES		
06-11; 18-6			G742-7728788	DM-6579 WO-649726	7728788	CABLE, stop light switch, assy..... SWITCH, head light dimmer, w/CABLES, assy -----	1 1	ea ea
	H1	H101-0454789	454789	SCREW, mach, w/int-teeth lock washer, truss-hd, cross- recess, S, cd- or zn-pltd, header-pt, ¼-20UNC x	2	ea
06-11	5930-741-2642	G742-7388813	FS-7332 WO-804783	7388813	SWITCH, stop light, hyd, 24 v, wtrprf, assy.....	1	ea
			G740-7416521	WO-805574	7416521	SWITCH, stop light, hyd, 24 v, wtrprf, w/CABLES, assy.	1	ea

(1) ILLUSTRATION NO.	(2) REFERENCE SYMBOLS	(3) FEDERAL STOCK NO.	(4) ORDNANCE STOCK NO.	(5) MEWS PART NO.	(6) ORDNANCE PART NO.	(7) DESCRIPTION	(8) QUANTITY INCORPORATED IN UNIT	(9) UNIT OF ISSUE
GROUP 06—ELECTRICAL SYSTEM—Continued								
0609.1 —HEAD, TAIL, AND MARKER LIGHTS								
06-14	2620-776-5214	G260-7765214	AL-CB17413 WO-118456	7765214	BODY, blackout head light, assy.....	1	ea
06-17	6220-368-4945	G742-7529242	AL-CB17364 WO-118453	7529242	BODY, right tail light, assy.....	1	ea
06-12, 14, 15, 16, 17	H4	-----	11004-0572999	-----	572999	BUSHING, grommet adapting, wtrprf cable connector, No. 14 AWG cable (head light, left (3), right (3), head light cable, left (3), right (3), blackout head light (2), blackout head light cable (3), blackout marker light (2), tail light, left (3), right (2), right blackout marker light to head light cable (2))	26	ea
06-13, 14, 15, 16, 17	H5	H005-0812364	-----	812364 15-C-2165- 170	CABLE, automotive, low tension, ins, wtrprf, sgle-cond, cond size AWG No. 14, 0.160 OD (head light, left, right; blackout head light, blackout head light cable, blackout marker light, tail light, left, right)	1	ft
06-11, 14	-----	-----	-----	AL-CB17891 WO-118459	-----	CABLE, extension, assy (blackout driving light)	1	ea
06-11, 15	-----	-----	-----	AL-CB18499 WO-118467	-----	CABLE, left head light, assy	1	ea
06-11, 15	AL-CB18500 WO-118468	-----	CABLE, right head light, assy	1	ea
		5935-776-2750	G256-7762750	-----	7762750	CONNECTOR, 3-wire (left and right head light cable and left blackout marker light cable to light switch harness)	3	ea
		5935-776-0598	G244-7760598	WO-800422	7760598	CONNECTOR, elec cable, wtrprf, male, No. 14 AWG cable, assy (head light cable, left (3), right (3), blackout head light (2), blackout head light cable (1), blackout marker light (2), tail light, left (3), right (2))	16	ea
					572999 573005 573007 572929	Composed of: 1 BUSHING 1 GROMMET 1 SHELL 1 TERMINAL		
	H4	H004-7760599	7760599	CONNECTOR, female, type PCA, 14 AWG cable terminal, assy (head light, left (3), right (3), blackout head light cable (2))	8	ea
					572999 573000	Composed of : 1 BUSHING 1 CONNECTOR		

6

6090

06-13	2510-772-9796	G244-7729796	HAC-21325 WO-118155	573005 573010 572929 7729796	1 GROMMET 1 SHELL 1 TERMINAL CONNECTOR, lamp, w/CABLE, assy (blackout marker light)	2	ea
06-13	5305-772-9797	G244-7729797	HAC-21216F1 WO-118157	7729797	SCREW, shoulder, oval-hd, slted, S, cd- or zn-pltd, No. 6-32NC-2 x % (blackout marker light)	4	ea
06-13	5310-772-9799 5935-353-0952	G251-7729799 G251-7526028	WO-119510 AL-CB17371 WO-118447	7729799 7526028	WASHER, blackout marker light cable CONNECTOR, left tail light, assy	4 1	ea ea
					812364 7526000 7526002 7526022 7524649 7526003 7525999 135974 7525998 7526023 7526027 7526001 7729798 572929 7526026 7526289 121832 7526005	Composed of : CABLE 3 CONTACT 1 GROMMET. 1 GROMMET 3 MARKER 1 PLATE 1 PLATE 2 RIVET 1 SLEEVE 1 SOCKET 2 SPRING 1 SPRING 2 TERMINAL 3 TERMINAL 2 WASHER 1 WASHER SCREW, MACH, S, rd-hd, slted, No. 8-32NC-2 x CONNECTOR, right tail light, assy	7 1	ea ea
06-16	H1	012-1832 5935-353-0955	H001-5147531 G251-7526005	----- AL-CB17370 WO-118454	121832 7526005	SCREW, MACH, S, rd-hd, slted, No. 8-32NC-2 x CONNECTOR, right tail light, assy	7 1	ea ea
					812364 7526000 7526002 7526004 7524649 7526003 7525999 135974 7525998 7526001 572929 7729798 7526289 121832	Composed of : CABLE 2 CONTACT 1 GROMMET 1 GROMMET 2 MARKER 1 PLATE 2 PLATE 2 RIVET 2 SLEEVE 2 SPRING 2 TERMINAL 2 TERMINAL 2 WASHER SCREW, MACHINE, S, rd-hd, slted, No. 8-32NC-2 x	7	ea
06-17	H1	012-1832	H001-5147531	121832	SCREW, MACHINE, S, rd-hd, slted, No. 8-32NC-2 x	7	ea

(1) ILLUSTRATION NO.	(2) REFERENCE SYMBOLS	(3) FEDERAL STOCK NO.	(4) ORDNANCE STOCK NO.	(5) MFR'S PART NO.	(6) ORDNANCE PART NO.	(7) DESCRIPTION	(8) QUANTITY INCORPORATED IN UNIT	(9) UNIT OF ISSUE
GROUP 06—ELECTRICAL SYSTEM—Continued								
0609.1 —HEAD, TAIL, AND MARKER LIGHTS								
—Continued								
06-14,15	H4	350-9273	H004-0573000	-----	573000	CONNECTOR, wtrprf cable, assy (inside) (blackout head light cable (2), head light cable, left (3), right (3), right blackout marker light to right head light cable (1))	9	ea
06-16				GL-5938368	7526000	CONTACT, cable, style No. 2 (blackout tail and stop light, left (3), right (2))	5	ea
06-14			G742-7525940	AL-CB17398 WO-118460	7525940	DOOR, blackout head light, assy	1	ea
06-14	-----	6220-752-5939	G251-7525939	CC-1273326	7525939	RING, retaining, treated, S, wire, $\frac{3}{64}$ dia stock, $\frac{1}{8}$ in. opening	3	ea
06-14	5305-752-5938	G251-7525938	CC-1273325	7525938	SCREW, sp, fil-hd, S, No. 8 (0.164)-32NC x %	3	ea
06-13	6220-772-9791	6244-7729791	HAC-21208 WO-118153	7729791	DOOR, blackout marker light, w/LENS, assy	2	ea
06-13	H1	5305-013-4225	H101-0134225	-----	134225	SCREW, MACHINE, oval-hd, S, phos-fin , No. 8-32NC-2A x	4	ea
				GL-5939696 IL-510220	7526019	DOOR, blackout tail and stop light, left	1	ea
				GL-5939715 IL-510221	7526017	DOOR, blackout tail and stop light, right	1	ea
06-16	H4	H004-7526020	7526020	DOOR, blackout tail light, assy (left)	1	ea
					7526019	Composed of:		
					7526015	1 DOOR		
					7526009	1 FILTER		
					7526012	1 GASKET		
					7526014	1 GASKET		
					7526013	1 LENS		
					7526021	1 LENS		
					7526008	1 PLATE		
					7526016	1 PLATE		
					7320642	6 RING		
					7375694	6 SCREW		
06-17	H4	H004-7526018	-----	7626018	DOOR, blackout tail light, assy (right)	1	ea
					7526017	Composed of:		
					7526010	1 DOOR		
						1 FILTER		

06-15			G742-7525936	GL-5939781 WO-118472	7526015 7526009 7526012 7526014 7526013 7526011 7526016 7526008 7320642 7375694 7525936	1 FILTER 1 GASKET 1 GASKET 1 GASKET 1 LENS 1 LENS 1 PLATE 1 PLATE 6 RING 6 SCREW DOOR, service head light, assy (left (1) and right (1))	2	ea
	H1	6220-732-0642	G251-7320642	-----	7320642	RING, screw, retaining -----	6	ea
			G742-7539541	GL-5939783	7525935	SCREW -----	6	ea
		5310-012-0217	H001-7025621	-----	120217	WASHER, lock, med, S, cd- or zn-pltd , No. 10, 0.194 ID, 0.337 OD	6	ea
05-1; 06-11					145411	FASTENER, clip (type B), S, phos-ctd, in cable (right head light cable to deflectors)	2	ea
			G162-1449805	GL-5933064 IL-5939713	7526010 7526015	FILTER, blackout tail light door, right (amber)	1	ea
				GL-5939713		FILTER, blackout tail light lens, left and right	2	ea
06-13		6220-772-9793	G244-7729793	HAC-21193 WO-118160 IL-5935713 GL-5935713 GL-5939700 IL-5939700 GL-5939697 IL-5939697	7729793 7526009 7526014 7526012	GASKET, blackout marker light, door, left and right	2	ea
				GL-5939700 IL-5939700 GL-5939697 IL-5939697	7526014 7526012	GASKET, blackout tail light, door, filter, left and right	2	ea
		6220-353-0941	G740-7375024	AL-CB18509 WO-118925	7375024	GASKET, blackout tail light, door, lower lens, left and right	2	ea
						GASKET, blackout tail light, door, upper lens, left and right	2	ea
						GASKET, service head light, door, left and right - - - - -	2	ea
06-16, 17	H4	H004-7320658	-----	7320658	GASKET, tail light door, left and right - - - - -	2	ea
		5325-735-3590	G262-7353590	-----	7353590	GROMMET, blackout marker light cable hole (left and right)	2	ea
06-14, 15, 16, 17	H4		H004-0573005	-----	573005	GROMMET, connector, No. 14 AWG, 0.160 dia wire (headlight left (3), right (3), head light cable, left (3), right (3), blackout marker light (2), tail light, left (3), right (2), blackout head light (2), blackout head light cable (3))	24	ea
	H4		H004-0573001	-----	573001	GROMMET, connector, 3-wire, 14 AWG, assy (left and right head light cable and left blackout marker light cable to light switch harness)	3	ea
					7762750 7762751 7762687	Composed of: 1 CONNECTOR 1 SLEEVE 3 SPRING		

(1) ILLUSTRATION NO.	(2) REFER- ENCE SYMBOLS	(8) FEDERAL STOCK NO.	(4) ORDNANCE STOCK NO.	(8) MFR'S PART NO.	(8) ORDNANCE PART NO.	(7) DESCRIPTION	(8) QUANTITY INCOR- PORATED IN UNIT	(9) UNIT OF ISSUE
GROUP 06—ELECTRICAL SYSTEM—Continued								
0609.1—HEAD, TAIL, AND MARKER LIGHTS								
—Continued								
D6-17				GL-5939719 IL-5939719 IHC-103299K1	7526004	GROMMET, left and right tail light socket and wiring, assy	2	ea
)6-16, 17		G251-7526007	AL-CB17633 IL-510214 WO-118448	7526007	GROMMET, left and right tail light socket, w/EYE-LET, assy	8	ea
)6-14,15	5325-752-5366	G749-7526002 G742-7525365	GL-918888 AL-CB17499 WO-118923	7526002 7525365	GROMMET, socket plate (tail light, left (1), right (1)).... GROMMET, split, 3-hole, ru, 0.937 dia mtg groove, 1 1/4 wide (head light (2), blackout head light (1))	2 3	ea ea
)6-16				IL-5939710 CC-1273357 GL-5939710 IHC-103305R1	7526022	GROMMET (tail light, left)	1	ea
H4	-----		H004-0573002	-----	573002	GROMMET, wtrprf cable connector, 2 No. 14 AWG cables (left and right head light cable to light switch cable)	3	ea
)6-13	H2	H002-0502852	-----	502852	GROMMET, plain, ru, 3/4 ID, 5/4 dia, 1/4 wide mtg groove (blackout marker light, left and right)	4	ea
)6-13				HAC-21226 WO-118154	7729792	HOUSING, blackout marker light (left and right)	2	ea
)6-15				AL-CB18510 WO-118464	-----	HOUSING, head light, assy (left and right).	2	ea
)6-16				AL-CB17365 WO-118446	-----	HOUSING, left tail light, w/stop LIGHT, assy -----	1	ea
)6-16	H4	H104-0416914	-----	446914	LAMP, elec, incand, min, 24-28 v, sgle-tun-fil , No. 1683, sgle-contact cand-bay-base, 32 cp (service stop)	1	ea
)6-13, 16, 17	H4	6240-019-0877	H104-0190877	-----	190877	LAMP, incand, 24-28 v, 23 amp, sgle-contact, cand-bay-base, clear bulb, dble-tun-fil, 1 1/4 lg, 1000 hr (blackout marker light (2), tail light, left (2), right (2))	6	ea
)6-14	H4	-----	H104-04151989	-----	451989	LAMP-UNIT, sealed beam, blackout, includes wiring, waterseal, 24 v, 4 1/2 in. (blackout head light)	1	ea
)6-15	6220-741-8343	G740-7418343	AL-CB19791 WO-119088	7418343	LAMP-UNIT, sealed beam, head lamp, includes wiring, waterseal, 24 v, 7 in. (left and right head light)	2	ea
				IL-5939701 GL-5939701	7526013	LENS, blackout tail light door, lower, left and right	2	ea
				IL-5939716 GL-5939716	7526011	LENS, blackout tail light door, upper, right	1	ea

				IL-5939695 GL-5939695	7526021	LENS, red, tail and stop light, upper, left	1	ea
06-13; 18-1		G244-7723899		HAC-21780 WO-649692	7723899	LIGHT, blackout marker, assy (left and right) - - - - -	2	ea
06-13	H1	H101-0271187	271187	NUT, hex, w/ext-lock washer, Keps type, $\frac{5}{16}$ -24NF-3	2	ea
06-17; 18-4	H4	H004-7760506	7760506	LIGHT, blackout tail and stop, 24-28 v, right, assy	1	ea
	H1	- - - - -	H101-9409110	9409110	BOLT, hex-hd, S, cd- or zn-pltd, w/spring lock washer, $\frac{3}{8}$ -16NC- 2A x	4	ea
06-14, 18-1	H4	H004-7760505	7760505	LIGHT, head, blackout, sealed beam, assy	1	ea
06-14	H1	013-4566	H001-4135821	- - - - -	134566	NUT, PLAIN, HEXAGON, S, cd- or zn-pltd, %- 16N C-2	1	ea
06-14	H1	5310-012-0382	H001-7025741	- - - - -	120382	WASHER, lock, med, S, cd- or zn-pltd, in..	1	ea
				WO-118924	- - - - -	LIGHT, head, blackout, shielded, wtrprf, 24-28 v, w/o CABLES, assy	1	ea
18-1				AL-2-15-3-50 WO-802429	8673513	LIGHT, head, left, assy (24 v) - - - - -	1	ea
				WO-908767	- - - - -	LIGHT, head, left, assy (w/o DOOR)	1	ea
18-1	- - - - -	6220-776-0504	G741-7760504	AL-2-15-4-50 WO-802430	7760504	LIGHT, head, right, assy (24 v)	1	ea
				WO-908768	- - - - -	LIGHT, head, right, assy (w/o DOOR)	1	ea
06-15	- - - - -	6220-776-0503	G742-7760503	WO-118927	7760503	LIGHT, head, service, 24 v, wtrprf, w/o CABLES, assy	2	ea
06-16; 18-4	H4	H004-7760507	- - - - -	7760507	LIGHT, tail and stop, 24-28 v, left, assy - - - - -	1	ea
06-13,14, 15,16, 17	- - - - -		G252-7524649	WO-801692	7524649	MARKER, circuit (head light, left (3), right (3), head light cable, left (6), right (8), blackout head light (2), blackout head light cable (4), blackout marker (2), tail light, left (3), right (2))	33	ea
06-15				AL-CB 17811 WO-118465	- - - - -	MOUNTING, sealed beam unit, head light, assy (left and right)	2	ea
06-13			G740-7375023	WO-800378	7375023	PAD, mtg, blackout marker light (ru) (left and right) - -	2	ea
		6220-737-5022	G740-7375022	WO-801860	7375022	PAD, mtg, head light (ru) (left and right)	2	ea
06-16,17			GL-5939709	7526003	PLATE, baffle (blackout tail and stop, left (1) and right (1))	2	ea
				GL-5939703	7526016	PLATE, clinch, blackout tail light door, lower lens, left and right	2	ea
				IL-5939730 GL-5939730	7526008	PLATE, clinch, blackout tail light door, upper lens, left and right	2	ea
06-16,17	- - - - -			GL-5939708 IL-5939708	7525999	PLATE, socket (blackout tail and stop light, left (1) and right (2))	3	ea
06-13	- - - - -	5935-772-9802	G244-7729802	- - - - -	7729802	PLUG, blackout marker light cable hole	2	ea
06-15			G506-7538582	AL-CB17812 GL-5932467 WO-118469	7538582	RING, retn, service head light lamp-unit, left and right	2	ea
06-15				AL-CB 17814 WO-118470	RIVET, head light, mtg unit retn spring (left and right)...	4	ea

(1)	(2)	(3)	(4)	(5)	(8)	(7)	(8)	(9)
ILLUSTRATION NO.	REFERENCE SYMBOLS	FEDERAL STOCK NO.	ORDNANCE STOCK NO.	MFR'S PART NO.	ORDNANCE PART NO.	DESCRIPTION	QUANTITY INCORPORATED IN UNIT	UNIT OF ISSUE
						GROUP 06—ELECTRICAL SYSTEM—Continued		
						0609.1—HEAD, TAIL, AND MARKER LIGHTS		
						—Continued		
	H1	5320-011-1870	11001-0936130	111870	RIVET, TUBULAR, oval-hd, S, $\frac{1}{8} \times \frac{1}{8}$ (head light housing, left (6), right (6) and blackout head light (4))	16	ea
06-15	5305-353-0969	G506-7538146	AL-CB9944 WO-118471	538146	SCREW, S, cd-pltd, $\frac{1}{4}$ -28NF-3 x $1\frac{1}{4}$ (focusing, service head light lamp-unit, right and left)	4	ea
06-16,17		5305-737-5694	G744-7375694	7375694	SCREW, mach, rd-hd, S, No. 10-24NC- $1\frac{1}{2}$ (blackout tail light door, left and right)	12	ea
06-16,17		6220-732-0642	G251-7320642	7320642	RING, screw retn, S, 0.047 stk (blackout tail light door, left and right)	12	ea
06-15	H1	11101-0454783	454783	SCREW, mach, w/int-teeth lock washer, cross-recess, pan-hd, header-pt, S, cd- or zn-pltd, No. 10-24NC x $\frac{1}{2}$ (headlight to guard, left (8), right (8))	16	ea
06-14,15 16,17	114	350-9279	H004-0573007	573007	SHELL, female, connector, 1 cable (2 wire) (mates w/SHELL 573010) (head light, left (3), right (3), head light cable, left (3), right (3), blackout head light (2), blackout head light cable (1), blackout marker light (2), tail light, left (3), right (2))	22	ea
06-14,15	H4	350-9280	H004-0573008	573008	SHELL, female, connector, 2 cable (mates w/SHELL 573009) (left and right head light cable and left blackout marker cable to light switch harness)	3	ea
06-14,15	114	350-9282	11004-0573010	573010	SHELL, male, connector, 1 cable (2 wire) (mates w/SHELL 573007) (head light cable, left (3), right (3), left blackout head light cable (2), right blackout marker light cable to head light cable (1))	9	ea
06-16,17		2570-776-2751	G256-7762751	7762751	SLEEVE, connector cover (left and right head light cable and left blackout marker light cable to light switch harness)	3	ea
06-16,17				CC-1273972 GL-923121	7525998	SLEEVE, tail light socket (left (1) and right (2))	3	ea
06-16	5935-752-6023	G742-7526023	GL-5939705	7526023	SOCKET, w/PLATE, assy (left tail light)	1	ea
					7526025 6210568 7729798	Composed of: 1 PLATE 1 SOCKET 1 TERMINAL		
06-16			G067-0905540	7526027	SPRING, compression, music wire, $\frac{3}{8}$ dia, $\frac{1}{4}$ OD, $3\frac{1}{2}$ coils, % free lgh	2	ea
06-14		G742-7525937	AL-CB258 WO-642233	7525937	SPRING, retn, blackout head light sealed beam unit.....	3	ea

06-15			G505-0682454	AL-CB6134 WO-117116	-----	SPRING, retn, head light mtg unit (left (2), right (2)).....	4	ea
		6220-447-3477	G744-7712833	AL-CB18506	7712833	SPRING, retn, service head light door gasket (left (5), right (5))	10	ea
		2510-776-2687	G256-7762687	WO-118926	7762687	SPRING, sleeve and connector (left and right head light cable and left blackout marker light cable to light switch harness)	9	ea
06-16,17			G260-7526001		7526001	SPRING, tail light socket (left (1), right (2))	3	ea
06-13					7353508	SUPPORT, blackout marker light socket, left and right ...	2	ea
	H5		11005-0875945		17-T-1745-60	TAPE, insulating, vinyl chloride, acetate, black, width $\frac{3}{4}$ in., thk 0.010 in. (ft per roll (108)) (blackout head light cable, head light cable, left, right)		roll
06-17				GL-5937374 IL-520312	7729798	TERMINAL, ground, br, 0.190 dia eyelet, 0.136 dia rivet hole (tail light, left (1), right (2))	3	ea
06-17				GM-135974	135974	RIVET, tubular, oval-hd , br, ni-pltd, brgt, x $\frac{5}{16}$, dia	3	ea
06-14,15	H4		H004-7056708		7056708	TERMINAL, WATERSEAL, type No. 1, No. 10 screw, No. 12 and No. 14 multi-conductor cable, cop, cd-pltd (head light cable, left (1), right (1), blackout head light (1))	3	ea
06-13,14, 15,16, 17	H4		H004-0572929		572929	TERMINAL, wire, No. 14 AWG, 0.160 dia (blackout head light (2), blackout head light cable (3), blackout marker light (2), head light, left (3), right (3), head light cable, left (5), right (7), tail light left (3), right (2))	30	ea
06-14		5310-350-2655	G749-5294507	AL-CB17867 WO-118461	5294507	WASHER, bearing, blackout head light.....	1	ea
06-16			G261-7526026		7526026	WASHER, socket plate mtg (tail light, left)	2	ea
06-16,17		5310-752-6289	G260-7526289		7526289	WASHER, tail light socket, left (1), right (2)	3	ea
						0609.2—AUXILIARY LIGHTS (M170)		
				RBR-405D3	-----	BLOCK, brush	1	ea
				RBR-430D3	-----	BLOCK, commutator, flood light, extn cable shaft	1	ea
06-18			G244-7726808	WO-801460	7726808	BRACKET, circuit closure, assy	1	ea
					7726804	Composed of:		
					573004	1 BRACKET		
					573007	1 GROMMET		
					7524913	1 SHELL		
					7726804	1 TERMINAL		
06-18			G244-7726804	CC-1271718 WO-801977	7726804	BRACKET, connector (circuit closure cap)	1	ea
06-18				RBR-263D4	-----	BRACKET, mounting	1	ea
				RBR-840D4	-----	BRUSH, silver plated	2	ea
06-18	H4		H004-0572999		572999	BUSHING, grommet adapting, wtrprf cable connector, No. 14 AWG cable	2	ea

(1) ILLUSTRATION NO.	(2) REFER- ENCE SYMBOLS	(3) FEDERAL STOCK NO.	(4) ORDNANCE STOCK NO.	(5) MFR'S PART NO.	(8) ORDNANCE PART NO.	(1) DESCRIPTION	00 QUANTITY INCOR- PORATED IN UNIT	(9) UNIT OF ISSUE
GROUP 06—ELECTRICAL SYSTEM—Continued								
0609.2—AUXILIARY LIGHTS (M170)—Continued								
06-18				AXS-1819 SV-18/2	7732849	CABLE, extension light.....	1	ea
06-18	H5		H005-0812364	-----	812364	CABLE, automotive, low tension, ins (plastic, natural or syn-ru) wtrprf, sgle-cond, stranded, shielded, cond size AWG No. 14, OD 0.160	1	ft
06-18	H4		H004-7760599	RBR-202D3	7760599	CASE, outer ----- CONNECTOR, female, type PCA, 14 AWG cable, terminal	1 1	ea ea
					572999 573005 573010 573000 572929	Composed of : 1 BUSHING 1 GROMMET 1 SHELL 1 SLEEVE 1 TERMINAL		
06-18			G244-7760598	WO-800422	7760598	CONNECTOR, male, No. 14 AWG cable, terminal, assy..	1	ea
					572999 573005 573007 572929	Composed of: 1 BUSHING 1 GROMMET 1 SHELL 1 TERMINAL		
06-18	H4		RBR-404D4 WO-810895	-----	COVER, terminal, flood light extension cable reel case	1	ea
			11004-0573004	573004	EXTENSION, reel, assy ----- GROMMET, wtrprf cable connector, No. 12 AWG cable	1 1	ea ea
						(circuit closure cap)		
06-18	H4		H004-0573005	-----	573005	GROMMET, wtrprf cable connector, No. 14 AWG cable..	1	ea
06-18				HC-DL12-3	HANDLE, wood, baked enamel finish -----	1	ea
06-18				RBR-406D4	HOLDER, brush -----	2	ea
06-18				HC-DL16-5	-----	HOOK, flat, S	1	ea
06-18				HC-DL16-4	-----	HOOK, wire, S, cd-plate or parkerized, oil finish..	1	ea
				WO-810894	-----	LAMP, assy.....	1	ea
06-18	H4		H104-0193048	-----	LAMP, elec, incand, min, 24-28 v, sgle-tun-fil, No. 1204, 21 cp (dble-contact cand-bay-base, S-8 bulb, C-2V fil)	1	ea
06-18				RBR-203D3	-----	LID, case -----	1	ea
06-12,18		G741-7412783	WO-810893	7412783	LIGHT, extension, w/REEL	1	ea
06-18			G740-7372885	WO-673600	7372885	SCREW, assembled washer int-teeth lock washer, hex- hd, header-pt, S, cd- or zn-pltd, 1/4-20NC x % (super- seded by SCREW 425380)	2	ea

	H1	H101-0425380	-----	425380	SCREW, int-teeth lock washer, hex-hd, header-pt, S, cd- or zn-pltd, 1/4-20NC-2 x (supersedes SCREW 7372885)	2	ea
	H1	5310-017-4916	H001-7124701	174916	WASHER, LOCK, int-ext-teeth, S, cd- or zn-pltd, 1/4 x 0.760 (0.720 to 0.760 OD) (used for attaching screw through connection)	1	ea
06-18			G252-7524649	WO-801692	7524649	MARKER, circuit number (reel lamp cable)	2	ea
06-18				RBR-204D4	-----	NUT, hex -----	1	ea
				RBR-417D4	-----	PAWL, ratchet -----	1	ea
				RBR-422D4	-----	PIN, spring, ratchet -----	1	ea
				RBR-421D4	-----	PLATE, separator -----	1	ea
06-18				RBR-273D4	-----	PLATE, switch -----	1	ea
06-18				RBR-201D3	-----	PULLEY, lower half -----	1	ea
06-18				RBR-200D3	-----	PULLEY, upper half -----	1	ea
06-18				RBR-432-D3	-----	RATCHET -----	1	ea
06-18				HC-DL12-2	-----	REFLECTOR, br, ni-plate -----	1	ea
				RBR-410D4	-----	RING, inner, block, flood light extn cable shaft (silver pltd)	2	ea
				RBR-411D4	-----	RING, outer, block, flood light extn cable shaft (silver pltd)	2	ea
06-18				RBR-276D4	-----	RING, wire -----	1	ea
				RBR-424D4	-----	RIVET, brush -----	2	ea
				RBR-425D4	-----	RIVET, brush holder -----	2	ea
				RBR-426D4	RIVET, brush block -----	1	ea
				RBR-427D4	-----	RIVET, fl-hd, S, 0.092 x 0.161 (flood light extn reel ratchet)	1	ea
06-18					451785	SCREW, binder head, slotted, machine -----	4	ea
06-18			G740-7372885	WO-673600	7372885	SCREW, int-teeth-lock washer, hex-hd, header-pt, S, cd- or zn-pltd, 1/4-20NC-2 x	1	ea
06-18					145230	SCREW, rd-hd, tapping -----	1	ea
06-18					9407716	SCREW, sh-metal, No. 4, binder head -----	2	ea
06-18				RBR-274D4	-----	SCREW, wood -----	2	ea
06-18				RBR-209D3	-----	SHAFT, main -----	1	ea
	H4		H004-0573007	-----	573007	SHELL, wtrprf cable connector, female (mates w /SHELL 573010) (circuit closure cap)	1	ea
06-18	H4		H004-0573010	-----	573010	SHELL, wtrprf cable connector, 1 cable, male (mates w/SHELL 573007)	1	ea
06-18				RBR-428D4	-----	SHIELD, fiber, flood light extension cable reel case -----	1	ea
06-18	H4		H004-0573000	-----	573000	SLEEVE, waterproof cable connector -----	2	ea
06-18				RBR-294D4	-----	SPRING, clock -----	1	ea
				RBR-419D4	-----	SPRING, ratchet, compression, 1/4 free lg (ratchet pawl, flood light extn reel)	1	ea
				RBR-418D4	STUD, pivot, ratchet -----	1	ea
06-18				RBR-264D4	-----	SWITCH, toggle, push-in or slide type -----	1	ea
06-18	H4	H004-0572929	-----	572929	TERMINAL, cable, snap, male, type 1, 15 amp, no. 14 AWG cable	2	ea

(1) ILLUSTRATION NO.	(2) REFER- ENCE SYMBOLS	(3) FEDERAL STOCK NO.,	(4) ORDNANCE STOCK NO.	(5) MFR'S PART NO.	(6) ORDNANCE PART NO.	(7) DESCRIPTION	(8) QUANTITY INCOR- PORATED IN UNIT	(9) UNIT OF ISSUE
						GROUP 06—ELECTRICAL SYSTEM—Continued		
						0609.2—AUXILIARY LIGHTS (M170)—Continued		
06-18		752-4913	G244-7524913	WO-801458 RBR-210D4 RBR-415D4	7524913	TERMINAL, non-conductor (circuit closure cap)	1	ea
						WASHER, shakeproof	1	ea
						WASHER, thrust, plain, S, $\frac{1}{8}$ ID, $\frac{3}{32}$ OD, 0.0825 thk (thrust, flood light extn cable shaft)	1	ea
06-18				RBR-265D4 RBR-266D4		WIRE, ground	1	ea
						WIRE, power	1	ea
						0610—SENDING UNITS		
	H6	H006-0214315	137405	CONNECTOR, flared tube, inverted, br, $\frac{1}{4}$ tube, $\frac{1}{8}$ male pipe end (optional w/CONNECTOR 145474)	1	ea
	H6	H006-0214551	145474	CONNECTOR, flared tube, inverted, S, cd- or zn-pltd, $\frac{1}{4}$ tube, $\frac{1}{8}$ male pipe end (optional w/CONNECTOR 137405)	1	ea
	H6	H106-0142735	142735	ELBOW, pipe, reducing, 90 deg, br, $\frac{1}{4}$ x (engine oil pressure unit)	1	ea
03-9	5330-737-5146	G740-7375146 G758-8329686	WO-648927 WO-806832	7375146 8329686	GASKET, fuel level sending unit (cork)	2	ea
						SUPPORT, oil pressure sending unit, w/BACKET, assy	1	ea
	H1	012-0367	H001-4167521	120367	NUT, hex, lt, s-fin, S, cd- or zn-pltd, $\frac{1}{4}$ -28NF-2 (used on engines after serial No. 83923)	2	ea
	H1	013-1395	H101-0131395	131395	NUT, PLAIN, sq, S, cd- or zn-pltd, $\frac{1}{4}$ -20NC-2....	1	ea
	H1	H001-5417681	1 2 1 9 0 0		SCREW, cap, hex-hd, S, cd- or zn-pltd, $\frac{1}{4}$ -20NC-3 x 1	1	ea
	H1	5310-012-0380	H001-7025681	120380	WASHER, lock, med, S, cd- or zn-pltd, $\frac{1}{4}$ in (used on engines after serial No. 83923)	2	ea
			G758-8333280	AC-GG8799 WO-804319 AL-E011199F WO-812250 SW-507N WO-906054	8333280 - - - -	TRANSMITTER, liquid quantity (optional w/TRANS- MITTER AL-E011199F and SW-507N) (M170)	1	ea
						TRANSMITTER, liquid quantity (optional w /TRANS- MITTER 8333280 and SW-507N) (M170)	1	ea
						TRANSMITTER, liquid quantity (optional w/TRANS- MITTER 8333280 and AL-E011199F) (M170)	1	ea
		6620-738-9566	G742-7389566	AC-1512423 WO-804873 WO-809816	7389566	UNIT, sending, engine water temperature, assy (op- tional w/UNIT WO-809816)	1	ea
						UNIT, sending, engine water temperature, assy (op- tional w/UNIT 7389566)	1	ea

				SW-507F WO-810284	-----	UNIT, sending, fuel level, assy (optional w/UNIT 8329687)	1	ea
03-9, 03-11		G758-8329687	AC-1517756	8329687		UNIT, sending, fuel level, assy (optional w/UNIT SW-507F)	1	ea
			DP-GG9096 WO-805914					
03-9	5305-281-1091	G758-8332524	8332524		BOLT, ASSEMBLED WASHER, mach, cross-recess- pan-hd, S, cd- or zn-pltd, int-teeth lock washer, No. 8-32NC-2 x 1/4 (supersedes SCREW 8332077)	5	ea
		5305-270-7324	G758-8332077	8332077		SCREW, ASSEMBLED WASHER, mach, cross- recess-pan-hd, S, cd- or zn-pltd, w/lock washer, No. 8-32NC-2 x 3/4 (superseded by BOLT 8332524)	5	ea
01-2	6680-741-6363	G742-7728856	7728856		UNIT, sending, oil pressure, 24 v, wtrprf, assy (M38A1)	1	ea
			SW-506B WO-800213					
			G742-7954231	7954231		UNIT, sending, oil pressure (M170)	1	ea
			AC-1507492					
			WO-808567					
			AL-E0F11993					
			WO-809820					
						0611—HORN		
14-2			RG-402141	-----	ADAPTER, switch -----		1	ea
			WO-806915					
	H1	2540-734-8574	G740-7348574	7348574		BRACKET -----	1	ea
		5305-741-8145	H101-9409107	9409107		BOLT, mach, w/lock washer, hex-hd, S, cd- or zn-pltd, 1/4-20NC x	2	ea
	H4	5975-350-9272	H004-0572999	572999		BUSHING, terminal, grommet adapting, wtrprf cable connector, No. 14 AWG cable (horn switch)	2	ea
	H6	6145-772-0853	H005-0812364	-----	15-C-2165- 170	CABLE, automotive-low tension, ins (plastic, natural, syn-ru) wtrprf, sgle cond, stranded, shielded, cond size, No. 14 AWG, 0.160 OD (horn switch) (8 in.)		ft
14-2; 18-6	-----	2520-741-2442	G740-7412442	7412442		CAP, flexible (horn button)	1	ea
	H4	5935-350-9273	H004-0573000	573000		CONNECTOR, assy (inside) (horn switch) -----	2	ea
	H4	11004-7760599	7760599		CONNECTOR, female, No. 14 AWG cable terminal, assy (horn switch)	2	ea
				572999		Composed of:		
				573000		1 BUSHING		
				573005		1 CONNECTOR		
				573010		1 GROMMET		
				572929		1 SHELL		
				8332677		1 TERMINAL		
			G758-8332677	8332677		DISK, push rod, horn switch (centering) (used after vehicle serial No. 48124)	1	ea
14-2			G758-8329688	8329688		GASKET, steering gear horn switch -----	1	ea
	114	5325-350-9277	H004-0573005	573005		GROMMET, wtrprf cable connector, No. 14 AWG cable (0.160 dia) (horn switch)	2	ea

(1) ILLUSTRATION NO.	(2) REFERENCE SYMBOLS	(3) FEDERAL STOCK NO.	(4) ORDNANCE STOCK NO.	(5) MFR'S PART NO.	(8) ORDNANCE PART NO.	(7) DESCRIPTION	(8) QUANTITY INCORPORATED IN UNIT	(9) UNIT OF ISSUE
GROUP 06—ELECTRICAL SYSTEM—Continued								
0611 —HORN —Continued								
		2540-736-1412	G742-7728341	AL-HX4001UT WO-800906	7728341	HORN, elec, 24 v, waterproof, assy	1	ea
	H1	5305-012-3450	H001-5418341	123450	BOLT, screw mach, hex-hd, S, cd- or zn-pltd, $\frac{1}{4}$ - 28NF-3 x	2	ea
	H1	5310-012-1753	H001-7017621	-----	121753	WASHER, lock, ext-teeth , S, cd- or zn-pltd, 0.494 OD, $\frac{1}{4}$ in. bolt size	2	ea
		2530-752-4649	G252-7524649	WO-801692	7524649	MARKER, circuit (horn switch)	2	ea
			G758-8332518	WO-809173	8332518	RETAINER, button cap, S, cd- or zn-pltd, 1.281 ID, 0.020 thk	1	ea
14-2				WO-807112	-----	ROD, push, switch.....	1	ea
	H4	5935-350-9282	H004-0573010	573010	SHELL, male, connector, 1 cable (2 wire) (mates w/SHELL 573007) (horn switch)	2	ea
14-2; 06-11			G768-8329689	WO-806412	8329689	SWITCH, w/CABLE, assy.....	1	ea
	H5	H005-0875945	-----	17-T-1745-60	TAPE, insulating, vinyl chloride acetate, black, width $\frac{3}{4}$ in., thk 0.010 in. (36 yd per roll) (horn switch)		roll
	H4	H004-0572929	-----	572929	TERMINAL, wire, No. 10-14 AWG (0.160 dia) (horn switch)	2	ea
14-2			G758-8329690	WO-806393	8329690	WASHER, retaining, switch, push rod	1	ea
0612—BATTERIES AND CABLES								
		249-9354	51 A-1562-255	SPEC-OA111 WO-A11760	51-A-1562-255	ACID, sulfuric, storage battery, dilute (electrolyte) special, sp-gr, 1.280 1-1 gal (imperial), container (in one package)	1	ea
	H15	H015-0572553	572553	BATTERY, storage, lead-acid, charged, dry, No. 2 HN (automotive service, 12 v, 6-cell, 45 amp-hr rating, $10\frac{3}{16}$ x x $8\frac{5}{16}$ max)	2	ea
	H1	042-5388	H101-0425388	-----	425388	BOLT, integral lock washer, hex-hd, header-pt, S, cd- or zn-pltd, $\frac{1}{2}$ - 18NC x (battery box to dash reinforcement)	4	ea
	H4	H004-0116300	501924	BOLT, battery terminal, sq-hd, S, ld-ctd, $\frac{5}{16}$ - 18NC , w/NUT, (battery to ground cable (1), battery to battery cable (2), battery to starter cable (1))	4	ea
				BA-ZF1017 WO-684725	BRACKET, catch clamp (used on vehicles after serial No. 63252)	1	ea
				WO-673438	8677261	BRACKET, hanger, cowl battery box	4	ea
H1	010-4249	H001-0926132	104249	RIVET, solid, fl-hd , S, X x	8	ea

			WO-681758	BRACKET, retn, cowl battery hold-down.....	4	ea
			WO-680303	-----	BRACKET, support, battery box to dash	1	ea
			WO-680301	8393195	BRACKET, support, w/weld NUTS (welded) (battery box to dash)	1	ea
	H1	042-5388	H101-0425388	425388 BOLT, integral lock washer, hex-hd, header-pt, 5, cd- or zn-pltd, $\frac{5}{16}$ -18NC x	8	ea
			WO-680307	8677551	BRACKET, support, w/weld NUTS (welded) (battery box to instrument panel, inboard)	1	ea
	H1	042-5388	H101-0425388	425388 BOLT, integral lock washer, hex-hd, header-pt, S, cd- or zn-pltd, $\frac{5}{16}$ -18NC x	7	ea
			WO-680306	BRACKET, support, w/weld NUTS (welded) (battery box to instrument panel, outboard)	1	ea
	H1	042-5388	H101-0425388	425388 BOLT, integral lock washer, hex-hd, header-pt, S, cd- or zn-pltd, $\frac{5}{16}$ -18NC x	7	ea
	H5		H005-0812370	-----	812370 CABLE, automotive, low tension, ins, wtrprf, sgle-cond, stranded, cond size No. 2 AWG, 0.610 OD	‡	ft
06-11			G758-8329663	WO-806384	8329663 CABLE, battery to battery, assy.....	1	ea
					Composed of:		
					812370 CABLE (5 in.)		
					7056639 2 INSULATOR		
					7412573 2 MARKER		
06-11			G758-8329664	PC-5292376	-----	2 TERMINAL	
			WO-806389	8329664	CABLE, battery to ground, assy.....	1	ea
					Composed of:		
					812370 ‡ CABLE (42 in.)		
					7056639 2 INSULATOR		
					7412573 2 MARKER		
				PC-5292376	-----	2 TERMINAL	
	H1	012-0758	H001-5421241	120758 SCREW, mach, hex-hd, S, cd- or zn-pltd, $\frac{3}{8}$ -24NF-3 x $\frac{1}{4}$ (battery ground cable to frame)	1	ea
	H1	5310-017-8651	H001-7124741	-----	178551 WASHER, lock, S, cd- or zn-pltd, No. 7, 0.965 OD, $\frac{3}{8}$ in. bolt size	1	ea
06-11			G758-8329665	WO-806388	8329665 CABLE, battery to starter, assy	1	ea
					Composed of:		
					812370 CABLE (25 in.)		
					7056639 2 INSULATOR		
					7412573 2 MARKER		
				PC-5292376	-----	2 TERMINAL	
			WO-684724	CLAMP, catch, assy (used on vehicles after serial No. 63252)	1	ea
					Composed of:		
					WO-684725 -----	1 BRACKET	
					WO-684729	1 CLAMP	
					WO-684726	1 LEVER	
					WO-684727	1 PIN	
					WO-684728	1 PIN	
	H1	010-4235	H001-0926074	104235 RIVET, SOLID, fl-hd, S, x	2	ea

a

(1) ILLUSTRATION NO.	(2) REFERENCE SYMBOLS	(3) FEDERAL STOCK NO.	(4) ORDNANCE STOCK NO.	(6) MFR'S PART NO.	(8) ORDNANCE PART NO.	(7) DESCRIPTION	(8) QUANTITY INCORPORATED IN UNIT	(8) UNIT OF ISSUE
						GROUP 06—ELECTRICAL SYSTEM—Continued		
						0612—BATTERIES AND CABLES—Continued		
				WO-684729		CLASP, spring release, catch clamp (used on vehicles after serial No. 63252)	1	ea
	H4		H004-0327736		120527	CLIP, loop type, closed, $\frac{5}{8}$ hole for no. 10 screw (positive cable to dash (1); negative cable to dash (1), negative cable to splash apron (1))	3	ea
	H1		H101-0454783		454783	SCREW, mach, w/int-teeth lock washer, pan-hd, cross-recess, S, cd- or zn-pltd, no. 10-24 NC x	3	ea
			G758-8329666	WO-807111	8329666	FRAME, hold-down, battery (welded) (under cowl)	2	ea
		5305-734-6940	G740-7346940	WO-640193	7346940	BOLT, clamp, battery, $\frac{5}{16}$ -18NC-3 x 8 $\frac{3}{4}$	4	ea
	H1	014-8313	H101-0148313		148313	NUT, plain, wing, S (formed), cd- or zn-pltd, $\frac{3}{4}$ -18NC-2	4	ea
	H1	5310-012-0214	H001-7025711		120214	WASHER, lock, med, S, cd- or zn-pltd, $\frac{5}{8}$ in.....	4	ea
			G503-7324833	WO-52725	7324833	WASHER, lock, plain, S, cd- or zn-pltd, $\frac{1}{4}$ x $\frac{5}{16}$	4	ea
	H2		H102-0120013		120013	GROMMET, ru, split, $\frac{5}{8}$ ID, $2\frac{7}{8}$ OD, $\frac{1}{8}$ groove dia (battery cable through dash (2), battery ins boxes (2)) (used on vehicles through serial no. 14750)	4	ea
		5325-734-6945	G740-7346945	WO-801809	7346945	GROMMET, ru, split, $\frac{3}{4}$ ID, $\frac{1}{8}$ groove dia (battery cable through dash (2), battery ins boxes (2)) (used on vehicles after serial no. 14750)	4	ea
		5970-705-6639	G252-7056639	WO-801697	7056639	INSULATOR, plastic, 0.625 ID, 2.0001g, 0.046 wall thkn (battery to ground cable (2), battery to battery cable (2), battery to starter (2))	6	ea
				WO-684726		LEVER, catch clamp (used on vehicles after serial no. 63252)	1	ea
				WO-680382	8677636	LID, battery box, assy (used on vehicles through serial no. 63252)	1	ea
				WO-684731		LID, battery box, assy (welded) (used on vehicles after serial no. 63252)	1	ea
				WO-684732		LID, battery box, w/CLAMP, assy (used on vehicles after serial no. 63252)	1	ea
		2540-741-2573	G200-7412573	WO-801694	7412573	MARKER, conduit, al-alloy, ID, 0.126 thk	6	ea
					431904	NUT, hex, It, S, ld-ctd, $\frac{3}{8}$ -16NC-2 (battery post terminal)	4	ea
	H1		H101-832063		8332063	NUT, push-on, type B, S, $\frac{5}{8}$ in. lg, in. wide, f/ $\frac{5}{8}$ stud (battery frame hold-down bolt)	4	ea

			WO-669904	8673999	NUT, weld, S, $\frac{3}{8}$ -18NC (battery box support bracket to instrument panel (14), battery box support bracket to dash panel (8), battery box reinforcement (4))	26	ea
			WO-680123	8677641	PANEL, bottom, battery box	1	ea
			WO-680561	8677596	PANEL, side, battery box, rear (at cowl)	1	ea
			ONB-SN1610	8677317	NUT, weld, S, no. 10-24NC	2	ea
			WO-674898				
5305-016-1895	H101-0161895			161895	SCREW, tapping, thread forming, pan-hd, S, cd- or zn-pltd , no. 10 (0.191) x (battery box side panel to bottom to cowl)	7	ea
			BA-ZL1005		PIN, clasp, catch clamp (used on vehicles after serial no. 63252)	1	ea
			WO-684727				
			BA-ZL1006		PIN, lever, catch clamp (used on vehicles alter serial no. 63252)	1	ea
			WO-684728				
			UC-48155	142083	PLUG, button, plain, S, dia hole (for 0.047 to 0.093 thk material) (painted) (radio cable hole in battery box)	1	ea
			WO-806673				
			WO-680340	8393196	REINFORCEMENT, w/weld NUTS (welded) (battery box on dash panel)	1	ea
			PK-P9419R	8393223	SCREW, thumb, S, cd- or zn-pltd, $\frac{1}{4}$ -20NC-2 x 1 w/WASHER, (battery box door) (use through vehicles serial no. 63253)	8	ea
			WO-681166				
			WO-680274		STRAP, cowl battery box door hold-down (use on vehicles up to serial no. 63252)	4	ea
			WO-684720		STRAP, cowl battery box door hold-down (use after vehicles serial no. 63252)	1	ea
			WO-680687	8393202	TEE, drain tube, S, battery box	1	ea
	H004-0507032			507032	TERMINAL, battery, negative, w/clamp and lug attaching BOLTS and NUTS, assy	2	ea
	H004-0507031			507031	TERMINAL, battery, positive, w/clamp and lug attaching BOLTS and NUTS, assy	2	ea
			PC-5292376		TERMINAL, cable, solder, lug, rd-end, cop, cd-pltd (battery to ground cable (2), battery to battery cable (2), battery to starter cable (2)) (superseded by TERMINAL PC-EX6686)	6	ea
			WO-802635				
			PC-EX6686		TERMINAL, cable, solder, rd-end, cop, tin-pltd (battery to ground cable (2), battery to battery cable (2), and battery to starter cable (2)) (supersedes TERMINAL PC-5292376)	6	ea
			WO-811911				
			WO-677786	8677545	TRAY, battery box (welded) (at cowl)	2	ea
			WO-680479	8677554	TUBE, drain, battery tray, ru	1	ea
			WO-680477	8393199	TUBE, drain, battery tray, ru (inboard)	1	ea
			WO-680478	8677394	TUBE, drain, battery tray, ru, (outboard).	1	ea
			WO-A4690	8393069	TUBE, drain, S, battery box tray (use TUBING 44-T-5080-35 (% lg))	2	ea
			WO-680381	8393197	WEATHERSTRIP, ru, 0.50 wide, 61.86 lg, 0.012 thk (cowl battery box door)	1	ea

(1)	(2)	(3)	(4)	(5)	OD	(7)	(8)	(9)
ILLUSTRATION NO.	REFERENCE SYMBOLS	FEDERAL STOCK NO.	ORDNANCE STOCK NO.	MFR'S PART NO.	ORDNANCE PART NO.	DESCRIPTION	QUANTITY INCORPORATED IN UNIT	UNIT OF ISSUE
						GROUP 06—ELECTRICAL SYSTEM—Continued		
						0613.1—CHASSIS WIRING		
			G244-7726804	WO-801977	7726804	BRACKET, connector (ground connector to reel lamp) (M170)	1	ea
			G244-7726808	WO-801460	7726808	BRACKET, assy (non-conductor) (M170)	4	ea
	H4	5975-350-9272	H004-0572999	572999	BUSHING, grommet adapting, wtrprf cable connector, No. 14 AWG cable (light switch harness (25), horn ground cable (1), fuel gage sending cable (2), voltage regulator harness (7))	35	ea
		5340-772-2343	G251-7722343	SCI-10-40813-5 WO-801252	7722343	BUSHING, RUBBER, elec, connector, 1-cable hole, 0.150 dia hole, % OD (voltage regulator harness)	1	ea
06-11			G758-8329736	GE-381B152 TI-057993 WO-806409	8329736	CABLE, assy (generator to generator regulator)	1	ea
	H5	6146-705-6678	H005-0812366	15-C-2165-200	CABLE, automotive, low tension, ins (plastic, natural or syn-ru), wtrprf, sgle-cond, stranded, shielded, cond size AWG No. 12, 0.235 in OD (generator regulator harness)	\$	ft
	H5	6145-705-6677	H005-0812367	15-C-2165-250	CABLE, automotive, low tension, ins (plastic, natural or syn-ru), wtrprf, sgle-cond, stranded, shielded, cond size AWG No. 8, 0.360 in OD (generator regulator harness)	\$	ft
	H5	6145-772-0853	H005-0812364	15-C-2165-170	CABLE, automotive, low tension, ins (plastic, natural or syn-ru), wtrprf, sgle-cond, stranded, shielded, cond size AWG No. 14, 0.160 in OD (light switch cable s horn cable, generator regulator harness, fuel gage sending cable)	\$	ft
	H5			7720853	CABLE, 14 AWG (0.160 OD) (light switch, fuel gage and voltage regulator)	\$	ea
06-11			WO-806413	8677520	CABLE, assy, fuel gage to sending unit	1	ea
					7720853	Composed of:		
					7760599	\$ CABLE (99 in.)		
				WO-807196	1 CONNECTOR		
					7524649	1 LOOM (74 in.)		
06-12			WO-809261	2 MARKER		
					7720853	CABLE, fuel gage to sending unit, assy (M170)	1	ea
					7760599	Composed of :		
						\$ CABLE (96 in.)		
						1 CONNECTOR		

				PM-451	-----	1 LOOM (68 in.) 2 MARKER 2 TERMINAL		
06-11			P0-5292274 WO-801529	7524649 572929 8677059	CABLE, horn to ground, assy.....	1	ea
	H1	5310-012-0361	H001-4135661		120361	NUT, PLAIN, HEXAGON, S, NI- or zn-pltd, No. 10-24NC-2 (horn ground cable and blackout head light ground cable to fender)	1	ea
	H1	H 101-0454783		454783	SCREW, int-teeth-lock washer, cross-recess-pan-hd, S, cd- or zn-pltd, No. 10-24NC- x	1	ea
	H1	5310-017-8378	H001-7124621		178378	WASHER, lock, int-ext-teeth, S, cd- or zn-pltd, No. 10 x 0.610 (0.580 to 0.610 OD) (used between horn cable terminal and fender)	1	ea
06-11	H4	-----	H004-0327736		120527	CLIP, closed loop, S, cd- or zn-pltd, OD tube hole for bolt (voltage regulator- harness to dash (1), light switch harness (3))	4	ea
			G252-7525934		7525934	CLIP, connector (head light housing, left (3), right (3), blackout head light (2))	8	ea
06-11	H4	-----	H104-0145409		145409	CLIP, fastener (type B) S, phos-ctd, 1/16 in. (blackout marker light cable to right radiator air deflector (1), horn and blackout driving lamp cable to fender splasher (1), light switch harness (1))	3	ea
	H4	H104-0432653		432653	CLIP, fastener (type B), S, cd- or zn-pltd, 3/8 in cable (head light cable to upper air deflector)	2	ea
06-11			G740-7047998	WO-A5449	7047998	CLIP, open, 1/16 dia hole for No. 10 screw (blackout head light cable to fender)	1	ea
	H1	-----	H101-0454783		454783	SCREW, mach, int-teeth-lock washer, cross-recess, pan-hd, header-pt, S, cd- or zn-pltd, No. 10-24NC x	1	ea
05-1; 06-11	5940-734-3086	G503-7343086	WO-A5450	7343086	CLIP, open, S, 1/16 hole for 3/8 bolt (head light cable to clip bracket (1), light switch rear harness to rear cross member (1), foot dimmer switch to dash (1))	3	ea
	H1	012-0361	11001-4135661		120361	NUT, PLAIN, HEXAGON, S, cd- or zn-pltd, No. 10-24NC-2 (light switch rear harness to rear cross member (2), clip to radiator guard wiring clip bracket (1))	3	ea
	H1	-----	H101-0454783		454783	SCREW, mach, int-teeth-lock washer, cross-recess-pan-hd, S, cd- or zn-pltd, No. 10-(0.190)-24NC x 1/2 (clip to radiator guard wiring clip brkt (1), light switch harness to rear cross member (1), foot dimmer switch to dash (1))	3	ea
06-11	H2		H102-0145525		145525	CLIP, open, wiring harness, 1/16 hole for 3/8 screw , slip on type (light switch harness to left frame side member (9), to rear cross member (2), to left tail light bracket (1), to right tail light bracket (1))	13	ea

(1) ILLUSTRATION NO.	(2) REFER- ENCE SYMBOLS	(3) FEDERAL STOCK NO.	(4) ORDNANCE STOCK NO.	(5) MFR'S PART NO.	(6) ORDNANCE PART NO.	(7) DESCRIPTION	00 QUANTITY INCOR- PORATED IN UNIT	(9) UNIT OF ISSUE
						GROUP 06—ELECTRICAL SYSTEM—Continued		
						0613.1—CHASSIS WIRING—Continued		
	H2	H002-8328252	-----	8328252	CLIP, roof rail wiring, type T, 0.132 dia wire to 0.032 in supporting structure (right tail light bracket (1), ignition switch circuit No. 85 to instrument panel (1))	2	ea
		5935-776-2760	G256-7762750	-----	7762750	CONNECTOR, 3-wire (light switch harness)..	2	ea
				DM-4013	7524916	CONNECTOR, assy (grounded) (M170)	1	ea
				WO-810197		Composed of:		
					7726804	1 BRACKET		
					573004	1 GROMMET		
					573010	1 SHELL		
					7524915	1 TERMINAL		
		5935-741-2643	G740-7412643	WO-804782	7412643	CONNECTOR, female, 2 no. 14 AWG cable terminal, assy (light switch wiring harness)	1	ea
					572999	Composed of:		
					573000	2 BUSHING		
					573005	2 CONNECTOR		
					573008	2 GROMMET		
					572929	1 SHELL		
					7760599	2 TERMINAL		
	H4	H004-7760599	7760599	CONNECTOR, female, type PCA, 14 AWG cable, terminal, assy (light switch harness (14), fuel gage sending cable (2), voltage regulator harness (5))	21	ea
					572999	Composed of:		
					573000	1 BUSHING		
					573005	1 CONNECTOR		
					573010	1 GROMMET		
					572929	1 SHELL		
				WO-806415	1 TERMINAL		
						CONNECTOR, male, no. 12 AWG cable, terminal, assy (voltage regulator harness)	1	ea
						Composed of:		
					573004	1 GROMMET		
					573009	1 SHELL		
					572930	1 TERMINAL		
			G251-7762642	WO-800425	7762642	CONNECTOR, male, no. 14 AWG cable, terminal, assy (light switch wiring harness)	4	ea
					572999	Composed of:		
						1 BUSHING		

				573005 573009 572929 7760598	1 GROMMET 1 SHELL 1 TERMINAL CONNECTOR, male, no. 14 AWG cable, terminal, assy (light switch harness (3), horn ground cable (1), volt- age regulator harness (2)) Composed of : 1 BUSHING 1 GROMMET 1 SHELL 1 TERMINAL	6	ea
	5935-776-0598	G244-7760598	WO-800422				
	5935-772-2367	G741-7722367	572999 573005 573007 572929 7722367	CONNECTOR, PLUG (generator to generator regulator cable)	1	ea
	5935-776-2605	G244-7762605	WO-800426	7762605	CONNECTOR, PLUG, double, female, no. 14 AWG cable terminal, assy (light switch wiring harness) Composed of: 2 BUSHING 1 GROMMET 1 SHELL 1 SLEEVE 1 TERMINAL	2	ea
	5935-772-2368	G741-7722368	SCI-60-42622-2S	572999 573002 573008 573126 572929 7722368	CONNECTOR, PLUG, ELECTRICAL, wtrprf, cable connector, 1-cable (generator to generator regulator cable)	1	ea
	5930-773-0893	G742-7730893	SCI-60-42622-22P WO-801250	7730893	CONNECTOR, PLUG, wtrprf, elec connector, no. 12 shell, male pin insert, four no. 8 AWG cable contacts (voltage regulator harness)	1	ea
	2920-772-0495	G244-7720495	SCI-60-42613-5S WO-801249	7720495	CONNECTOR, PLUG, wtrprf, no. 12 shell, female socket insert, one no. 16 AWG cable contact, assy	1	ea
	771-6895	G244-7716895	SCI-60-42628-51S WO-801243	7716895	CONNECTOR, PLUG, wtrprf, no. 28 shell female socket insert, twelve no. 12 AWG cable contact, assy (genera- tor regulator harness (1), light switch wiring harness (1))	2	ea
H4	350-9273	H004-0573000	573000	CONNECTOR, wtrprf cable, assy (inside) (light switch harness (16), horn ground cable (1), fuel gage sending cable (2), generator regulator harness (6))	25	ea
H1		G758-8329985 H101-0594271	WO-680460	8329985 594271	COVER, auxiliary power receptacle hole	1	ea
				145411	SCREW, assembled washer, cross-recess-hd, S, cd- or zn-pltd, int-teeth-lock washer, $\frac{1}{4}$ -20NC x lg	4	ea
				145411	FASTENER, clip (type B), S, phos-ctd, % in. cable (voltage regulator harness to dash (2), voltage regular harness to air cleaner splasher (1))	3	ea
				127753	FASTENER, clip (type B), S, phos-ctd, $\frac{3}{16}$ cable (light switch harness to fender splasher (2); voltage regulator harness to dash (2), voltage regulator harness to splash shield (1))	5	ea
				145540	FASTENER, clip (type B), phos-ctd, $\frac{1}{8}$ cable (light switch harness to fender splasher, center and rear)	2	ea

06-11

as 06-11

(1) ILLUSTRATION NO.	(2) REFER- ENCE SYMBOLS	(3) FEDERAL STOCK NO.	(4) ORDNANCE STOCK NO.	(5) MFRS PART NO.	(6) ORDNANCE PART NO.	DESCRIPTION	(8) QUANTITY INCOR- PORATED IN UNIT	(9) UNIT OF ISSUE
GROUP 06—ELECTRICAL SYSTEM—Continued								
0613.1—CHASSIS WIRING—Continued								
					147570	FASTENER, clip (type B), 5, 7 cable (voltage regulator harness to air cleaner splasher)	1	ea
			G742-7731435	SCI-10-40822-54 WO-801251	7731435	GROMMET, chassis, wiring harness to generator regulator plug nut (generator regulator harness)		
		5325-737-1195	G503-7371195	WO-347002	7371195	GROMMET, RUBBER, split, 1/4 ID (in dash for generator ,regulator harness)	1	ea
			G592-7722333	WO-801201	7722333	GROMMET, RUBBER, wtrprf elec connector, 12-hole, 0.150 dia holes, 1.240 OD (light switch harness plug)	1	ea
			G740-7346945	WO-801809	7346945	GROMMET, split, ru, % ID (in dash for light switch harness)	1	ea
	114		H004-0573002		573002	GROMMET, waterproof cable connector, 2 No. 14 AWG cables (light switch harness)	2	ea
	H4		H004-0673004		573004	GROMMET, wtrprf cable connector, No. 12 AWG cable (voltage regulator harness (1), ground connector to reel lamp (1)) (M170)	2	ea
	114		H004-0573005		573005	GROMMET, waterproof cable connector, No. 14 AWG cable (ru) (light switch harness (23), horn ground cable (1), fuel gage sending cable (2), voltage regulator harness (7))	33	ea
06-12			G758-8333281	WO-810549	8333281	HARNESS, wiring, assy (generator to generator regulator) (M170)	1	ea
06-12			G768-8333282	WO-809260	8333282	HARNESS, wiring, light switch, assy (M170)	1	ea
					7720853	Composed of: 1 CABLE (1.358 in.)		
					7762642	3 CONNECTOR		
					7760598	6 CONNECTOR		
					7412643	1 CONNECTOR		
					7760599	13 CONNECTOR		
					7762605	2 CONNECTOR		
					7716895	1 CONNECTOR		
					7722333	1 GROMMET		
					7524649	29 MARKER		
					7723309	1 NUT		
					17 ^L T-1745-	1 TAPE		

06-11		G758-8329662	WO-806410	8329662	HARNESS, wiring, light switch, assy (M38A1)	1	ea
					Composed of:		
				7720853	\$ CABLE (1,248 in.)		
				7762642	4 CONNECTOR		
				7760598	3 CONNECTOR		
				7412643	1 CONNECTOR		
				7760599	14 CONNECTOR		
				7762605	2 CONNECTOR		
				7716895	1 CONNECTOR		
				7722333	1 GROMMET		
				7524649	27 MARKER		
				7723309	1 NUT		
				17-T-1745-60	\$ TAPE		
06-11			WO-806417	8677431	HARNESS, wiring, voltage regulator, assy (M38A1)	1	ea
					Composed of :		
				7722343	1 BUSHING		
				15-C-2165-250	\$ CABLE (20.5 in.)		
				7720853	\$ CABLE (306.5 in.)		
				15-C-2165-200	\$ CABLE (61.5 in.)		
			WO-806415	7760599	5 CONNECTOR		
				-----	1 CONNECTOR		
				7760598	2 CONNECTOR		
				573000	1 CONNECTOR		
				7730893	1 CONNECTOR		
				7720495	1 CONNECTOR		
				7731435	1 GROMMET		
				506159	1 INSULATOR		
				A311679	1 MARKER		
				7524649	9 MARKER		
				7723308	1 NUT		
				7723306	1 NUT		
				17-T-1745-60	\$ TAPE		
				7056715	1 TERMINAL		
06-12			WO-810548	HARNESS, wiring, voltage regulator, assy (M170)	1	
					Composed of :		
				7722343	1 BUSHING		
				15-C-2165-250	\$ CABLE (43.5 in.)		
				15-C-2165-170	\$ CABLE (106.5 in.)		
				15-C-2165-200	\$ CABLE (12.5 in.)		
				7760599	4 CONNECTOR		

CD

(1) ILLUSTRATION NO.	(2) REFER- ENCE SYMBOLS	(3) FEDERAL STOCK NO.	(4) ORDNANCE STOCK NO.	(5) MFR'S PART NO.	OD ORDNANCE PART NO.	(7) DESCRIPTION	(8) QUANTITY INCOR- PORATED IN UNIT	(9) UNIT OF ISSUE
						GROUP 06—ELECTRICAL SYSTEM—Continued		
						0613.1 —CHASSIS WIRING—Continued		
				WO-810548	HARNESS —Continued		
				WO-806415	1 CONNECTOR		
					7760598	1 CONNECTOR		
					7730893	1 CONNECTOR		
					7720495	1 CONNECTOR		
				WO-808610	1 GROMMET		
					506159	1 INSULATOR		
					A311679	1 MARKER		
					7524649	7 MARKER		
					7723308	1 NUT		
					7723306	1 NUT		
					17-T-1745- 60	‡ TAPE		
					7056715	1 TERMINAL		
	H4	H004-0506159	506159	INSULATOR, 0.395 ID, 0.030 wall thks, 1 lg (genera- tor regulator harness)	1	ea
				WO-807196	LOOM, auto, asphalt finish, 3/8 ID, 74 lg (fuel gage send- ing cable) (M38A1)	1	ea
				PM-451	LOOM, auto, asphalt finish, 3/8 ID, 68 lg (fuel gage cable) (M170)	1	ea
			G252-7524649	WO-801692	7524649	MARKER, circuit number (light switch harness (27), horn ground cable (1), fuel gage sending cable (1), voltage regulator harness (9))	38	ea
				WO-801693	A311679	MARKER, conduit, 0.126 thk, X ID (voltage regulator harness)	1	ea
		772-3309	G592-7723309	SCI-60-37005-281 WO-801193	7723309	NUT, PLAIN, KNURLED, retaining, grommet, 1.193 dia cable hole, 1 3/8-18NF-2, 1.750 OD (light switch harness plug)	1	ea
		772-3308	G244-7723308	SCI-60-37005-221 WO-801192	7723308	NUT, retaining, waterproof, elec connector, grommet, 0.953 dia cable hole, 1.2500-18NEF-2 thds (voltage regulator harness)	1	ea
		772-3306	G244-7723306	SCI-60-37005-131 WO-801194	7723306	NUT, retaining, waterproof, elec connector, grommet, 0.328 dia cable hole, 0.625-24NEF-2 thds (voltage regulator harness)	1	ea

H1	H101-0454782	454782	SCREW, int-teet , lock washer, cross-recess, pan-hd, header-pt, S, cd- or zn-pltd, no. 10-24NC x (generator to volt regulator cable and volt regulator harness to dash)	4	ea
H4	350-9279	H004-0573007	-----	573007	SHELL, wtrprf cable connector, 1-cable, female (mates w/SHELL 573010) (2 wire) (light switch harness (3), horn ground cable (1), voltage regulator harness (2))	6	ea
H4	350-9282	H004-0573010	573010	SHELL, wtrprf cable connector, 1 cable, male (mates w/SHELL 573007) (2-wire) (light switch harness (14), fuel gage sending cable (2), voltage regulator harness (5))	21	ea
H4	350-9280	H004-0573008	573008	SHELL, wtrprf connector, 2 cable, female (mates w/SHELL 573009) (light switch cable harness)	3	ea
H4		11004-0573009	573009	SHELL, wtrprf connector, 1 cable, male (mates w/SHELL 573008) (light switch harness (4), voltage regulator harness (1))	5	ea
H4		G251-7762751	-----	7762751	SLEEVE, connector cover (light switch harness)	2	ea
		H004-0573126	573126	SLEEVE, w/CONNECTOR, 3 wire, 14 ga, assy (light switch harness) Composed of: 1 CONNECTOR 1 SLEEVE 3 SPRING	2	ea
H5		G256-7762687	-----	7762687	SPRING, sleeve and connector (light switch harness)	6	ea
		11005-0875945	-----	17-T-1745-60	TAPE, insulating, vinyl chloride acetate, black, width in., thnks 0.010 in. (108 ft per roll)		roll
114	350-9269	11004-0572930	-----	572930	TERMINAL, cable, snap male, type V, 15 amp, no. 12 AWG cable	1	ea
114		11004-0572929	-----	572929	TERMINAL, cable, snap, type 1, 15 amp, no. 14 AWG cable (light switch harness (25), horn ground cable (1), fuel gage sending cable (2), voltage regulator harness (7))	35	ea
			DM-54963 WO-810198	7524915	TERMINAL, connector (ground connector to reel lamp) (M170)	1	ea
H4	705-6715	H004-7056715	7056715	TERMINAL, straight (generator regulator harness)	1	ea
H4	11004-7056708	7056708	TERMINAL, waterseal, solderless, cop, no. 12 and 14 AWG cable, 1% lg, hole for no. 10 screw (horn to ground cable)	1	ea
	6140-361-7944	G503-7371311	WO-A1098	7371311	0615—RADIO SUPPRESSION LEAD, elec, eng, gr, $\frac{5}{16}$ wide, $7\frac{1}{2}$ lg, 2 holes (used up to vehicle serial no. 83475) (generator insulator bolt to engine mtg bracket)	1	ea

(1) ILLUSTRATION NO.	(2) REFERENCE SYMBOLS	(3) FEDERAL STOCK NO.	(4) ORDNANCE STOCK NO.	(a) MFR'S PART NO.	(6) ORDNANCE PART NO.	(7) DESCRIPTION	(8) QUANTITY INCORPORATED IN UNIT	00 UNIT OF ISSUE
						GROUP 06—ELECTRICAL SYSTEM—Continued		
						0615—RADIO SUPPRESSION—Continued		
				WO-809624	-----	LEAD, elec, engine, gr, $\frac{1}{16}$ wide, 12% lg, 3 holes (use after vehicle serial No. 83475)	1	ea
	H1	012-0369	H001-4167601	120369	NUT, plain, hex, lt, s-fin, S, cd- or zn-pltd, $\frac{3}{8}$ -24NF-2.	1	ea
	H1	012-0647	H001-5421261	-----	120647	SCREW, mach, hex-hd, S, cd- or zn-pltd, $\frac{3}{8}$ -24NF-3 x 1	1	ea
	H1	5310-017-8551	H001-7124741	-----	178551	WASHER, lock, int-ext-teeth, S, cd- or zn-pltd, $\frac{1}{2}$ x 0.985 OD	2	ea
	H1	5310-017-8532	11001-7124911	-----	178682	WASHER, lock, int-ext-teeth, S, cd- or zn-pltd, style No. 7, 0.85 OD, $\frac{1}{4}$ bolt size	2	ea
						0617—TRAILER COUPLING		
		5936-735-5938	G747-7355938	SCI-L8719-32 WO-807154	7355938	BRACKET, polarizing, elec connector (used on vehicles through serial No. 75226)	1	ea
	H4	5975-350-9272	H004-0572999	-----	572999	BUSHING, terminal grommet adapting, wtrprf cable connector	7	ea
	H5	6145-772-0853	H005-0812364	-----	812364	CABLE, automotive, low tension ins (plastic natural or syn-ru) wtrprf, sgle cond (receptacle) (8 in.)	1	ft
		5935-776-2750 6935-776-0598	G256-7762750 G244-7760598 WO-800422	7762750 7760598	CONNECTOR, 3 in. wire ----- CONNECTOR, male, No. 14 AWG (receptacle and cable)	1 4	ea ea
						Composed of: 1 BUSHING 1 GROMMET 1 SHELL 1 TERMINAL		
18-4	5935-773-1428	G592-7731428	SCI-60-36397-28 WO-800391	7731428	COVER, receptacle, assy -----	1	ea
	H1	044-6609	H101-0446609	-----	446609	BOLT, integral, lock washer, sltd-hex-hd, S, cd- or zn-pltd, $\frac{1}{4}$ -20NC-2A x	4	ea
	H4	5325-350-9277	11004-0573005		573005	GROMMET, connector, No. 14 AWG cable, 0.160 dia wire (receptacle and cable)	4	ea
	H4	5325-350-9275	11004-0573002		573002	GROMMET, connector, 2 No. 14 AWG cable, 0.160 dia wire (receptacle and cable)	1	ea
			G592-7722333	SCI-10-40828-51 WO-801201	7722333	GROMMET, RUBBER, connector, 12 hole, 0.150 dia hole, 1.240 OD (receptacle, w/CABLE)	1	ea
		2530-752-4649	G252-7524649	WO-801692	7524649	MARKER, circuit number	7	ea

	5310-772-3309	G592-7723309	SCI-60-37005-281 WO-801193	7723309	NUT, PLAIN KNURLED, retaining, elec connector grommet, 1.193 dia cable hole, 1 5/8-18NEF-2, 1.750 OD	1	ea
		G740-7731429	SCI-60-36028-51S WO-800392	7731429	RECEPTACLE, assy (superseded by RECEPTACLE 8376209) (M38A1)	1	ea
		G258-8376209	SCI-60-36030-51S WO-811867	8376209	RECEPTACLE, assy (supersedes RECEPTACLE 7731429) (M38A1)	1	ea
			PC-5292276 WO-801531	8673318	RECEPTACLE, w/CABLE, assy (superseded by RECEPTACLE WO-811900) (M38A1)	1	ea
				812364	Composed of:		
				7760598	1 CABLE (49 in.)		
				7722333	4 CONNECTOR		
				7524649	1 GROMMET		
				7723309	7 MARKER		
				7731429	1 NUT		
				7056708	1 RECEPTACLE		
			WO-811900	-----	1 TERMINAL		
					RECEPTACLE, w/CABLE, assy (supersedes RECEPTACLE 8673318) (M38A1)	1	ea
				812364	Composed of:		
				7760598	1 CABLE (49.75 in.)		
				7722333	4 CONNECTOR		
				7524649	1 GROMMET		
				7723309	7 MARKER		
				7731429	1 NUT		
				7056708	1 RECEPTACLE		
				120361	1 TERMINAL		
H1	012-0361	H001-4135661	454782	NUT, plain, hex, S, cd- or zn-pltd, No. 10-24NC-2 - -	1	ea
H1	-----	H101-0454782		SCREW, mach, w /int-teeth-lock washer, pan-hd, cross-recess, S, cd- or zn-pltd, header-pt, No. 10-24NC x 5/8	1	ea
H1	017-8378	11001-7124621	178378	WASHER, lock, int-ext-teeth, S, cd- or zn-pltd, No. 10 x 0.610	1	ea
114	350-9279	11004-0573007	573007	SHELL, female connector, 1 cable (2-wire) (mates w/SHELL 573010)	4	ea
H4	350-9280	11004-0573008	573008	SHELL, female connector, 2 cable (mates w/SHELL 573009)	1	ea
H4	5935-350-9281	H004-0573009	-----	573009	SHELL, male connector (mates w/SHELL 573008) - - -	1	ea
	2510-776-2751	G256-7762751	7762751	SLEEVE, 3 in wire (connector)	1	ea
	2510-776-2687	G256-7762687	7762687	SPRING, connector socket -----	1	ea
H4	H004-0572929	572929	TERMINAL, cable, snap, male, type 1, 15 amp, no. 14 AWG cable	7	ea
H4	H004-7056708	7056708	TERMINAL, solderless, cop, no. 12 and 14 AWG cable, 1% lg, hole for no. 10 screw (inter-vehicle receptacle)	1	ea


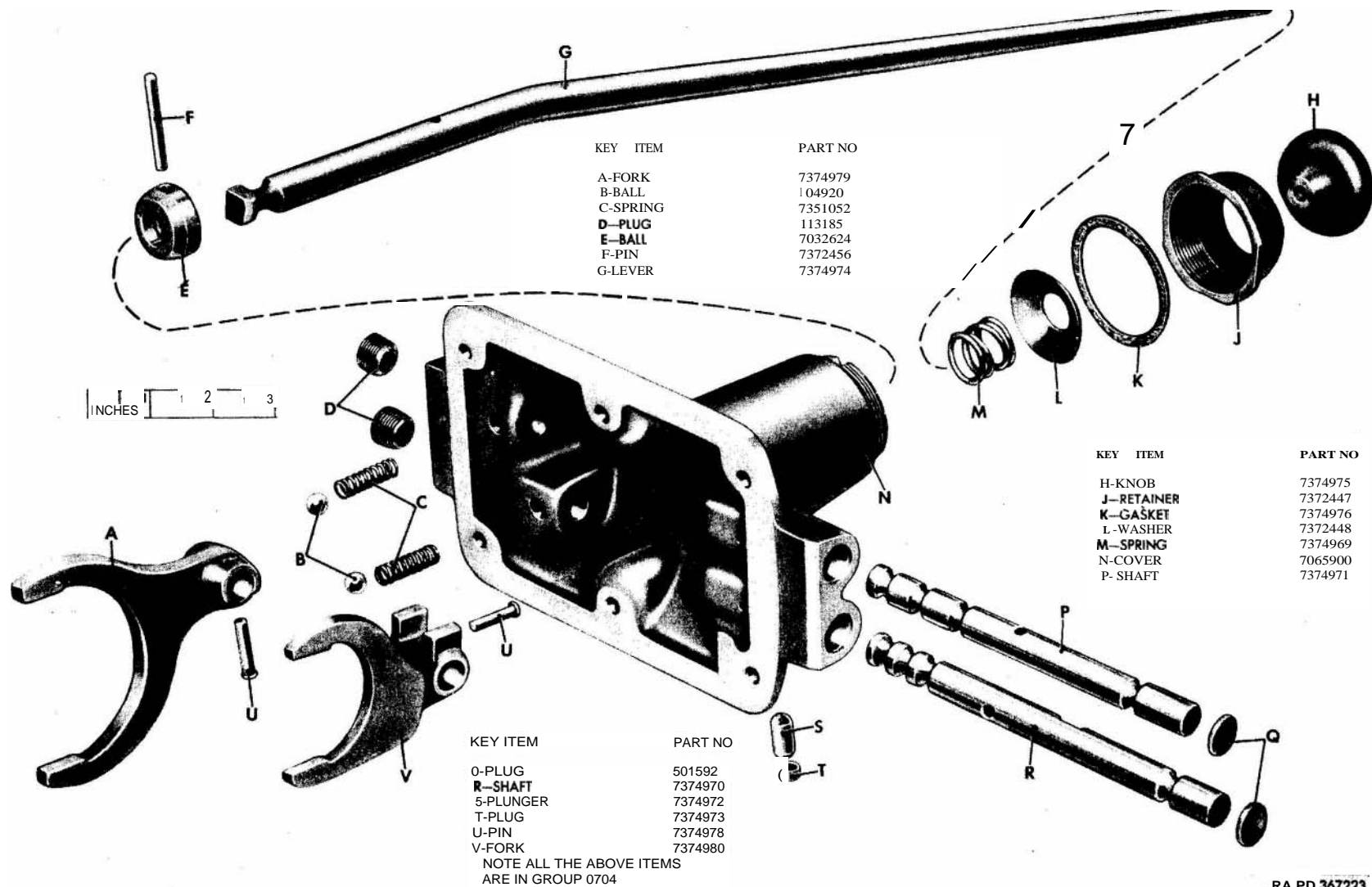


Figure 07-1. Transmission, assy (7697471)



RA PD 367223

Figure 07-2. Transmission cover and related parts—exploded view




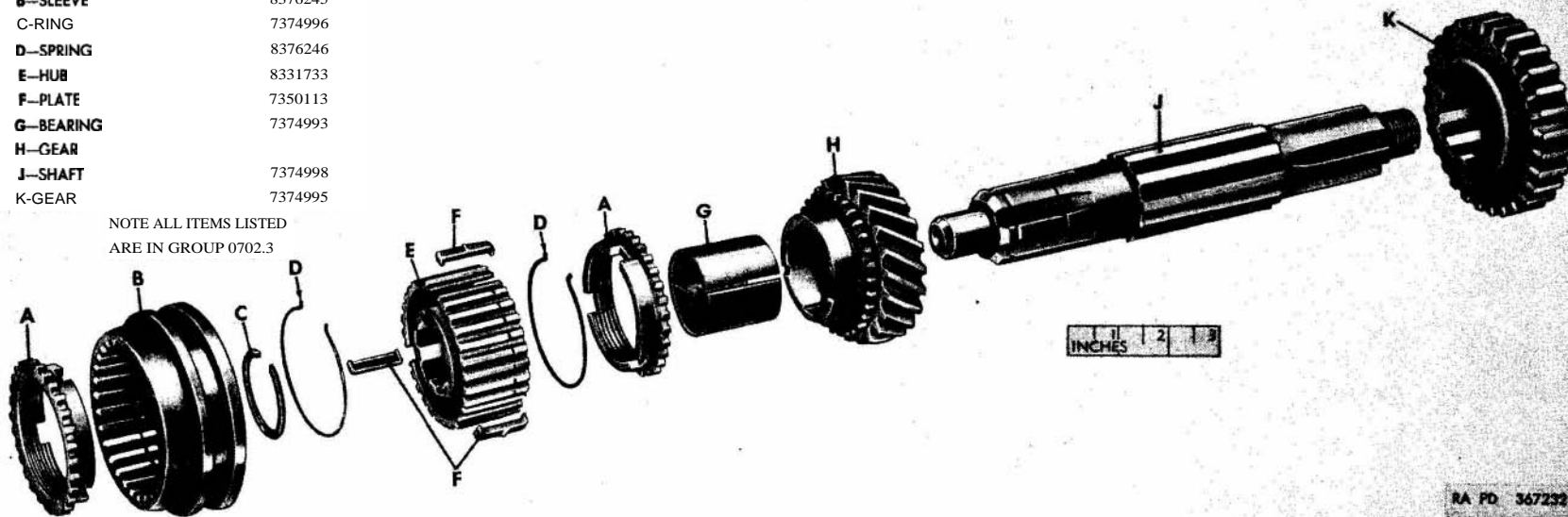
Figure 074. Transmission gears and related parts—exploded view

<i>Key</i>	<i>Item</i>	<i>Part No.</i>	<i>Group</i>	<i>Key</i>	<i>Item</i>	<i>Part No.</i>	<i>Group</i>
A	—GASKET	7374977	0704	S	—GASKET - - - - -	8329853	0G700up
			10702.1	T	—SHAFT, ASSY	8673949	0702.1
B	—GASKET	8329873	0702.5	U	—ROLLER	712420	0702.3
			0704	V	—SPACER	7374992	0702.3
C	—SCREW	120229	0704	W	—ADAPTER - - - - -	7374991	0702.3
D	— COVER, ASSY	7032623	0704	X	—BEARING	700336	0702.3
E	— SHAFT, ASSY	WG-AT90A2	0702.3	Y	—WASHER	7375131	0802.1
F	—COLLECTOR	7697420	0702.5	Z	—NUT	7743652	0802.1
G	—BEARING - - - - -	7697419	0702.5	AA	—GASKET	7372878	0800
H	—GEAR - - - - -	8331730	0702.5	BB	—PIN	120123	0802.1
J	—WASHER	7697547	0702.5	CC	—PLATE	7697424	0702.5
K	—WASHER	7697429	0702.5	DD	—SHAF	7697425	0702.5
L	—GEAR	7697422	0702.5	EE	—COUNTERSHAFT	7697421	0702.5
M	—WASHER - - - - -	7697427	0702.5	FF	—PLUG	7372879	0701
N	—ROLLER - - - - -	712386	0702.5	GG	—CASE	7372877	0701
P	—SPACER	7372667	0702.5	HH	—BOLT	571283	0702.5
Q	—WASHER	7697428	0702.5	JJ	—SEAL, OIL	7697572	0702.1
R	—COVER	7697564	0702.1	KK	—SCREW	426892	0702.1

Figure 074. Transmission gears and related parts—exploded view—legend

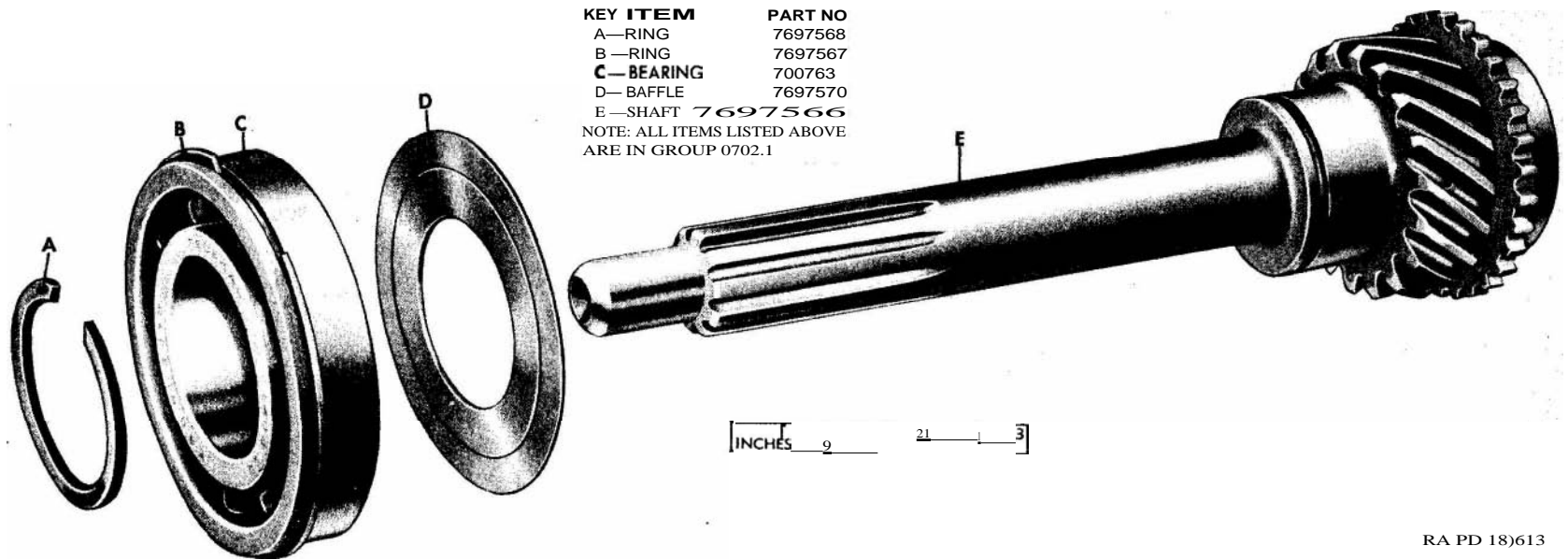
KEY ITEM	PART NO.
A-RING	8376244
B--SLEEVE	8376245
C-RING	7374996
D--SPRING	8376246
E--HUB	8331733
F--PLATE	7350113
G--BEARING	7374993
H--GEAR	
J--SHAFT	7374998
K-GEAR	7374995

NOTE ALL ITEMS LISTED
ARE IN GROUP 0702.3



RA PD 367232

Figure 07-4. Transmission main shaft, assy—exploded view



RA PD 18)613

Figure 07-5. Transmission main drive gear, *assy—exploded* view


(1)	(2)	(3)	(4)	(5)	(6)	(7)	(8)	(9)
ILLUSTRATION NO.	REFERENCE SYMBOLS	FEDERAL STOCK NO.	ORDNANCE STOCK NO.	MFR'S PART NO.	ORDNANCE PART NO.	DESCRIPTION	QUANTITY INCORPORATED IN UNIT	UNIT OF ISSUE
						GROUP 07-TRANSMISSION		
						0700—TRANSMISSION ASSEMBLY		
07-1	2520-769-7471	G740-7697471	WG-AS3T90C WO-800079	7697471	TRANSMISSION, assy.....	1	ea
	111	5305-012-2267	H001-5421961	-----	122267	SCREW, cap, hex-hd, S, cd- or zn-pltd, $\frac{1}{16}$ -14NC-3 x1%	4	ea
	H1	5310-011-6104	H001-1525020	-----	116104	WASHER, flat, copper, $\frac{5}{32}$ ID, -- OD, 0.065 thk (used on vehicles through serial no. 56020)	4	ea
			G758-8332514	WO-809706	8332514	WASHER, LOCK, ext-teeth, S, cd- or zn-pltd, $\frac{1}{16}$ in. (shakeproof) (used on vehicles after serial no. 56020)	4	ea
	H1	5310-012-0383	H001-7025711	-----	120383	WASHER, lock, med, S, cd- or zn-pltd, $\frac{1}{16}$ in.....	4	ea
						0701—CASE		
07-3	2520-737-2877	G740-7372877	WG-T90C1 WO-642754	7372877	CASE, assy.....	1	ea
07-3			G758-8329853	WO-640351	8329853	GASKET, case.....	1	ea
07-3	-----	4730-737-2879	G740-7372879	WG-4646A WO-801660	7372879	PLUG, sq, pipe, ck-hd, MI, $\frac{1}{2}$ in. (transmission filling (1) and drain opening (1))	2	ea
						0702.1—INPUT SHAFT, BEARINGS, AND RETAINERS		
07-5	-----	2520-769-7570	G740-7697570	WG-T90A136A WO-640893	7697570	BAFFLE, oil.....	1	ea
07-5	H12	-----	11012-1330040	-----	700763	BEARING, ball, MIL-STD-CODE-112-04002-0500 (rad, SR, It, loading groove, snap ring, 1.5748 bore, 3.1496 OD, 0.7087 width)	1	ea
07-3	-----	2520-769-7564	G740-7697564	WG-T90A6 WO-640422	7697564	COVER, main drive gear bearing.....	1	ea
07-3	H1	042-6892	11101-0426892	426892	SCREW, cap, socket-hd, alloy-S, cd- or zn-pltd, $\frac{5}{4}$ -18NC-3 x 1	3	ea
07-3			G503-0194032	WG-X1552 WO-51875	8329873	GASKET, $\frac{7}{16}$ ID, -- OD, $\frac{3}{4}$ thk (bearing retainer bolt)...	3	ea
07-5			G740-7697567	WG-T90A6- WO-640782	7697567	RING, RETAINING, snap, bearing, 0.0625 thk.....	1	ea
07-5			G740-7697568	WG-4559A WO-640783	7697568	RING, RETAINING, snap, bearing, 0.086-0.088 thk.....	\$	ea
			G176-5276883	WG-4559B WO-640784	5276883	RING, RETAINING, snap, bearing, 0.089-0.091 thk	‡	ea

			G740-7697569	WG-4559C WO-640785	7697569	RING, RETAINING, snap, bearing, 0.092-0.094 thk	ea
		5340-769-7571	G740-7697571	WG-4559D WO-640894 WG-4559E WO-808858	7697571	RING, RETAINING, snap, bearing, 0.096-0.098 thk	ea
07-3		5330-769-7572	G740-7697572	WG-T90A54A WO-645980	7697572	RING, RETAINING, snap, bearing, 0.100-0.102 thk	ea
07-5		2520-769-7566	G740-7697566	WG-T90A16 WO-640428	7697566	SHAFT, input, w/integral GEAR	1 ea
07-3, 5				WG-AT90A16 WO-640427	8673949	SHAFT, input, w/integral GEAR and BEARINGS, assy.	1 ea
0702.3—MAIN SHAFT, GEARS, BEARINGS, AND SYNCHRONIZER							
07-3		2520-737-4991	G740-7374991	WG-T90A7B WO-644552	7374991	ADAPTER, main shaft bearing	1 ea
07-3	H12		H012-1304035		700336	BEARING, ball, MIL-STD-CODE 111-03503-0000 (rad, SR, med, non-loading groove, 1.3780 bore, 3.1496 OD, 0.8268 width) (main shaft rear)	1 ea
07-4		3120-737-4993	G740-7374993	WG-T88-19E WO-640400	7374993	BEARING, bushing type, bz, 1.493 ID, 1.4990 OD, 1.422 width (main shaft second speed gear)	1 ea
07-4		2520-737-4994	G740-7374994	WO-640399 WG-AT90A11 WO-640398	7994786 7374994	GEAR, second speed (22T, 2.970 OD)	1 ea
07-4		2520-737-4995	G740-7374995	WG-T90A12 WO-640401	7374995	GEAR, SPUR, S, 1.645 ID, 10 splines, 29T, 3.825 OD, sliding, low and reverse	1 ea
07-4		2530-833-1733	G179-8331733	WG-T90AZ	8331733	HUB, second and high speed synchronizer - - - - -	1 ea
07-4			G502-7350113	WG-T88-13H CC-856470	7350113	PLATE, shifting, second and high speed synchronizer	3 ea
07-4			G740-8376244	WG-T88-14F WO-640397	8376244	RING, blocking, second and high speed synchronizer .	2 ea
07-4			G740-7374996	WG-4653 WO-640431	7374996	RING, snap, second and high speed synchronizer hub (1% ID)	1 ea
07-3	H12		H012-0712420		712420	ROLLER, needle bearing, MIL-STD-CODE 999-59168 - 0000 (spherical ends, 0.2188 dia, 0.7500 lg) (main shaft pilot bearing) (in main drive gear)	14 ea
07-4		2520-737-4998	G740-7374998	WG-T90A2 WO-640390	7374998	SHAFT, main	1 ea
07-3,4				WG-AT90A2 WO-640389		SHAFT, main, w/GEARS and blocking RING, assy	1 ea
07-4		2520-837-6245	G505-8376245	WG-T88-15C CC-856464 WO-640396	8376245	SLEEVE, second and high speed synchronizer	1 ea
07-3		2520-737-4992	G740-7374992	WG-T90A137A WO-643621	7374992	SPACER, main shaft bearing	1 ea

(1)	(2)	(3)	(4)	(5)	(8)	(7)	(8)	(8)
ILLUSTRATION NO.	REFERENCE SYMBOLS	FEDERAL STOCK NO.	ORDNANCE STOCK NO.	MFR'S PART NO.	ORDNANCE PART NO.	DESCRIPTION	QUANTITY INCORPORATED IN UNIT	UNIT OF ISSUE
						GROUP 07—TRANSMISSION—Continued		
						0702.3—MAIN SHAFT, GEARS, BEARINGS, AND SYNCHRONIZER—Continued		
07-4			G505-8376246	WG-4682J CC-856471 WO-640394	8376246	SPRING, synchronizer.....	2	ea
		2520-833-1732	G179-8331732	WG-AT90A2- WO-640392	8331732	SYNCHRONIZER ASSEMBLY, second and high speed, w/o blocking RING	1	ea
		2520-737-4999	G740-7374999	WG-IAT90A2- WO-640391	7374999	SYNCHRONIZER, second and high speed, w/blocking RING, assy	1	ea
						0702.5—COUNTERSHAFT, IDLER SHAFT, GEARS, AND SPACER		
07-3	3120-769-7419	G740-7697419	WG-T86-85 WO-640419	7697419	BEARING, bushing type, bz, 0.743 ID, 0.887 OD, 1i width (idler gear)	1	ea
07-3	2520-769-7420	G740-7697420	WG-AT90A140 WO-640413	7697420	COLLECTOR, oil, countershaft gear.....	1	ea
07-3	H1	057-1288	H101-0571283	571283	BOLT, cap, socket-hd, alloy-S , phos-ctd, $\frac{5}{16}$ - 24NF-3 x $\frac{3}{4}$	2	ea
07-3	2520-769-7421	G740-7697421	WG-T90A43 WO-640412	7697421	COUNTERSHAFT.....	1	ea
07-3		G603-0194032	WG-X1552 WO-51875	8329873	GASKET, $\frac{5}{16}$ ID, OD, $\frac{3}{4}$ thk (oil collector).....	2	ea
07-3	2520-769-7422	G740-7697422	WG-T90A8 WO-640405	7697422	GEAR, cluster countershaft, 1.0625 ID, 4.0673 OD, 14T, 19T, 26T, 33T	1	ea
07-3	2520-833-1730	G179-8331730	WG-T90A10	8331730	GEAR, reverse idler (S, 0.887 ID, 2.220 OD, 16T, 1.64 over-all lg)	1	ea
		2520-769-7423	G740-7697423	WG-AT90A10 WO-640417	7697423	GEAR, reverse idler, w/BEARING, assy.....	1	ea
07-3	2520-769-7424	G740-7697424	WG-T90A48A WO-644316	7697424	PLATE, lock, idler shaft and countershaft.....	1	ea
07-3	H12	11012-0712386	712386	ROLLER, needle, bearing, MIL-STD-CODE 999-59004-0000 (spherical ends, 0.1250 dia, 0.750 lg) (countershaft gear bearing)	88	ea
07-3	2520-769-7425	G740-7697425	WG-T90A35 WO-640420	7697425	SHAFT, reverse idler gear.....	1	ea
07-3	2520-737-2667	G740-7372667	WG-T90A28A WO-802414	7372667	SPACER, countershaft bearing.....	1	ea

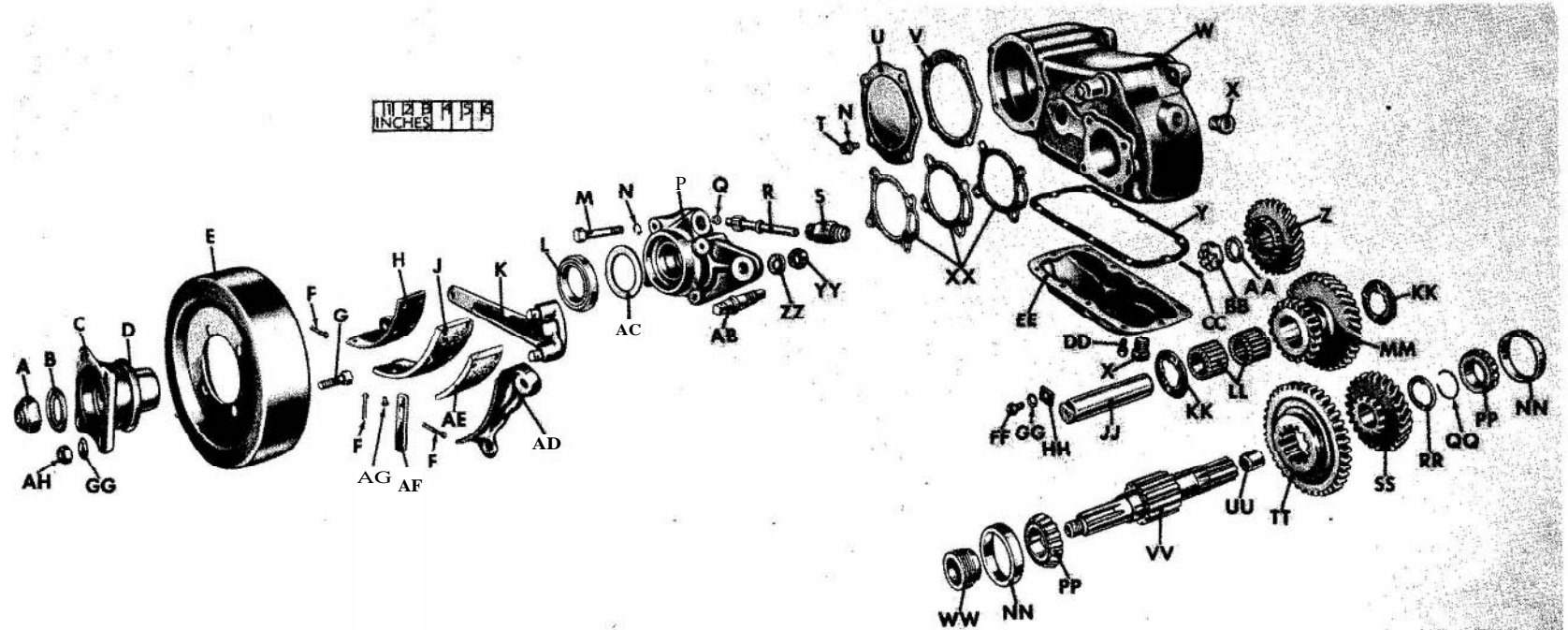
07-3	5310-769-7428	G740-7697428	WG-T90A30 WO-640409	7697428	WASHER, bz, % ID, 2% OD, 0.0625 thk (thrust countershaft, front)	1	ea
07-3	5310-769-7427	G740-7697427	WG-T86D29 WO-640778	7697427	WASHER, S, 0.765 ID, 0.962 OD, 0.050 thk (countershaft bearing)	6	ea
		3120-769-7546	G740-7697546	WG-T90A33A WO-640779	7697546	WASHER, thrust, countershaft, rear, S, 0.0555 thk.....		ea
07-3	- - - -	3120-769-7547	G740-7697547	WG-T90A33 WO-640411	7697547	WASHER, thrust, countershaft, rear, S, 0.0625 thk.....		ea
07-3	3120-769-7429	G740-7697429	WG-T90A32 WO-640410	7697429	WASHER, thrust, S, backed bronze, 0.0265 thk, countershaft, rear	1	ea
0704—GEAR SHIFT, LEVER, SHAFTS, AND FORKS								
07-2	H2	H002-0100140	104920	BALL, alloy-S , grade 2, % in. (poppet, gear shifter shaft)...	2	ea
07-2	2520-703-2624	G740-7032624	WO-802579	7032624	BALL, fulcrum, gear shift lever.....	1	ea
07-2			G740-7065900	WG-T90C148B WO-801730	7065900	BOOT, gear shift lever (listed in subgroup 1805)	1	ea
			G758-8329994	WG-20366S WO-635868	8329994	COVER, gear shift lever.	1	ea
07-3	H1		H001-5419161	120229	SCREW, hex-hd, $\frac{1}{4}$ —18NC x % (superseded by SCREW 120229)	6	
07-3	2520-703-2623	G740-7032623	WO-802612	7032623	SCREW, cap, hex-hd, S, cd- or zn-pltd, $\frac{1}{4}$ —18NC-3 x $\frac{3}{4}$ (supersedes SCREW 8329994)	6	ea
C 07-2	2520-737-4980	G740-7374980	WG-T90C24 WO-642767	7374980	COVER, transmission control lever, <i>assy</i>	1	ea
07-2		2520-737-4979	G740-7374979	WG-T90-23 WO-642766	7374979	FORK, shifter, low and reverse speed.....	1	ea
07-2	5315-737-4978	G740-7374978	WG-4583 WO-642768	7374978	FORK, shifter, second and high speed - - - - -	1	ea
07-3			G503-0194032	WG-X1552 WO-51875	8329873	PIN, S, 0.188 dia, 0.9375 lg under-hd, 0.250 hd dia.....	2	ea
07-3		2520-737-4977	G740-7374977	WG-T90C115 WO-642770	7374977	GASKET, $\frac{1}{16}$ ID, $\frac{1}{2}$ OD, $\frac{1}{32}$ thk (control housing bolt)...	6	ea
07-2		2520-737-4976	G740-7374976	WG-4648 WO-801733	7374976	GASKET, gear shift lever housing.....	1	ea
07-2		5980-737-4975	G740-7374975	WG-644233	7374975	GASKET, <i>gear</i> shift lever housing cap.....		ea
07-2		2520-737-4974	G740-7374974	WG-AC90C2C WO-801731	7374974	KNOB, gear shift lever.....	1	ea
07-2		5315-360-8153	G503-7372456	WG-C84B12A WO-A1382	7372456	LEVER, gear shift, w/BALL and PIN, <i>assy</i>	1	ea
07-2	H6	H006-0282435	601592	PIN, STRAIGHT, HEADLESS, gear shift lever fulcrum ball	1	ea
07-2	H6	011-3185	H006-0283755	113185	PLUG, expansion, S, ' in. dia (shift rail hole).....	2	ea
07-2		2520-499-8876	G740-7374973	WG-4572D WO-642759	7374973	PLUG, pipe, sq-socket, hdls, MI, in. (shift rail hole)...	2	ea
07-2		2520-737-4972	G740-7374972	WG-T90-86 WO-642758	7374972	PLUG, taper, % in (interlock plunger hole).....	1	ea
07-2						PLUNGER, interlock, gear shift rail.....	1	ea

(1) ILLUSTRATION NO.	(2) REFER- ENCE SYMBOLS	(3) FEDERAL STOCK NO.	(4) ORDNANCE STOCK NO.	(5) MFR'S PART NO.	(6) ORDNANCE PART NO.	(7) DESCRIPTION	(8) QUANTITY INCOR- PORATED IN UNIT	(9) UNIT OF ISSUE
						GROUP 07—TRANSMISSION—Continued		
						0704—GEAR SHIFT, LEVER, SHAFTS, AND FORKS—Continued		
07-2	2520-360-7265	G503-7372447	WG-4496K WO-A1379	7372447	RETAINER, gear shift lever housing.....	1	ea
07-2	2520-737-4971	G740-7374971	WG-T90C21 WO-642765	7874971	SHAFT, shifter, low and reverse speed gear.....	1	ea
07-2	2520-737-4970	G740-7374970	WG-T90-20 WO-642764	7374970	SHAFT, shifter, second and high speed gears.....	1	ea
07-2		G741-7351052	WG-T8B42 WO-642769	7351052	SPRING, compression, S, 0.054 dia stock, ¹ 1 OD, 7 coils, ¹ 5 free lg	2	ea
07-2	5340-499-8906	G740-7374969	WG-4498B WO-801732	7374969	SPRING, support, gear shift lever.....	1	ea
07-2	5310-360-7309	G503-7372448	WG-4497 WO-635863	7372448	WASHER, SPRING, TENSION, gear shift lever spring seat	1	ea



RA PD 181655

Figure 08-1. Transfer, assy (8329993)



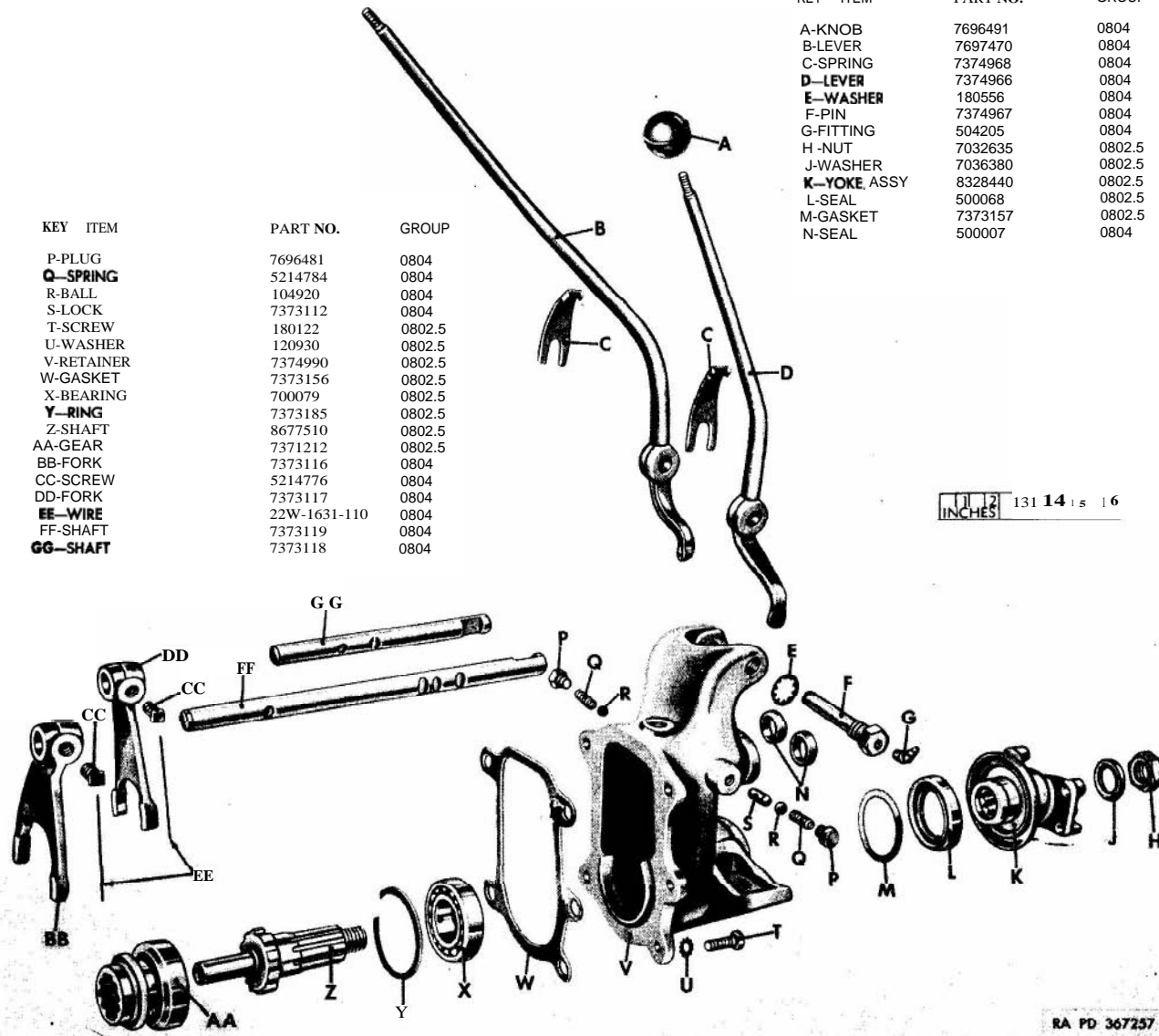
KEY ITEM	PART NO	GROUP	KEY ITEM	PART NO	GROUP	KEY ITEM	PART NO	GROUP
A-NUT	7032635	0802.7	V-GASKET	7373162	0801	00-RING	7373165	0802.5
B-WASHER	7036380	0802.7	W-CASE	7375051	0801	11-WASHER	7371204	0802.7
C-FLANGE	7371099	0802.7	X-PLUG	7372879	0801	SS-GEAR	7697467	0802.7
D-SHIELD	7696479	0802.7	Y-GASKET	7375053	0801	TT-GEAR	7697468	0802.7
E-DRUM	8329632	1201	Z-GEAR	7375132	0802.1	UU-BEARING	7373115	0802.7
F-PIN	177923	1201	AA-WASHER	7375131	0802.1	VV-SHAFT	SP-18-362-6	0802.7
O-BOLT	7324918	1201	BB-NUT	7743652	0802.1	WW-GEAR	1373166	0802.7
H-SHOE	TD-TI-3722-V-48	1201	CC-PIN	120123	0802.1	-SHIM	7373158	0802.7
J-LINING	SP-330091	1201	DD-BOLT	217233	0801	XX-SHIM	7373159	0802.7
K-LEVER	8329633	1201	EE-COVER	7375052	0801	-SHIM	7373	0802.7
M-SCREW	500068	0802.7	FF-SCREW	180118	0802.3	YY-NUT	124944	1201
N-WASHER	180132	0802.7	GO-WASHER	120382	0802.3	ZZ-WASHER	131205	1201
P-CAP	120930	0801	HH-PLATE	7371213	0802.3	AB-PIN	83296	1201
R-GEAR	SP-18-19-33	0802.7	JJ-COUNTERSHAFT	7375133	0802.3	AC-GASKET	7373157	0802.7
S-SLEEVE	5167516	0802.7	KK-WASHER	7375135	0802.3	AD-SHOE	TD-TI-722-8-333	1201
T-SCREW	8328480	2208.1	LL-BEARING	708234	0802.3	AE-LINING	SP-330090	1201
U-COVER	8328481	2208.1	MM-G EAR	7375134	0802.3	AF-STOP	SP-3301	1201
	180120	0801	NN-CUP	706821	0802.7	AG-RIVET	TD-RV	1201
	7369850	0801	PP-CONE	705399	0802.7	AH-NUT		1201

RA PD 367264

Figure 084. Transfer and related parts—exploded view

KEY ITEM	PART NO.	GROUP
P-PLUG	7696481	0804
Q-SPRING	5214784	0804
R-BALL	104920	0804
S-LOCK	7373112	0804
T-SCREW	180122	0802.5
U-WASHER	120930	0802.5
V-RETAINER	7374990	0802.5
W-GASKET	7373156	0802.5
X-BEARING	700079	0802.5
Y-RING	7373185	0802.5
Z-SHAFT	8677510	0802.5
AA-GEAR	7371212	0802.5
BB-FORK	7373116	0804
CC-SCREW	5214776	0804
DD-FORK	7373117	0804
EE-WIRE	22W-1631-110	0804
FF-SHAFT	7373119	0804
GG-SHAFT	7373118	0804

KEY ITEM	PART NO.	GROUP
A-KNOB	7696491	0804
B-LEVER	7697470	0804
C-SPRING	7374968	0804
D-LEVER	7374966	0804
E-WASHER	180556	0804
F-PIN	7374967	0804
G-FITTING	504205	0804
H-NUT	7032635	0802.5
J-WASHER	7036380	0802.5
K-YOKE ASSY	8328440	0802.5
L-SEAL	500068	0802.5
M-GASKET	7373157	0802.5
N-SEAL	500007	0804



RA PD 367257

Figure 08-3. Transfer front bearing retainer and shifter shafts—exploded view

(1)	(2)	(3)	(4)	(6)	(6)	(7)	(8)	(9)
ILLUSTRATION NO.	REFERENCE SYMBOLS	FEDERAL STOCK NO.	ORDNANCE STOCK NO.	MFR'S PART NO.	ORDNANCE PART NO.	DESCRIPTION	QUANTITY INCORPORATED IN UNIT	UNIT OF ISSUE
						GROUP 08-TRANSFER		
						0800—TRANSFER ASSEMBLY		
		5305-737-1759	G503-7371759	WO-A147	7371759	BOLT, hex-hd, S, 1/2-20NC x 3 (case support)	1	ea
	H1	012-0371	11001-4167681	-----	120371	NUT, pl, hex, lt, s-fin, S, cd- or zn-pltd, 1/2-20NF-2	1	ea
	H1	5310-012-0384	H001-7025801	-----	120384	WASHER, med, S, cd- or zn-pltd, 3/8 in. -----	1	ea
	H1	5310-012-0396	H001-7043801	120396	WASHER, flat, S, cd- or zn-pltd, 1 1/4 ID, 1 1/8 OD,	1	ea
						0.095 thk		
07-3	2520-495-9515	G503-7371037	WO-A6740	7371037	CUP, retaining, case support insulator	1	ea
		2520-737-2878	G740-7372878	WO-644122	7372878	GASKET, transfer to transmission	1	ea
		2520-737-5081	G740-7375081	WO-801043	7375081	INSULATOR, case supporting.....	1	ea
08-1		2520-737-5082	G740-7375082	WO-801042	7375082	SNUBBER, case support insulator	1	ea
			G758-8329993	WO-806044	8329993	TRANSFER ASSY, w/BRAKE	1	ea
	H1	012-0233	H001-5420561	-----	120233	BOLT, cap, hex-hd, S, cd- or zn-pltd, 3/8-16NC-3 x 1....	1	ea
	H1	5305-012-2138	H001-5420581	-----	122138	SCREW, cap, hex-hd, S, cd- or zn-pltd, 3/8-16NC-3	4	ea
						x 1 %		
	H1	5310-012-0930	H001-7017685	120930	WASHER, lock, ext-teeth, S, phos-ctd, % in.....	5	ea
	H1	5310-010-3345	H001-1530013	-----	103345	WASHER, FLAT, S, 1 1/2 ID, 1 OD, 1/4 thk (case mtg	1	ea
						support)		
						0801—CASE AND COVERS		
08-2	2520-737-5051	G740-7375051	SP-18-15-18	7375051	CASE, transfer.....	1	ea
				WG-J2A1				
				WO-644319				
08-2	-----	2520-737-5052	G740-7375052	SP-7906X	7375052	COVER, bottom.....	1	ea
				WG-1AJ2A1				
				WO-801328				
08-2	H1	021-7233	H101-0217233	-----	217233	BOLT, LOCK WASHER, hex-hd, S, 5/16-18NC-2 x %	10	ea
08-2	2520-736-9850	G740-7369850	SP-18-267-5	7369850	COVER, rear	1	ea
				WG-J2A48A				
				WO-802088				
08-2	H1	H001-5454521	180120	SCREW, cap, hex-hd, S, 85,000 psi-yield strength, cd-	5	ea
						or zn-pltd, 3/8-16NC-3 x		
08-2	H1	5310-012-0930	H001-7017685	-----	120930	WASHER, lock, ext-teeth, S, phos-ctd, % in.....	5	ea
08-2	-----	2520-737-5053	G740-7375053	SP-18-155-2	7375053	GASKET, bottom cover	1	ea
				WG-J2-57				
				WO-A954				
08-2;	2520-737-3162	G503-7373162	SP-18-324-2	7373162	GASKET, rear cover	1	ea
20-4,5				WO-A1509				

		2520-737-1210	G503-7371210	SP-5951X WG-AJ2-87 WO-A934	7371210	PLUG, air vent (transfer case) (used on vehicles after serial No. 23359)	1	ea
08-2		4730-737-2879	G740-7372879	SP-18-39-3 WO-801660	7372879	PLUG, PIPE, sq, ck-hd, MI, (drain and filler)	2	ea
						0802.1 —INPUT GEAR		
08-2		2520-737-5132	G740-7375132	SP-18-8-19 WG-J2A11 WO-A10469	7375132	GEAR, SPUR, input (26T) (on transmission mainshaft).	1	ea
07-3; 08-2		5310-360-6911	G503-7743652	WG-T9-50P WO-A520	7743652	NUT, hex, S, $\frac{1}{8}$ -16NC-2	1	ea
07-3; 08-2	H1	012-0123	H001-4417741		120123	PIN, cotter, split, S, cd- or zn-pltd, x 1%	1	ea
07-3; 08-2		5310-360-8171	G740-7375131	WG-T84J50-1/2A WO-A1410	7375131	WASHER, flat, $\frac{3}{16}$ ID, $1\frac{1}{16}$ OD, ⁵ thk	1	ea
						0802.3—COUNTERSHAFT		
08-2	H12	H012-0708234	708234	BEARING, roller, journal, MIL-STD-CODE 341-01854-0000 (solid rollers, no races, type 2, 1.1250 shaft dia, 1.6250 housing bore, 1.3750 operating space) (counter-shaft)	2	ea
08-2	2520-737-5133	G740-7375133	SP-18-187-4 WG-J2A35 WO-642188	7375133	COUNTERSHAFT	1	ea
08-2	2520-737-5134	G740-7375134	SP-18-5-7 WG-J2A10A WO-642189	7375134	GEAR (34T-21T)	1	ea
08-2	2520-495-7178	G503-7371213	SP-31-246-2 WG-J2-36 WO-A1001	7371213	PLATE, locking - - - - -	1	ea
08-2	H1	018-0118	H001-5454481	180118	SCREW, cap, hex-hd, 5, 85,000 psi yield strength, cd- or zn-pltd, $\frac{3}{8}$ -16NC-3 x	1	ea
08-2	H1	5310-012-0382	H001-7025741	120382	WASHER, lock, med, S, cd- or zn-pltd, in (intermediate shaft locking plate screw)	1	ea
08-2	3120-737-5135	G740-7375135	SP-884W WG-J2B30 WO-642191	7375135	WASHER, thrust, gear	2'	ea
						0802.5—FRONT AXLE OUTPUT SHAFT		
08-3	H12	100-0082	H012-1303030	700079	BEARING, ball, MIL-STD-CODE 111-03002-0000 (rad, SR, lt, non-loading groove, 1.811 bore, 2.4409 OD, 0.6299 width (clutch gear shaft)	1	ea
08-3	2520-737-3156	G503-7373156	SP-18-223-2 WG-J2-60 WO-A957	7373156	GASKET, front bearing cap - - - - -	1	ea

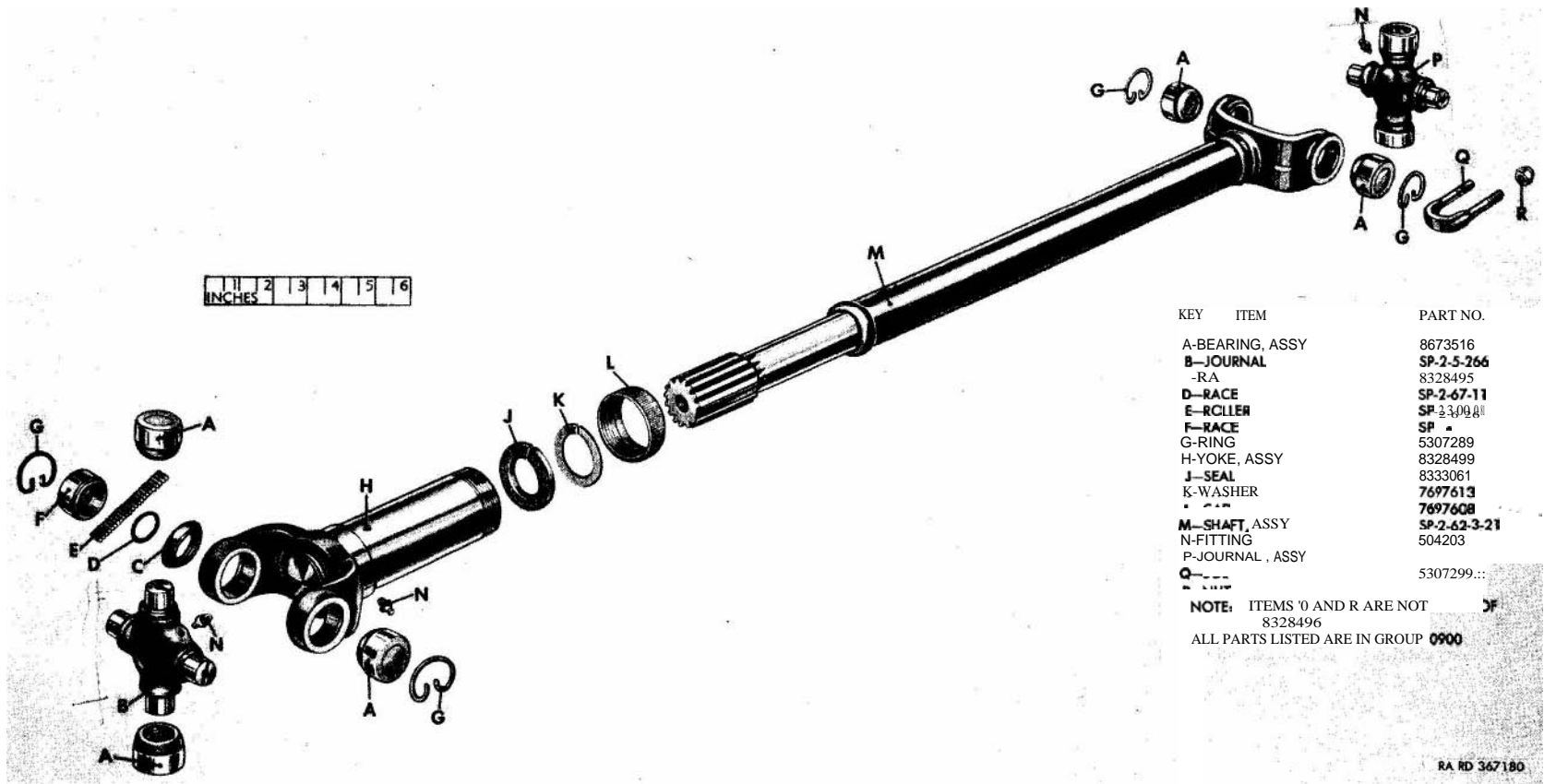
(1)	(2)	(3)	(4)	(8)	(9)	(7)	(8)	(9)
ILLUSTRATION NO.	REFERENCE SYMBOLS	FEDERAL STOCK NO.	ORDNANCE STOCK NO.	MFR'S PART NO.	ORDNANCE PART NO.	DESCRIPTION	QUANTITY INCORPORATED IN UNIT	UNIT OF ISSUE
						GROUP 08—TRANSFER—Continued		
						0802.5—FRONT AXLE OUTPUT SHAFT—Continued		
08-3	-----	2520-737-3157	G503-7373157	SP-18-223-3 WG-J233 WO-A1134	7373157	GASKET, front bearing cap oil seal	1	ea
08-3		2520-495-7097	G503-7371212	SP-18-466-1 WG-J2-15 WO-A992	7371212	GEAR, clutch (10 int-teeth, 1.088 bore, 1.755 face, 2.311 OD)	1	ea
08-3	2520-737-4990	G740-7374990	SP-18-19-32 WO-801183	7374990	RETAINER, front bearing.....	1	ea
08-3	H1	018-0122	H001-5454561	180122	SCREW, cap, hex-hd, S, 85,000 psi yield strength, cd- or zn-pltd, 3/8-16NC-3 x 1	5	ea
08-3	H1	5310-012-0930	13001-7017685	120930	WASHER, lock, ext-teeth, S, phos-ctd, 3/4 in.....	5	ea
08-3	5340-737-3185	G503-7373185	SP-22-381-19 WO-A976 WG-R6A7 1/2 WO-639429	7373185	RING, snap, clutch gear shaft bearing (optional w/RING, WO-R6A7 1/2)	1	ea
08-2	5340-737-3165	G503-7373165	SP-18-381-2 WG-J2-32 WO-A991	7373165	RING, snap, thrust washer.....	1	ea
			G758-8331793	SP-330152 WO-811687	8331793	SEAL, felt (front yoke)	1	ea
08-3	H13	H013-0500068	-----	500068	SEAL, oil, type ML, 1 1/16 x 2.506 x 1/2 (front)	1	ea
08-3				SP-18-362-7 WG-J2A3 WO-806037	8677510	SHAFT, output.....	1	ea
			G758-8329674	SP-310134X WO-807892	8329674	SHAFT, output, w/NUT, and WASHER, assy.....	1	ea
		2520-769-6494	G503-7696494	SP-5962X WG-AJ2-16 WO-A1111	7696494	SHIELD, dust, w/SLINGER, assy (front yoke)	1	ea
					7696479	Composed of :		
					7371371	1 SHIELD		
					7696479	1 SLINGER		
		2530-769-6479	G503-7696479	SP-715W WO-A979	7696479	SHIELD, dust (companion flange, front)	1	ea
		2520-495-9524	G503-7371371	SP-712W WG-J2-17 WO-A978	7371371	SLINGER, dust, companion flange and front yoke	1	ea

08-3			G758-8328440	SP-2-4-88X WG-A4714 WO-A1106 WG-4714C SP-2-4-1421 WO-807695	8328440	YOKE, front propeller shaft to transfer, w/SHIELD, assy.	1	ea
						YOKE, propeller shaft to transfer.....	1	ea
08-3	H1		H101-7032635		7032635	NUT, hex, Huglock type, 3/4-16NF-2 (output shaft)....	1	ea
08-3	H1		H001-7036380		7036380	WASHER, flat, % in. (output shaft) (supersedes WASHER 7372868)	1	ea
			G740-7372868	SP-145W WG-J2-50 1/2 WO-A1028	7372868	WASHER, sp, flat, % in. (superseded by WASHER 7036380)	1	ea
0802.7—REAR AXLE OUTPUT SHAFT								
08-2	3120-737-3115	G503-7373115	SP-18-24-1 WO-A987	7373115	BEARING, bushing type, bz, 0.627 ID, 0.750 OD, 0.930 width (pilot, output clutch gear shaft)	1	ea
08-2; 12-3	3110-516-7516	G742-5167516	SP-475-2 WG-T54A172A WO-A985	5167516	BEARING, bushing type, S, 0.2550 ID, 0.3145 OD, 1 1/2 width (speedometer drive gear)	1	ea
08-2; 12-3			SP-18-19-33 WG-J2A7B TD-3711H8FIN WO-806024	-----	CAP.....	1	ea
			G758-8328478	WG-AJ2A7B WO-806045	8328478	CAP, w/BEARING, assy -----	1	ea
08-2; 12-3	H1	018-0132	11001-5454761	-----	180132	SCREW, cap, hex-hd, S, 85,000 psi yield strength, cd- or zn-pltd, 3/8-16NC-3 x	4	ea
08-2; 12-3	H1	-----	11001-7017685	-----	120930	WASHER, lock, ext-teeth, S, phos-ctd , in. -----	4	ea
08-2	H12	11012-6136260	-----	705399	CONE, tapered roller bearing, MIL-STD-CODE 711- 14131-3000 (includes roller and cage, SR, 1.3125 bore, 0.7710 width) (output shaft bearing)	2	ea
08-2	1112	-----	H012-6217320	-----	706821	CUP, tapered roller bearing, MIL-STD-CODE 711- 14276-1000 (SR, 2.7170 OD, 0.6250 width) (output shaft bearing)	2	ea
08-2; 12-3	-----		G503-7371099	SP-2-1-1191 WO-A996	7371099	FLANGE, companion, rear -----	1	ea
		2520-737-1035	G503-7371035	WG-1A4713 SP-2-1-68X WO-116714	7371035	FLANGE, companion, rear, assy	1	ea
					7371099 7696479	Composed of: 1 FLANGE 1 SHIELD		
08-2; 12-3	H1	H101-7032635	-----	7032635	NUT, hex, Huglock type, 3/4-16NF-2	1	ea
08-2; 12-3		G740-7372868	SP-145W WO-A1028	7372868	WASHER, flat, % in. (superseded by WASHER 7036380)	1	ea
08-2; 12-3	H1	11001-7036380	-----	7036380	WASHER, flat, % in. (supersedes WASHER 7372868)	1	ea

(1)	(2)	(3)	(4)	(5)	(6)	(7)	(8)	(9)
ILLUSTRATION NO.	REFERENCE SYMBOLS	FEDERAL STOCK NO.	ORDNANCE STOCK NO.	MFR'S PART NO.	ORDNANCE PART NO.	DESCRIPTION	QUANTITY INCORPORATED IN UNIT	UNIT OF ISSUE
GROUP 08—TRANSFER--Continued								
0802.7—REAR AXLE OUTPUT SHAFT—Continued								
08-2; 12-3	-----	2520-737-3157	G503-7373157	SP-18-223-3 WG-J233 WO-A1134	7373157	GASKET, bearing cap oil seal, rear	1	ea
08-2	2520-737-3166	G503-7373166	SP-18452-2 WG-J2-169 WO-A1511	7373166	GEAR, drive, speedometer (4T, 1.775 OD)	1	ea
08-2	2520-769-7467	G740-7697467	SP-18-8-18 WG-J2A8 WO-A15044	7697467	GEAR, HELICAL (26T, 3.961 OD)	1	ea
08-2	2520-769-7468	G740-7697468	SP-18-8-17 WG-J2A12 WO-A15045	7697468	GEAR, sliding (39T, 5.757 OD)	1	ea
	H1	H101-7032635	7032635	NUT, hex, Huglock type, $\frac{3}{4}$ -16NF-2	1	ea
			G758-8331793	SP-330152 WO-811687	8331793	SEAL, dust (companion flange, rear)	1	ea
08-2; 12-3	H13	H013-0500068	500068	SEAL, oil, type ML, $1\frac{1}{16}$ x 2.506 x $\frac{1}{2}$ (rear)	1	ea
08-2				SP-18-362-6 WG-J2A4 WO-806038 WG-4J2A4 SP-310057X WO-806036	SHAFT, output	1	ea
				G758-8328479	8328479	SHAFT, output, w/NUT and WASHER, assy	1	ea
D8-2; 12-3	2530-769-6479	G503-7696479	SP-715W WG-J2-16 WO-A979	7696479	SHIELD, dust (companion flange, rear)	1	ea
D8-2	-----	2520-737-3158	G503-7373158	SP-18-228-7 WG-J2-59 WO-A982	7373158	SHIM, rear bearing cap (0.003 thk)	†	ea
)8-2			G503-7373159	SP-18-228-8 WG-J2-59A WO-A983	7373159	(0.010 thk)	†	ea
)8-2	2520-737-3160	G503-7373160	SP-18-228-9 WG-J2-59B WO-A984	7373160	(0.031 thk)	†	ea

		5310-737-2868	G740-7372868	SP-145W WO-A1028	7372868	WASHER, FLAT, $\frac{3}{4}$ in. (superseded by WASHER 7036380)	1	ea
08-2	H1	H001-7036380	-----	7036380	WASHER, FLAT, $\frac{3}{4}$ in. (supersedes WASHER 7372868)..	1	ea
		3120-737-1204	G503-7371204	SP-710W WG-J2-30 WO-A990	7371204	WASHER, thrust	1	ea
0804—SHIFTER SHAFTS, FORKS, AND GEAR SHIFT HAND LEVERS								
08-3	H2	-----	H002-0100140	-----	104920	BALL, alloy-S, grade 2, $\frac{3}{8}$ in. (detent, shifter shaft) ---	2	ea
08-3	H16	-----	H016-0504205	-----	504205	FITTING, lubr, hyd, 45 deg, $\frac{1}{4}$ -28NF, male (shift lever pivot pin)	1	ea
08-3		2520-495-7100	G503-7373117	SP-18-66-7 WG-J2-24 WO-A960	7373117	FORK, shifter, output clutch gear.....	1	ea
08-3		3120-495-7099	G503-7373116	SP-18-66-1 WG-J2-23 WO-A959	7373116	FORK, shifter, output shaft sliding gear..	1	ea
08-3		5305-521-4776	G503-5214776	SP-745D WO-A963	5214776	SCREW, set, S, $\frac{3}{8}$ -24NF x 0.72 (dld-hd). -----	2	ea
08-3	H9	-----	H009-0102230	-----	22-W-1631 -110	WIRE, S, carbon, low, annealed, soft, black, dia 0.0625 in. (pivot pin set screw)		lb
08-3		5980-741-1761	G503-7696491	SP-39Q20 WG-J2-83 WO-A971	7696491	KNOB, gear shift lever -----	2	ea
08-3		2520-769-7470	G740-7697470	SP-25Q1250 WG-J2A80A WO-801330	7697470	LEVER, hand, gear shift, direct and underdrive.....	1	ea
08-3		2520-737-4966	G740-7374966	SP-25Q1251 WG-J2A81A WO-801331	7374966	LEVER, hand, gear shift, front wheel drive	1	ea
08-3		2520-495-7088	G503-7373112	SP-18-12-1 WG-J286 WO-A965	7373112	LOCK, gear shifter shaft -----	1	ea
08-3		5315-737-4967	G740-7374967	SP-471SP WG-J2A85 WO-800818	7374967	PIN, pivot, gear shift hand lever -----	1	ea
08-3	Hi	5310-018-0556	H101-0180556	-----	180556	WASHER, lock, int-teeth, hv, S, cd- or zn-pltd, in..	1	ea
08-3		2520-769-6481	G503-7696481	SP-854D WG-J2-155 WO-A967	7696481	PLUG, hex-hd, $\frac{1}{16}$ -20NF-3 x $\frac{1}{8}$ (shifter shaft poppet ball spring)	2	ea
08-3	H13	H013-0500007	-----	500007	SEAL, oil, type ML, x 1.128 x $\frac{3}{8}$ (gear shifter shaft).	2	ea
08-3		2520-495-7101	G503-7373118	SP-18-67-2 WG-J2-21 WO-A962	7373118	SHAFT, shifter, clutch gear fork.....	1	ea

(1) ILLUSTRATION NO.	(2) REFER- ENCE SYMBOLS	(3) FEDERAL STOCK NO.	(4) ORDNANCE STOCK NO.	(5) MFR'S PART NO.	(6) ORDNANCE PART NO.	(7) DESCRIPTION	(8) QUANTITY INCOR- PORATED IN UNIT	(9) UNIT OF ISSUE
GROUP 08—TRANSFER—Continued								
0804—SHIFTER SHAFTS, FORKS, AND GEAR SHIFT HAND LEVERS—Continued								
08-3	-----	2520-737-3119	G503-7373119	SP-18-67-5 WG-J2-20 WO-A1 504	7373119	SHAFT, shifter, sliding gear fork.....	1	ea
08-3	-----	5340-737-4968	G740-7374968	SP-97Q14 WG-J2A82 WO-801332	7374968	SPRING, gear shift hand lever.....	2	ea
08-3	5340-521-4784	G503-5214784	SP-22-72-5 WG-J2-42 WO-A966	5214784	SPRING, shifter shaft poppet ball	2	ea



KEY	ITEM	PART NO.
A	BEARING, ASSY	8673516
B	JOURNAL	SP-2-5-266
-RA		8328495
D	RACE	SP-2-67-11
E	RACE	SP-2-3-09-01
F	RACE	SP -
G	RING	5307289
H	YOKE, ASSY	8328499
J	SEAL	8333061
K	WASHER	7697613
M	SHAFT, ASSY	7697608
N	FITTING	SP-2-62-3-21
P	JOURNAL, ASSY	504203
Q	---	5307299::
R	---	

NOTE: ITEMS Q AND R ARE NOT 8328496
 ALL PARTS LISTED ARE IN GROUP 0900

RA RD 367180

Figure 09-1. Propeller shaft, front, assy (8328496)—exploded view

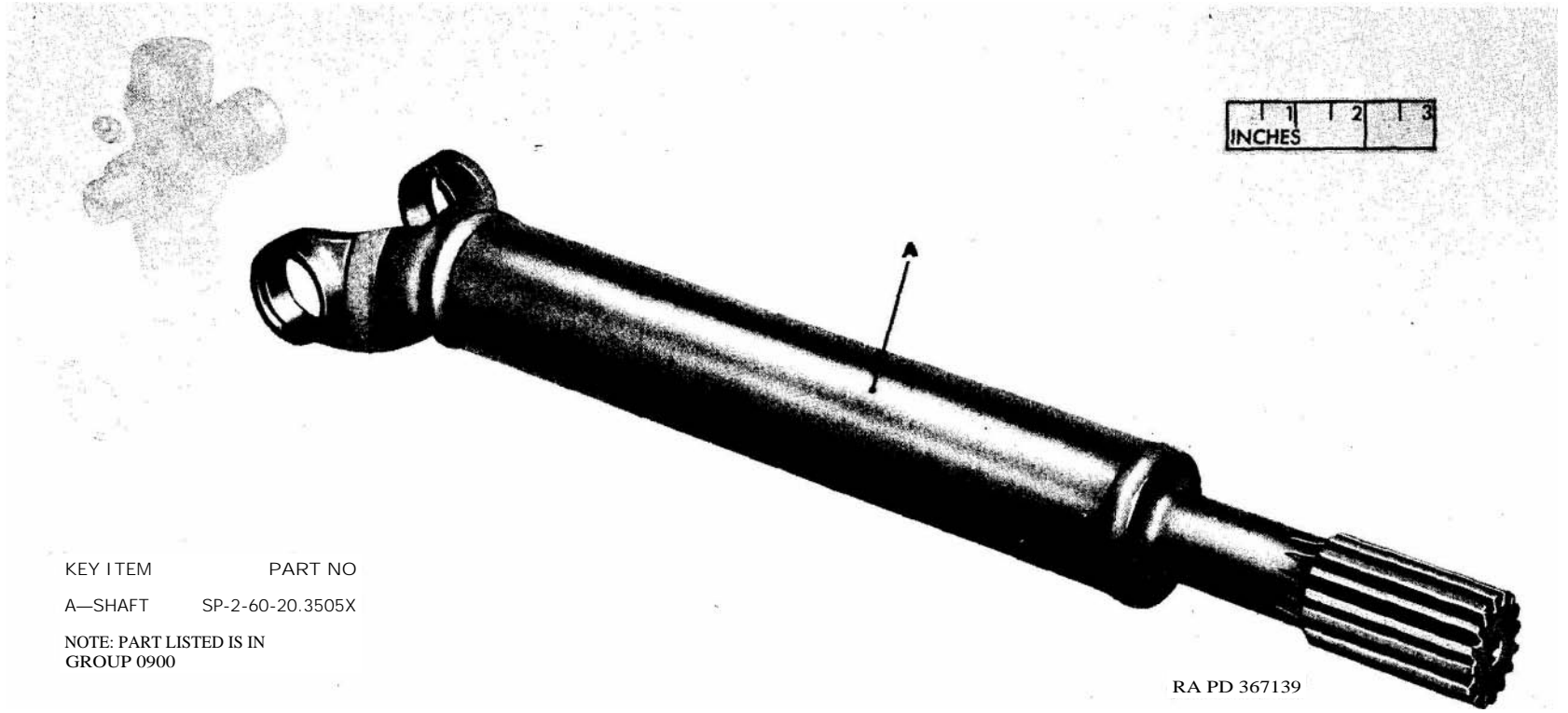
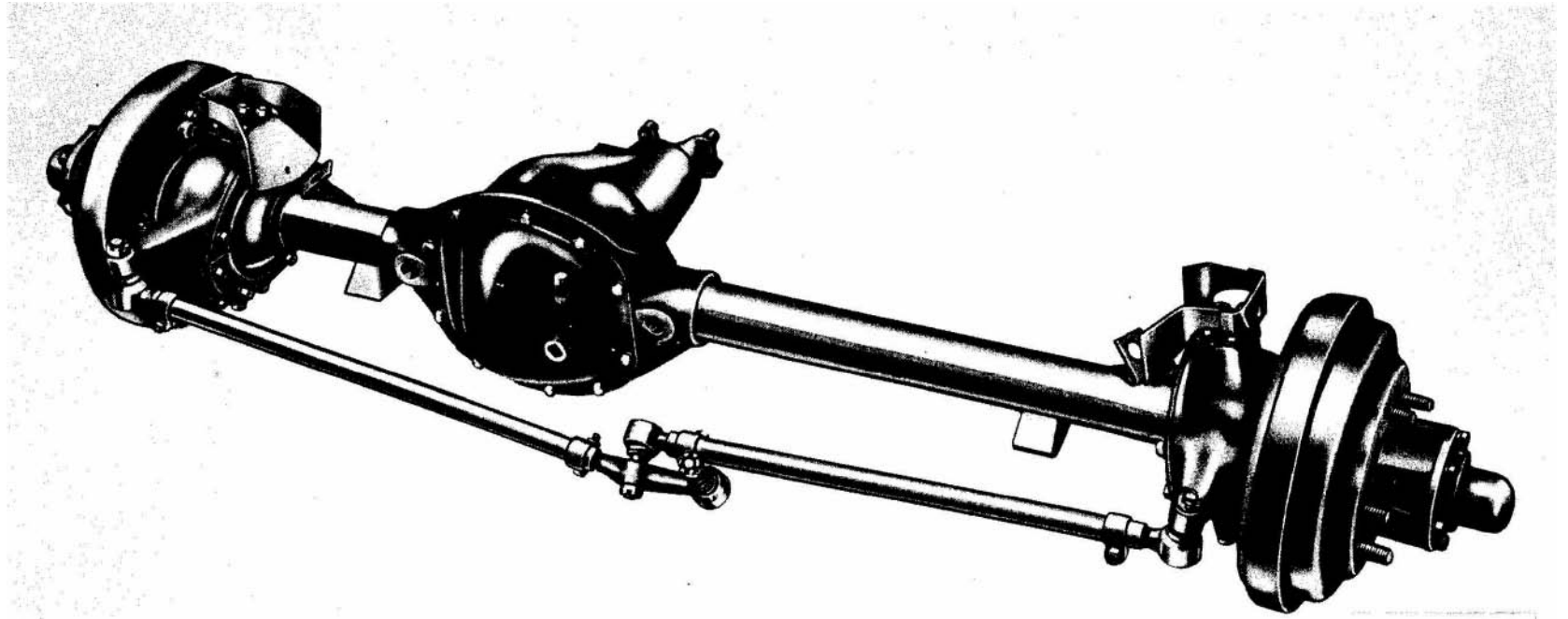


Figure 09-2. Propeller shaft, rear (M170)

(1)	(2)	(3)	(4)	(5)	(8)	(7)	(8)	(9)
ILLUSTRATION NO.	REFERENCE SYMBOLS	FEDERAL STOCK NO.	ORDNANCE STOCK NO.	MFR'S PART NO.	ORDNANCE PART NO.	DESCRIPTION	QUANTITY INCORPORATED IN UNIT	UNIT OF ISSUE
						GROUP 09-PROPELLER SHAFT AND UNIVERSAL JOINTS		
						0900—PROPELLER SHAFT AND UNIVERSAL JOINTS		
		2520-769-7611	G740-7697611	SP-2-95-39 WO-802311	7697611	BAR, tie, universal joint	3	ea
09-1				SP-2-6-118X WO-807779	8673516	BEARING, universal joint, assy	16	ea
D9-1		5305-530-7299	G085-5307299	SP-2-94-29 WO-A490	5307299	BOLT, "U", S, $\frac{1}{16}$ - 24NF-3 (universal joint bearing)	6	ea
D9-1	H1	050-3345	H001-4040521	-----	503345	NUT, self-locking, hex, S, cd- or zn-pltd, $\frac{1}{16}$ - 24NF-3	12	ea
09-1		2520-769-7608	G740-7697608	SP-2-14-19 WO-113373	7697608	CAP, dust, universal joint sleeve yoke.....	2	ea
				SP-2-5-328X WO-807780	8673517	CROSS ASSEMBLY JOURNAL, universal joint, assy	4	ea
09-1	1116	050-4203	H016-0504203	-----	504203	FITTING, lubr, hyd type, style No. 1, S, cd- or zn-pltd, $\frac{1}{4}$ - 28NF , male (ball check valve (2), universal joint journal (4)) (supersedes (4) PLUG SP-230007)	6	ea
09-1				WO-807781	8677539	JOURNAL ASSY, w /BEARING and tie BAR.....	3	ea
09-1				SP-2-5-266 WO-A1427	-----	JOURNAL, universal joints	4	ea
				SP-230007 WO-119752	-----	PLUG, universal joint journal (superseded by FITTING 504203)	4	ea
09-1				SP-2-67-11 WO-119733	-----	RACE, needle bearing, inner, universal joint.....	16	ea
09-1				SP-2-6-261 WO-119731	-----	RACE, needle bearing, outer, universal joint.....	16	ea
09-1			G503-5307289	SP-2-7-29 WO-A945	5307289	RING, snap, universal joint journal bearing	16	ea
09-1				SP-230008 WO-119732	-----	ROLLER, needle bearing, universal joint.....	368	ea
09-1			G758-8328495	SP-2-86-69 WO-807801	8328495	SEAL, dust, universal joint bearing	16	ea
09-1			G758-8333061	SP-2-16-93 WO-120127	8333061	SEAL, PLAIN, ru, split, 1 ID, $1\frac{7}{16}$ OD, $\frac{1}{16}$ thk (packing, sliding yoke) (supersedes WASHER 7702465)	2	ea
09-1				SP-2-62-3-2122X WO-119706	-----	SHAFT, propeller, front, assy.....	1	ea
09-1			G758-8328496	SP-200121-1 WO-807691	8382496	SHAFT, propeller, front, w/universal JOINTS, assy .	1	ea


(1) ILLUSTRATION NO.	(2) REFER- ENCE SYMBOLS	(3) FEDERAL STOCK NO.	(4) ORDNANCE STOCK NO.	(5) MFR'S PART NO.	(8) ORDNANCE PART NO.	(1) DESCRIPTION	(8) QUANTITY INCOR- PORATED IN UNIT	(9) OF ISSUE
						GROUP 09—PROPELLER SHAFT AND UNIVERSAL JOINTS—Continued		
						0900—PROPELLER SHAFT AND UNIVERSAL JOINTS—Continued		
				SP-2-60-20-1519 WO-119705		SHAFT, propeller, rear, <i>assy</i> (superseded by SHAFT SP-2-60-20-1519X)	1	ea
				SP-2-60-20-1519X WO-118516		SHAFT, propeller, rear, <i>assy</i> (supersedes SHAFT SP-2-60-20-1519)	1	ea
			G758-8328497	SP-200122-1 WO-807690	8382497	SHAFT, propeller, rear, w/universal JOINTS, assy	1	ea
09-2				SP-2-60-20-3505X WO-120203		SHAFT, rear (M170)	1	ea
09-2			G758-8333283	SP-200122-2 WO-810607	8333283	SHAFT, rear, <i>assy</i> (M170)	1	ea
		5310-770-2465	G503-7702465	SP-2-16-53 WO-A943	7702465	WASHER, cork, split, universal joint sleeve yoke dust cap (1 ID, 1 1/4 OD, 1/8 thk) (superseded by SEAL 8333061)	2	ea
09-1		5310-769-7613	G740-7697613	SP-2-15-13 WO-113387	7697613	WASHER, split, S, universal joint sleeve yoke dust cap (1.035 ID, 1.505 OD, 0.036 thk)	2	ea
			G758-8328498	SP-2-2-459 WO-807784	8328498	YOKE, flange, rear propeller shaft to transfer	1	ea
09-1			G758-8328499	SP-2-3-1111X WO-119707	8328499	YOKE, sleeve, front propeller shaft, <i>assy</i>	1	ea
			G758-8329700	SP-2-3-1131X WO-119704	8329700	YOKE, sleeve, rear propeller shaft, <i>assy</i>	2	ea



RA PD 181629

Figure 10-1. Front axle, assy (8329992)

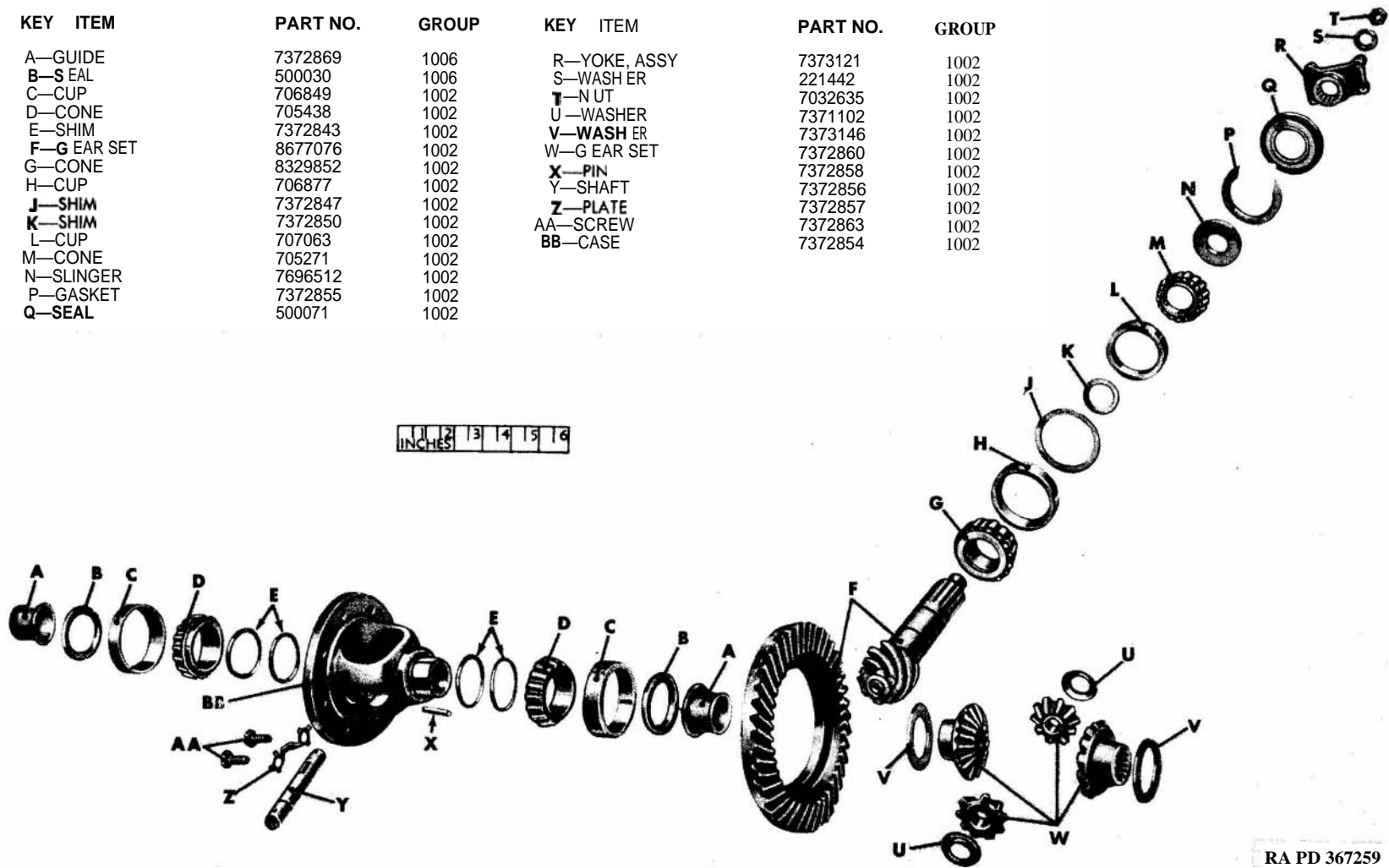
KEY	ITEM	PART NO	GROUP
A	SCREW	120647	1004
B	NUT	114494	1004
C	CAP	7697606	1002
D	SCREW	179890	1002
E	HOUSING, ASSY	7348602	1001
F	VALVE, ASSY	5196397	1005.5
G	PLUG	113186	1001
H	BOLT	187993	1001
J	COVER	7372842	1001
K	GASKET	7371103	1001



RA PD 367179

Figure 10-2. Front axle housing and related parts—exploded view

KEY ITEM	PART NO.	GROUP	KEY ITEM	PART NO.	GROUP
A—GUIDE	7372869	1006	R—YOKE, ASSY	7373121	1002
B—SEAL	500030	1006	S—WASHER	221442	1002
C—CUP	706849	1002	T—NUT	7032635	1002
D—CONE	705438	1002	U—WASHER	7371102	1002
E—SHIM	7372843	1002	V—WASHER	7373146	1002
F—G EAR SET	8677076	1002	W—G EAR SET	7372860	1002
G—CONE	8329852	1002	X—PIN	7372860	1002
H—CUP	706877	1002	Y—SHAFT	7372856	1002
J—SHIM	7372847	1002	Z—PLATE	7372857	1002
K—SHIM	7372850	1002	AA—SCREW	7372863	1002
L—CUP	707063	1002	BB—CASE	7372854	1002
M—CONE	705271	1002			
N—SLINGER	7696512	1002			
P—GASKET	7372855	1002			
Q—SEAL	500071	1002			



RA PD 367259

Figure 10-3. Front axle differential case and gears-exploded view

KEY ITEM	PART NO.	GROUP	KEY ITEM	PART NO.
A-CAP	7375143	1311	T-CONE	705381
B-FLANGE	7371110	1006	U-CUP	706813
C-SHAFT	7351403	1006	V-WASHER	7372870
D-SHAFT	7351404	1006	W-GASKET	7696523
E-SHIM		1004	X-FLANGE	8328398
F-CAP. ASSY	7371108	1004	Y-P LUG	7372879
G-GUARD	7032625	1204.5	Z-BEARING	7375045
H-WASHER	120382	1004	AA-SCREW	100025
J-SCREW	181645	1006	BB-SPINDLE	7994785
K-SCREW	181643	1004	CC-SEAL	8329731
L-RETAINER	7696526	1004	DD-CONE	705423
M-SPRING	7032628	1004	EE-CUP	706836
N-SEAL	7994778	1004	FF-WASHER	7696520
P-HOUSING, ASSY	7348602	1001	GG-NUT	7371106
O-NUT	114494	1004	HH-WASHER	7696521
R-SCREW	120647	1004	JJ-GASKET	7372872
S-SCREW, W/LOC ASHER	192417	1004	KK-SCREW	737286.4

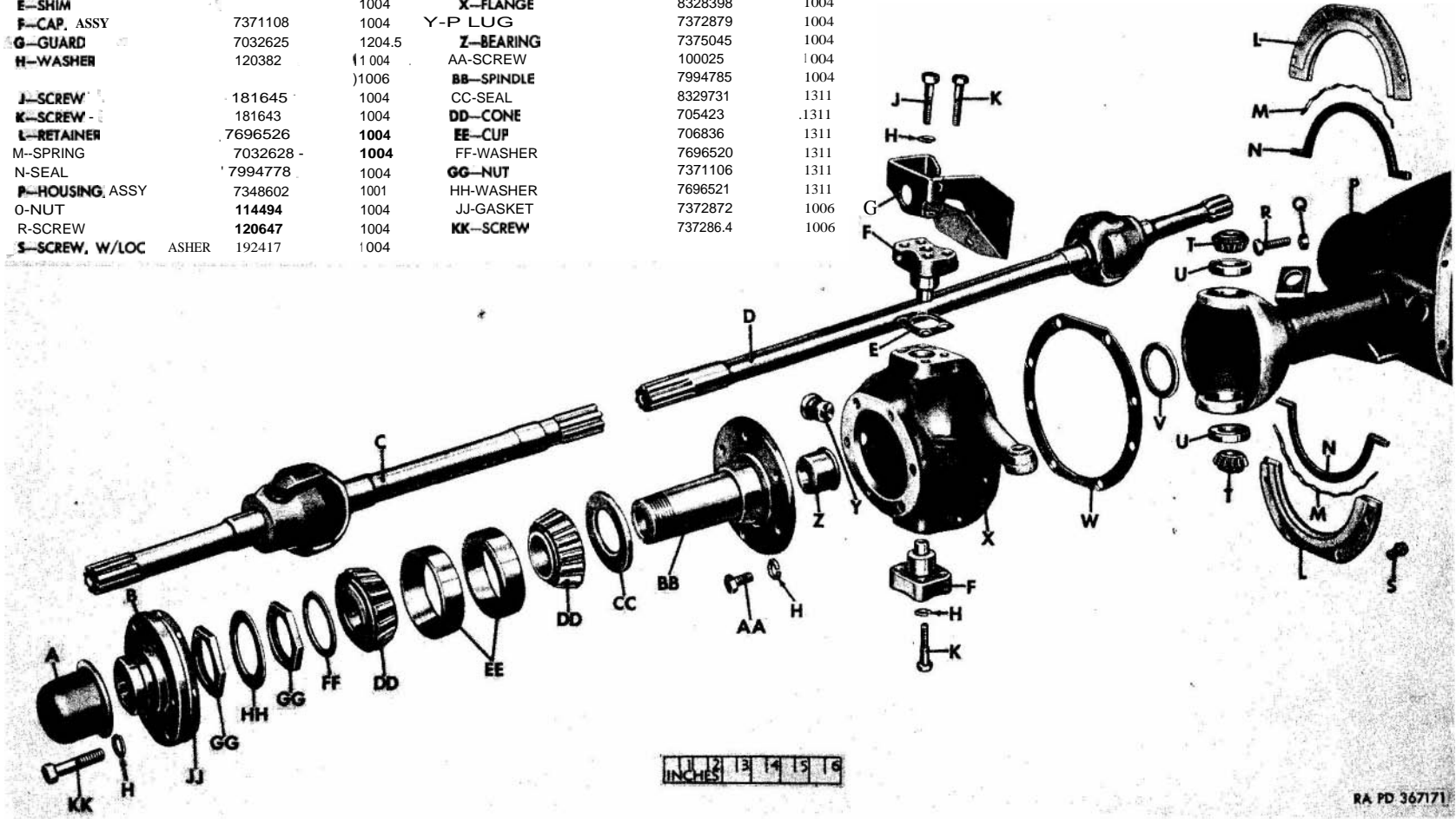
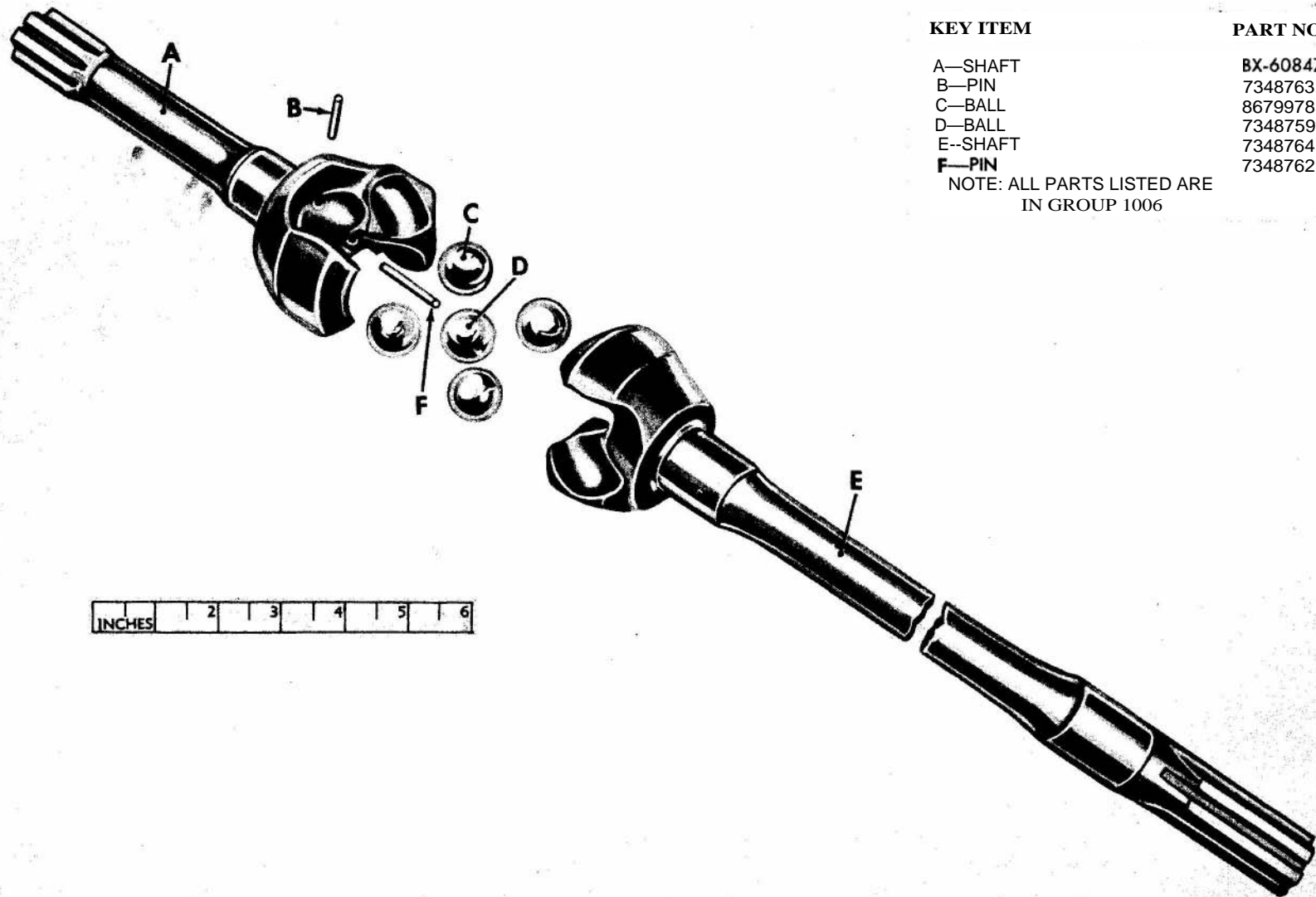


Figure 10-4. Steering knuckle and universal joint—exploded view

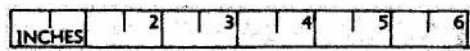


KEY ITEM

PART NO.

- A—SHAFT BX-60847
- B—PIN 7348763
- C—BALL 8679978
- D—BALL 7348759
- E—SHAFT 7348764
- F—PIN 7348762

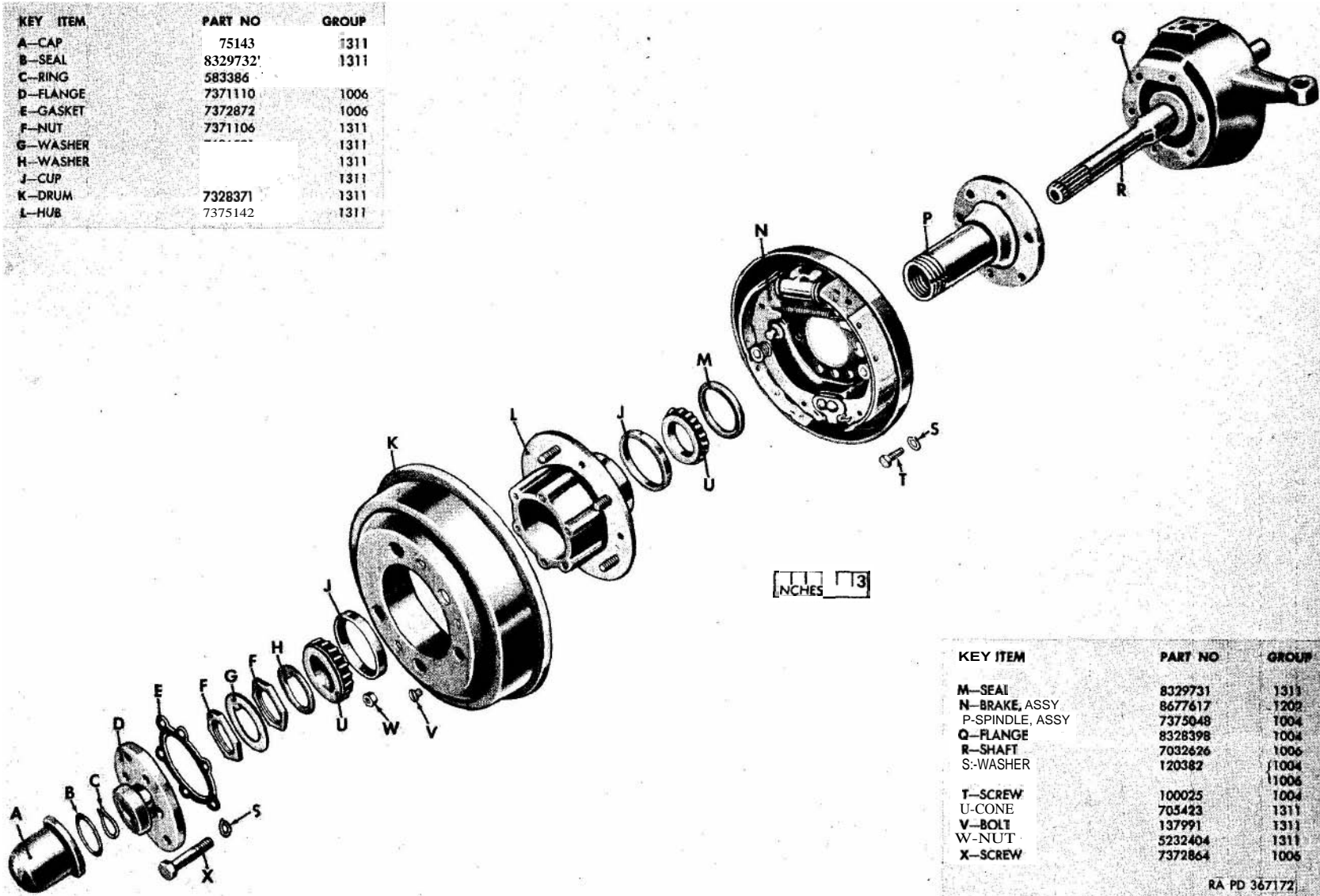
NOTE: ALL PARTS LISTED ARE
IN GROUP 1006



RA PD 367174

Figure 10-5. Front axle universal joint (Bendix)—exploded view

KEY ITEM	PART NO	GROUP
A—CAP	75143	1311
B—SEAL	8329732	1311
C—RING	583386	
D—FLANGE	7371110	1006
E—GASKET	7372872	1006
F—NUT	7371106	1311
G—WASHER		1311
H—WASHER		1311
J—CUP		1311
K—DRUM	7328371	1311
L—HUB	7375142	1311



KEY ITEM	PART NO	GROUP
M—SEAL	8329731	1311
N—BRAKE, ASSY	8677617	1202
P—SPINDLE, ASSY	7375048	1004
Q—FLANGE	8328398	1004
R—SHAFT	7032626	1006
S—WASHER	120382	1004
T—SCREW	100025	1004
U—CONE	705423	1311
V—BOLT	137991	1311
W—NUT	5232404	1311
X—SCREW	7372864	1006

RA PD 367172

Figure 10-6. Front wheel connecting parts—exploded view

25

(1) ILLUSTRATION NO.	(2) REFER- ENCE SYMBOLS	(3) FEDERAL STOCK NO.	(4) ORDNANCE STOCK NO.	(5) MFR'S PART NO.	(6) ORDNANCE PART NO.	(7) DESCRIPTION	(8) QUANTITY INCOR- PORATED IN UNIT	(9) UNIT OF ISSUE
GROUP 10-FRONT AXLE								
1000—FRONT AXLE ASSEMBLY								
10-1			G758-8329992	SP-2166-1 WO-805788	AXLE, front, assy (Bendix joints)	1	ea
				SP-2166-2 WO-805789	-----	AXLE, front, assy (Rzeppa joints) -----	1	ea
				WO-807872	8329992	AXLE, front, w/BRAKES, HUB, and BRAKE DRUM, assy	1	ea
				WO-807873	8673520	AXLE, front (w/BRAKES, HUB, and BRAKE DRUM, assy) (Bendix or Rzeppa joints)	1	ea
1001—HOUSING, COVER AND PLUGS								
10-2	2520-737-2842	G740-7372842	SP-17434 WO-A10231	7372842	COVER, gear carrier housing -----	1	ea
10-2	111	018-7993	H101-0187993	-----	187993	BOLT, ext-teeth-lock washer, hex-hd, S, cd- or zn- pltd, 5/16-18NC-2 x	10	ea
10-2	-----	2530-495-7074	G503-7371103	SP-16409 WO-A782	7371103	GASKET, housing cover	1	ea
10-2, 4	-----	2520-734-8602	G740-7348602	SP-18596X WO-802300	7348602	HOUSING, gear carrier, w/TUBE, assy	1	ea
10-2	H6	11006-0283765	113186	PLUG, pipe, sq-socket, hdls, MI, 3/4 in. (drain and filler)....	2	ea
1002—DIFFERENTIAL								
10-2	-----	2520-769-7606	G740-7697606	SP-16379 WO-A764	7697606	CAP, case bearing -----	2	ea
10-2	H1	017-9890	H101-0179890	-----	179890	SCREW, cap, hex-hd, S, 85,000 psi yield strength, 1/2-13NC-3 x 2 1/4	4	ea
10-3	2520-737-2854	G740-7372854	SP-16383 WO-A793	7372854	CASE	1	ea
10-3	H12	11012-6146900	705438	CONE, tapered roller bearing, MIL-STD-CODE 711- 24780-3000 (includes roller and cage, SR, 1.6250 bore, 0.9063 width) (case bearing)	2	ea
10-3	H12	11012-6122200	705271	CONE, tapered roller bearing, MIL-STD-CODE 719- 02872-3000 (includes rollers and cage, SR, 1.1250 bore, 0.8750 width) (drive pinion outer bearing)	1	ea
10-3	1112	H012-8329852	-----	8329852	CONE, tapered roller bearing (includes rollers and cage, SR, 1.3750 bore, 1.1250 width) (drive pinion inner bearing)	1	ea

(1)	(2)	(3)	(4)	(5)	(8)	(7)	(8)	(9)
ILLUSTRATION NO.	REFERENCE SYMBOLS	FEDERAL STOCK NO.	ORDNANCE STOCK NO.	MFR'S PART NO.	ORDNANCE PART NO.	DESCRIPTION	QUANTITY INCORPORATED IN UNIT	UNIT OF ISSUE
						GROUP 10—FRONT AXLE—Continued		
						1002—DIFFERENTIAL—Continued		
10-3	1112	H012-6209700	707063	CUP, tapered roller bearing, MIL-STD-CODE 719-02820-1000 (SR, 2.8750 OD, 0.6875 width) (drive pinion outer bearing)	1	ea
10-3	H12	H012-6220960	706849	CUP, tapered roller bearing, MIL-STD-CODE 711-24721-1000 (SR, 3.0000 OD, 0.8125 width) (case bearing)	2	ea
10-3	1112	H012-6224700	706877	CUP, tapered roller bearing, MIL-STD-CODE 711-31520-1000 (SR, 3.0000 OD, 0.9375 width) (drive pinion inner bearing)	1	ea
		2520-734-8603	G740-7348603	SP-18397-6X WO-801929	7348603	DIFFERENTIAL, front axle, assy	1	ea
10-3	2530-737-9855	G740-7372855	SP-30188 WO-636565	7372855	GASKET, paper, 2% ID, 3 OD, 0.040 thk (drive pinion oil seal)	1	ea
				SP-17555 WO-644141	8677287	GEAR, bevel side	2	ea
				SP-17483 WO-640699	8677013	GEAR, hypoid bevel drive, 43T	1	ea
10-3	2520-737-2860	G740-7372860	SP-17797 WO-644148	7372860	GEAR SET, side, w/PINION	1	ea
					8677287	Composed of:		
					8677288	2 GEAR		
					8677076	2 PINION		
10-3	5315-737-2858	G740-7372858	SP-18392X WO-801926	7372858	GEAR SET, w/PINION and NUT	1	ea
10-3				SP-13449 WO-636360	7372858	PIN, STRAIGHT, HEADLESS, locking, pinion shaft	1	ea
				SP-17556 WO-644142	8677288	PINION, bevel side gear	2	ea
				SP-18396 WO-801927	8673464	PINION, hypoid bevel, 8T (drive)	1	ea
10-3	2530-737-2857	G740-7372857	SP-16866 WO-A792	7372857	PLATE, locking, axle drive gear screw	4	ea
10-3	5305-737-2863	G740-7372863	SP-3Q187 WO-649454	7372863	SCREW, hex-hd, $\frac{3}{8}$ -24NF 3 x $\frac{1}{2}$ (axle drive gear)	8	ea
10-3	H13	H013-0500071	500071	SEAL, oil, type MLS, IN x 3.165 x $\frac{19}{32}$ (drive pinion)	1	ea
10-3	2520-737-2856	G740-7372856	SP-16075 WO-A798	7372856	SHAFT, bevel pinion mate	1	ea

eat

		2520-495-7068	G740-7372859	SP-15099 WO-636568	7372859	SHIELD, dust, drive pinion	1	ea
10-3			G740-7372843	SP-S58 WO-639959	7372843	SHIM, case bearing.....		ea
			G740-7372844	SP-S59 WO-639960	7372844	0.003 thk		
			G740-7372845	SP-S74 WO-639961	7372845	0.005 thk		
			G740-7372846	SP-S75 WO-639962	7372846	0.010 thk		
10-3			G740-7372847	SP-S112 WO-639969	7372847	0.030 thk		
			G740-7372848	SP-S113 WO-639970	7372848	SHIM, drive pinion inner bearing		ea
			G740-7372849	SP-S114 WO-639971	7372849	0.003 thk		
10-3			G740-7372850	SP-S638 WO-639972	7372850	0.005 thk		
			G740-7372851	SP-S638-1 WO-639973	7372851	0.010 thk		
			G740-7372852	SP-S638-2 WO-639974	7372852	0.030 thk		
			G740-7372853	SP-S638-3 WO-639975	7372853	SHIM, drive pinion outer bearing		ea
10-3	2520-769-6512	G503-7696512	SP-13575 WO-636566	7696512	0.003 thk		
10-3	5310-270-8840	G503-7373146	SP-16323-4 WO-A795	7373146	0.005 thk		
10-3	H1	5310-022-1442	H001-7036380	221442	0.010 thk		
10-3	3120-737-1102	G503-7371102	SP-16322-4 WO-A797	7371102	0.030 thk		
		2520-734-8604	G740-7348604	SP-2-4-581 WO-A1446	7348604	SLINGER, oil, drive pinion bearing	1	ea
			G758-8328414	WO-807694	8328414	WASHER, thrust (side gear)	2	ea
10-3	2520-495-7112	G503-7373121	SP-2-4-108X WO-A1445	7373121	WASHER, plain, S, ⁴⁹ / ₆ ID, 1 OD, 0.1196 thk (drive pinion nut)	1	ea
10-3	H1	H101-7032635	7032635	WASHER, thrust, pinion.....	2	ea
						YOKE, propeller shaft to axle.....	1	ea
						YOKE, end, w/SHIELD, assy (superseded by YOKE 7373121)	1	ea
						YOKE, end, w/SHIELD, assy (supersedes YOKE 8328414)	1	ea
						NUT, hex, "Huglock" type, $\frac{3}{4}$ -16NF-2 (pinion)	1	ea

(1)	(2)	(3)	(4)	(5)	(6)	(7)	(8)	(9)
ILLUSTRATION NO.	REFERENCE SYMBOLS	FEDERAL STOCK NO.	ORDNANCE STOCK NO.	MFR'S PART NO.	ORDNANCE PART NO.	DESCRIPTION	QUANTITY INCORPORATED IN UNIT	UNIT OF ISSUE
GROUP 10—FRONT AXLE—Continued								
1004—STEERING KNUCKLES								
10-4		3120-737-5045	G740-7375045	SP-18174 WO-649783	7375045	BEARING, bushing type, wheel bearing spindle__	2	ea
		5305-456-6211	G503-7373188	SP-6-73-1117 WO-A821	7373188	BOLT, MACHINE, knuckle adj, S, $\frac{3}{8}$ -24NF-3 x $1\frac{1}{8}$	2	ea
10-2,4	H1	5310-011-4494	H001-4185600 SP-16995 WO-A829	114494	NUT, jam, hex, It, s-fin, S, $\frac{3}{8}$ -24NF-2.....	2	ea
10-4		2530-737-1108	G503-7371108	SP-17048X WO-A828	7371108	CAP, king pin bearing (steering knuckle)	4	ea
				SP-16995		CAP, steering knuckle, w/king PIN and locking PIN , assy Composed of:	4	ea
				7698518	1 CAP		
				7696482	1 PIN		
10-4	H1	018-1643	H001-5455341	181643	1 PIN SCREW, cap, hex-hd, S, 85,000 psi yield strength, cd- or zn-pltd , $\frac{3}{8}$ -24NF-3 x $1\frac{1}{2}$	12	ea
10-4	H1	018-1645	H001-5455381	181645	SCREW, cap, hex-hd, S, 85,000 psi yield strength, cd- or zn-pltd , S, $\frac{3}{8}$ -24NF-3 x $1\frac{5}{8}$	4	ea
10-4,6	H1	5310-012-0382	H001-7025741	120382	WASHER, lock, med , S, cd- or zn-pltd , $\frac{3}{8}$ in.....	16	ea
10-4	H12		H012-6133330	705381	CONE, tapered roller bearing, MIL-STD-CODE 711- 11390-3000 (includes rollers and cage, SR, steep angle, 0.6250 bore, 0.5265 width) (king pin bearing)	4	ea
10-4	H12		H012-6216140	706813	CUP, tapered roller bearing, MIL-STD-CODE 711- 11620-1000 (SR, steep angle, 1.6875 OD, 0.3750 width) (king pin bearing)	4	ea
			G758-8328397	SP-30071 WO-805783	8328397	FLANGE, steering, left, w/integral ARM	1	ea
10-4,6			G758-8328398	SP-30070 WO-805784	8328398	FLANGE, steering, right, w/integral ARM	1	ea
10-4	2520-769-6523	G503-7696523	SP-17041 WO-A820	7696523	GASKET, steering knuckle oil seal	2	ea
		2530-769-6518	G503-7696518	SP-16991 WO-A824	7696518	PIN, king.....	4	ea
		5315-769-6482	G503-7696482	SP-8957 WO-A825	7696482	PIN, STRAIGHT, HEADLESS, locking, king pin	4	ea
10-4	4730-737-2879	G740-7372879	SP-18-39-3 WO-801660	7372879	PLUG, PIPE, spec, ck-hd, MI, % in. (filler, steering knuckle)	2	ea
10-4	2530-769-6526	G503-7696526	SP-17133X WO-A814	7696526	RETAINER, steering knuckle oil, half seal	4	ea

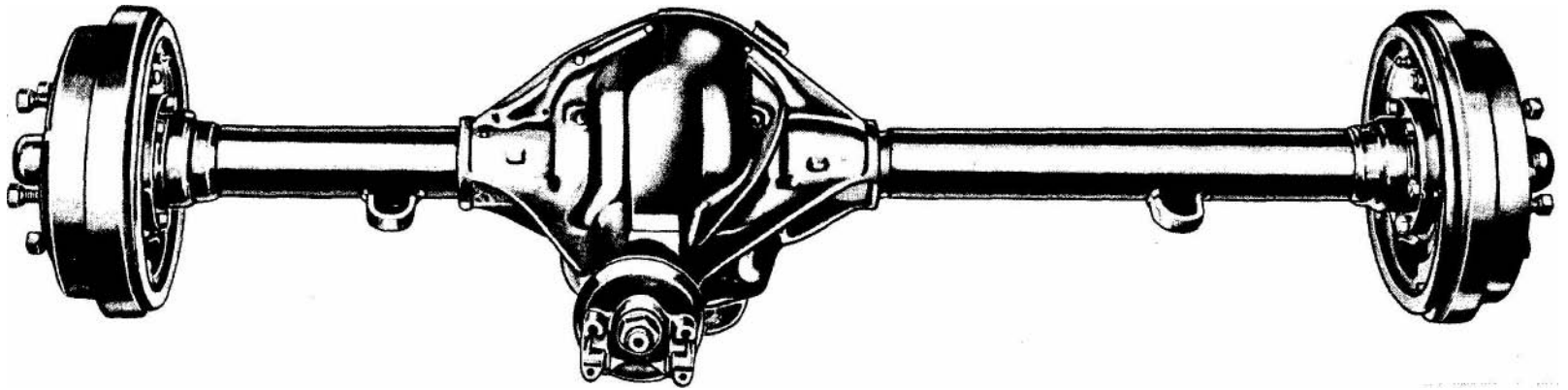
10-4			G740-7994778	SP-18593 WO-800095	7994778	SEAL (half) oil, steering knuckle (ru)	4	ea	
			G740-7375049	SP-18592X WO-801759	7375049	SEAL (half) oil, steering knuckle, assy	4	ea	
		5305-734-8605	G740-7348605	SP-S1640 WO-802498	7348605	BOLT, INTEGRAL LOCK WASHER, ext-teeth-lock washer, hex-hd, S, cd-pltd, $\frac{5}{16}$ -24NF-3 x $\frac{1}{4}$ (super- seded by SCREW 192417)	16	ea	
10-4	H1		H101-0192417	-----	192417	SCREW, ext-teeth-lock washer, hex-hd, S, cd- or zn- pltd , $\frac{5}{16}$ -24NF-2 x $\frac{3}{4}$ (supersedes BOLT 7348605)	16	ea	
10-2, 4	H1		H001-5421261	120647	SCREW, CAP, hex-hd , S, cd- or zn-pltd, $\frac{3}{8}$ -24NF-3 x 1 (supersedes BOLT, 7313188)	2	ea	
10-4			G503-7371105	SP-16992-2 WO-A831	7371105	SHIM, king pin bearing,		ea	
			G503-7520991	SP-16992-3 WO-A832	7520991	0.005 thk			
			G503-7373148	SP-16992-4 WO-A833	7373148	0.010 thk			
10-4			SP-16964	WO-A852	7994785	0.030 thk			
10-6	2530-737-5048	G740-7375048	SP-18173X WO-649782	7375048	SPINDLE, wheel bearing.....	2	ea	
10-4, 6	H1	010-0026	H001-5421220	-----	100025	SPINDLE, wheel bearing, w/BEARING, assy	2	ea	
10-4, 6	H1	5310-012-0382	H001-7025741	120382	SCREW, hex-hd, S, $\frac{3}{8}$ -24NF-2 x	12	ea	
10-4	5340-703-2628	G740-7032628	SP-18694 WO-800068	7032628	WASHER, lock, med, S, cd- or zn-pltd, % in	12	ea	
						SPRING, steering knuckle oil seal.....	4	ea	
1005.5—VENTILATION									
10-2	H16		H016-5196397	-----	5196397	VALVE, air, assy - - - - -	1	ea	
1006—SHAFT AND UNIVERSAL JOINTS									
10-5				BX-60572 WO-A6289	8679978	BALL, alloy-S (universal joint, outer) (Bendix joint), 0.872 dia		ea	
			G740-7348767	BX-60573 WO-A6290	7348767	0.873 dia			
			G503-7416485	BX-60574 WO-A6291	7416485	0.874 dia			
	H2		H102-0145652	-----	145652	0.875 dia			
			G503-7416486	BX-60576 WO-A6293	7416486	0.876 dia			
			G740-7348768	BX-60577 WO-A6294 BX-60578 WO-A6295	7348768	0.877 dia			
						0.878 dia			

(1) ILLUSTRATION NO.	(2) REFERENCE SYMBOLS	(3) FEDERAL STOCK NO.	(4) ORDNANCE STOCK NO.	(5) MFR'S PART NO.	(9) ORDNANCE PART NO.	(7) DESCRIPTION	(8) QUANTITY INCORPORATED IN UNIT	(9) UNIT OF ISSUE
GROUP 10—FRONT AXLE—Continued								
1006—SHAFT AND UNIVERSAL JOINTS—Continued								
10-6I.....	2520-734-8759	G740-7348759	BX-60363 WO-A6288	7348759	BALL, universal joint (center, drilled) (Bendix joint)	2	ea
		2520-737-3108	G503-7373108	SP-17232 WO-A1721	7373108	BALL, universal joint (S, 1/4 dia) (Rzeppa joint) - - - - -	12	ea
		2520-754-0093	G503-7540093	SP-17230 WO-A1719	7540093	CAGE, universal joint (Rzeppa)..	2	ea
10-4,6I.....	2520-737-1110	G503-7371110	SP-17153 WO-A868	7371110	FLANGE, drive, axle shaft.....	2	ea
10-4,6	6306-737-2864	G740-7372864	SP-6-73-124 WO-A760	7872864	SCREW, hex-hd, s-fin, alloy-S, 3/8-16NC-2 x 1M.....	12	ea
10-4,6	H1	5310-012-0382	H001-7025741	120382	WASHER, lock, med, S, cd- or zn-pltd, 3/8 in.	12	ea
10-4,6	2520-737-2872	G740-7372872	SP-18188 WO-649784	7372872	GASKET, drive flange, axle shaft.....	2	ea
10-3	2530-495-7087	G740-7372869	SP-17377 WO-A6439	7372869	GUIDE, axle shaft.....	2	ea
10-6	5315-734-8762	G740-7348762	BX-60364 WO-A6279	7348762	PIN, universal joint center ball (Bendix joint)	2	ea
10-5	5315-734-8763	G740-7348763	BX-60409 WO-A6278 RZ-OR33-6 WO-802314	7348763 8677079	PIN, GROOVED, HEADLESS, universal joint groove (Bendix joint)	2	ea
				SP-30103 WO-810086	RACE, universal joint, inner (Rzeppa) (used on vehicles equipped w/SHAFT 8673512 and SHAFT SP-18597-1X)	2	ea
		2530-754-0096	G503-7540096	SP-17216 WO-A1724	7540096	RETAINER, universal joint inner shaft (Rzeppa joint) (used on vehicles equipped w/SHAFT 8673512 and SHAFT SP-18597-1X)	2	ea
	Hi	5305-013-3503	H101-0133503	133503	SCREW, mach, fl-hd, S, cd- or zn-pltd, no. 8 (0.164)-32NC-2 x	6	ea
10-6	H2	H002-0583386	583386	RING, snap, retaining, exter, 5, cd- or zn-pltd, 1 1/4 in. shaft dia (outer axle shaft) (Rzeppa joint)	2	ea
		5340-737-2865	G740-7372865	SP-17218 WO-A1726	7372865	RING, snap, wire, S, plain, 1 1/4 ID, 0.065 thk (inner shaft) (Rzeppa joint) (used on vehicles equipped w/SHAFT 8673512 and SHAFT SP-18597-1X)	2	ea
				SP-30101 WO-810095	- - - - -	RING, spec, snap, retn, exter, S, 1.016 in. shaft dia (inner shaft) (Rzeppa) (used on vehicles equipped w/SHAFT SP-20128-2X and SHAFT SP-20128-1X)	2	ea

10-3	H13		H013-0500030	500030	SEAL, oil, type MW, 1 1/8 x 2.004 x (axle shaft, inner).	2	ea
10-4		2520-735-1404	G740-7351404	7351404	SHAFT, complete, left, w /universal JOINT, assy (Bendix)	1	ea
			SP-18172-2X WO-649771				
			SP-18597-2X RZ-VA2558 WO-802315	8673512	SHAFT, complete, left, w/universal JOINT, assy (Rzeppa) (interchangeable, w/SHAFT SP-20128-2X)	1	ea
			SP-20128-2X WO-810081		SHAFT, complete, left, w/universal JOINT, assy (Rzeppa) (interchangeable, w/SHAFT 8673512)	1	ea
10-4		2620-735-1403	G740-7351403	7351403	SHAFT, complete, right, w/universal JOINT, assy (Bendix)	1	ea
			BX-60772 SP-18172-1X WO-649772		SHAFT, complete, right, w/universal JOINT, assy (Rzeppa) (interchangeable, w/SHAFT SP-20128-1X)	1	ea
			SP-18597-1X WO-802316		SHAFT, complete, right, w/universal JOINT, <i>assy</i> (Rzeppa) (interchangeable, w/SHAFT SP-18597-1X)	1	ea
			SP-20128-1X WO-810082		SHAFT, inner, left (Bendix joint)	1	ea
10-5		2620-734-8764	G740-7348764	7848764	SHAFT, inner, left (Rzeppa) (used on vehicles equipped w/SHAFT 8673612)	1	ea
			BX-60524 WO-A6276		SHAFT, inner, left (Rzeppa) (used on vehicles equipped w/SHAFT SP-20128-2X)	1	ea
		2630-737-2866	G740-7372866	7372866	SHAFT, inner, right (Bendix joint)	1	ea
			SP-17122-4 WO-A1729		SHAFT, inner, right (Rzeppa) (used on vehicles equipped w/SHAFT SP-18597-1X)	1	ea
			SP-30102-2 WO-810091		SHAFT, inner, right (Rzeppa) (used on vehicles equipped w/SHAFT SP-20128-1X)	1	ea
		2620-734-8765	G740-7348765	7348765	SHAFT, outer (Bendix joint) (superseded by SHAFT BX-60847)	2	ea
			BX-60625 WO-A6277		SHAFT, outer (Bendix joint) (supersedes SHAFT 7348766)	2	ea
		2530-737-2867	G740-7372867	7372867	SHAFT, outer (Rzeppa)	2	ea
			SP-17122-3 WO-A1727		SHAFT, outer, w/universal JOINT, assy (Rzeppa) (used on vehicles equipped, w/SHAFT SP-20128-2X and SHAFT SP-20128-1X)	2	ea
			SP-30102-1 WO-810092		Composed of:		
		2520-734-8766	G740-7348766	7348766	6 BALL		
			WO-649770		1 CAGE		
10-5			BX-60847		1 RACE		
			WO-906703		1 SHAFT		
10-6		2620-703-2626	G740-7032626	7032626			
			SP-30020 WO-802321 WO-810086				
			SP-30103 WO-810086				

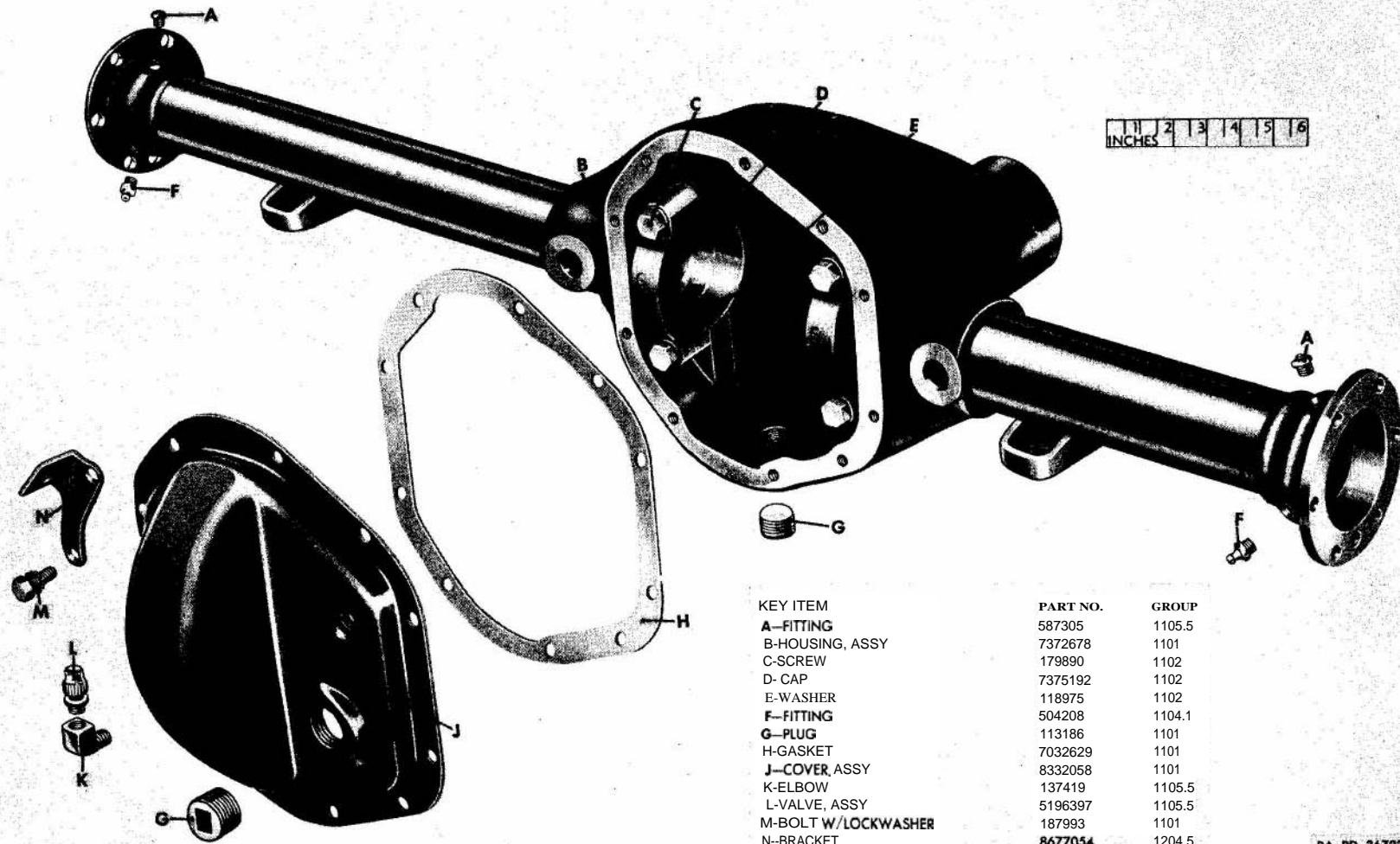
(1) ILLUSTRATION NO.	(2) REFER- ENCE SYMBOLS	(3) FEDERAL STOCK NO.	(4) ORDNANCE STOCK NO.	(5) MFR'S PART NO.	(6) ORDNANCE PART NO.	(7) DESCRIPTION	(8) QUANTITY INCOR- PORATED IN UNIT	(9) UNIT OF ISSUE
						GROUP 10—FRONT AXLE—Continued		
		2520-734-7733	G740-7347733	SP-20017X WO-802319	7347733	1006—SHAFT AND UNIVERSAL JOINTS—Continued SHAFT, outer, w/universal JOINT, assy (Rzeppa) (used on vehicles equipped, w/SHAFT SP-18597-1X and SHAFT 8673512) (supersedes SHAFT 8677080) Composed of: 1 RETAINER 1 RING 3 SCREW 1 SHAFT	1	ea
				SP-20047X WO-802320	7540096 7372865 133503 8677080	SHAFT, outer, w/universal JOINT, sub-assy (Rzeppa) (for service use SHAFT SP-20017X) (used on vehicles equipped w/SHAFT SP-18597-1X and SHAFT 8673512) (superseded by SHAFT 7347733) Composed of: 6 BALL 1 CAGE 1 RACE 1 SHAFT	2	ea
10-4	3120-737-2870	G740-7372870	SP-S1622 WO-649769	7373108 7540093 8677079 7032626 7372870	WASHER, thrust, universal joint	2	ea

772



RA PD 181628

Figure 11-1. Rear axle, assy (8329854)



KEY ITEM	PART NO.	GROUP
A—FITTING	587305	1105.5
B—HOUSING, ASSY	7372678	1101
C—SCREW	179890	1102
D—CAP	7375192	1102
E—WASHER	118975	1102
F—FITTING	504208	1104.1
G—PLUG	113186	1101
H—GASKET	7032629	1101
J—COVER, ASSY	8332058	1101
K—ELBOW	137419	1105.5
L—VALVE, ASSY	5196397	1105.5
M—BOLT W/LOCKWASHER	187993	1101
N—BRACKET	8677054	1204.5

RA PD 367230

Figure 11-2. Rear axle housing—exploded view

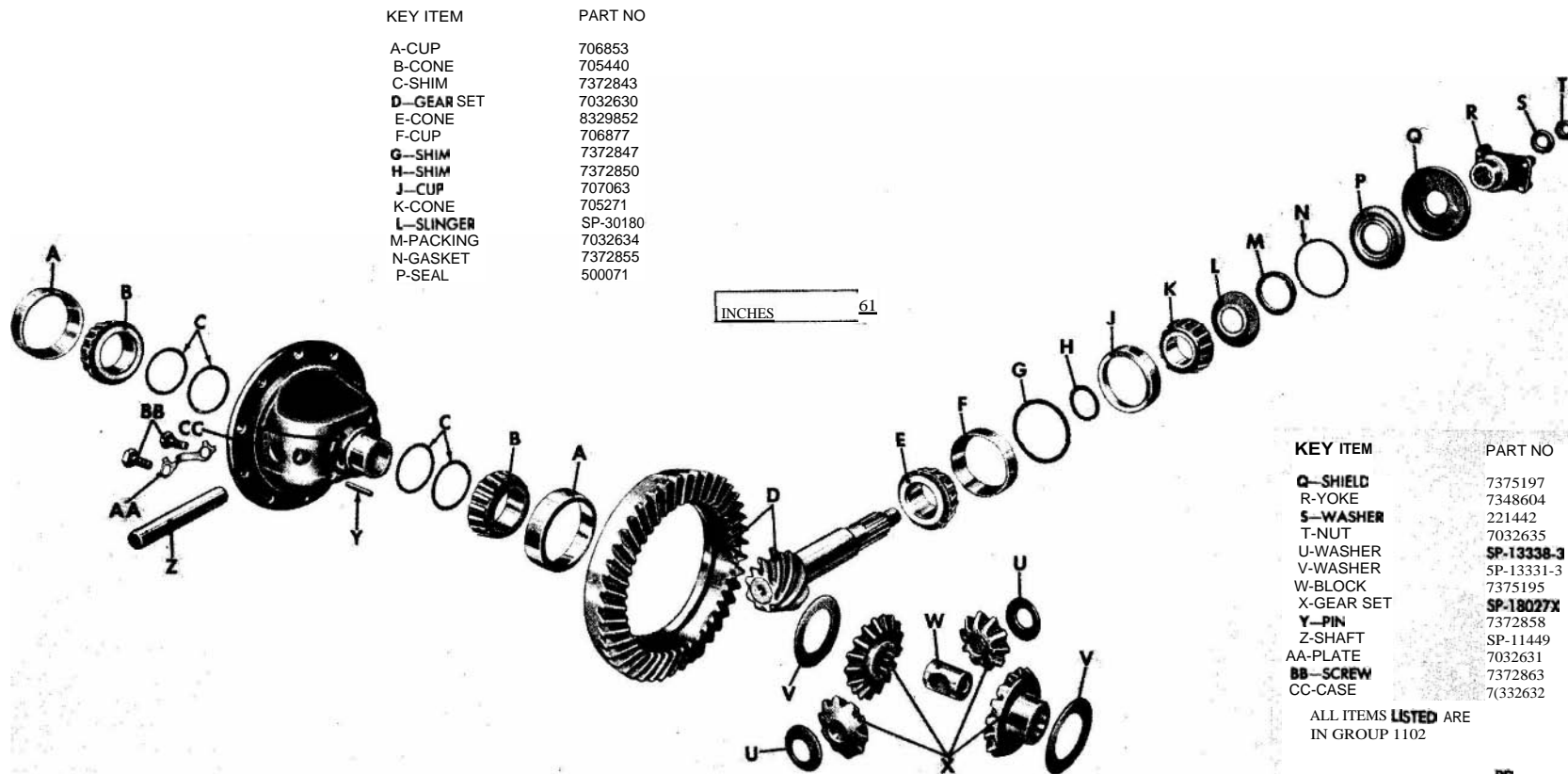


Figure 11-3. Rear axle differential case and gears—exploded view

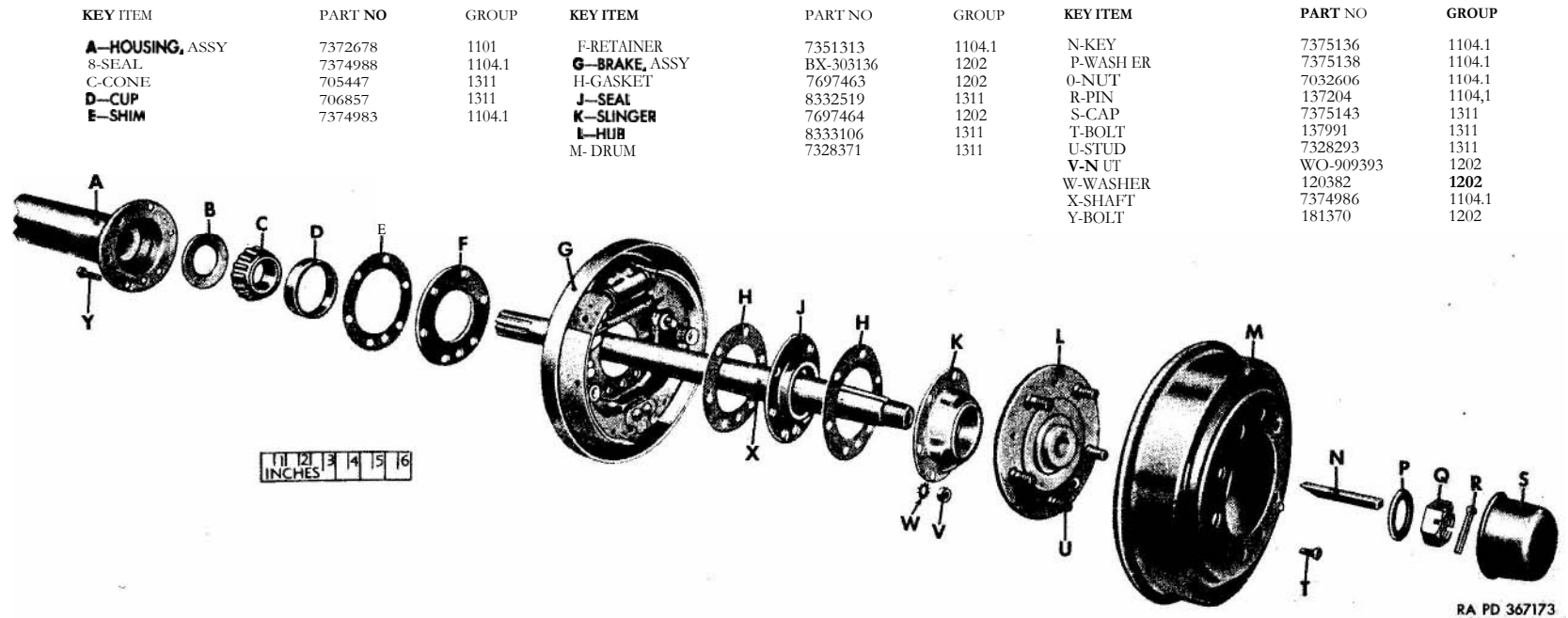


Figure 11-4. Rear wheel connecting parts—exploded view

(1) ILLUSTRATION NO.	(2) REFERENCE SYMBOLS	(3) FEDERAL STOCK NO.	(4) ORDNANCE STOCK NO.	(5) MFR'S PART NO.	(6) ORDNANCE PART NO.	(7) DESCRIPTION	(8) QUANTITY INCORPORATED IN UNIT	(8) UNIT OF ISSUE
GROUP 11-REAR AXLE								
1100—REAR AXLE ASSEMBLY								
11-1			G758-8329854	SP-2167-1 WO-805791 WO-807874 WO-807875	8677577 8329854 8673521	AXLE, rear, assy ----- AXLE, rear, w/BRAKES, HUB, and brake DRUM, assy.. AXLE, rear, w/o BRAKES, HUB, and brake DRUM, assy	1 1 1	ea ea ea
1101—HOUSING, COVER, AND PLUGS								
11-2			G758-8329850	SP-20075X WO-807267	8329850	COVER, w/BAFFLE (superseded by COVER 8332058)...	1	ea
11-2			G758-8332058	SP-20124X WO-809548	8332058	COVER, w/BAFFLE (supersedes COVER 8329850)	1	ea
11-2	H1	018-7993	H101-0187993	187993	BOLT, ext-teeth-lock washer, hex-hd, S, cd- or zn-pltd, $\frac{1}{4}$ -18NC-2 x $\frac{3}{4}$	10	ea
11-2	2520-703-2629	G740-7032629	SP-18434 WO-802556	7032629	GASKET, axle housing cover	1	ea
11-2,4			G740-7372678	SP-18634X WO-802552	7372678	HOUSING, gear carrier, w/TUBE, assy	1	ea
11-2	H6	H006-0283765	-----	113186	PLUG, pipe, sq-socket, hdls, MI, % in. (filler and drain)..	2	ea
1102—DIFFERENTIAL								
11-3	2530-737-5195	G740-7375195	SP-13810 WO-640965	7375195	BLOCK, drive shaft	1	ea
11-2			G740-7375192	SP-15365 WO-639818	7375192	CAP, bearing	2	ea
11-2	H1	017-9890	H101-0179890	179890	SCREW, cap, hex-hd, S, 85,000 psi yield strength, $\frac{1}{2}$ -13NC-3 x 2	4	ea
11-2	H1	H001-1520005	118975	WASHER, LOCK, int-teeth, hv, S, in. (flat type)....	4	ea
11-3	2520-703-2632	G740-7032632	SP-18458 WO-802562	7032632	CASE	1	ea
11-3	H12	H012-6147940	705440	CONE, tapered, roller bearing, MIL-STD-CODE 711- 25577-3000 (includes rollers and cage, SR, 1.6880 bore, 1.0000 width) (case bearing)	2	ea
11-3	H12	---	H012-8329852	8329852	CONE, tapered, roller bearing, MIL-STD-CODE 711- 31593-3000 (includes rollers and cage, SR, 1.3750, 1.1250 width) (drive pinion inner bearing)	1	ea

(1) ILLUSTRATION NO.	(2) REFERENCE SYMBOLS	(3) FEDERAL STOCK NO.	(4) ORDNANCE STOCK NO.	(5) MFR'S PART NO.	(6) ORDNANCE PART NO.	(7) DESCRIPTION	(8) QUANTITY INCORPORATED IN UNIT	(9) UNIT OF ISSUE
GROUP 11—REAR AXLE—Continued								
1102—DIFFERENTIAL—Continued								
11-3	H12	H012-6122200	-----	705271	CONE, tapered, roller bearing, MIL-STD-CODE 719-02872-3000 (includes rollers and cage, SR, 0.1250 bore, 0.8750 width) (drive pinion outer bearing)	1	ea
11-3	H12	11012-6221280	-----	706853	CUP, tapered, roller bearing, MIL-STD-CODE 711-25523-1000 (SR, 3.2650 OD, 0.8750 width) (case bearing)	2	ea
11-3	H12	11012-6224700	-----	706877	CUP, tapered roller bearing, MIL-STD-CODE 711-31520-1000 (SR, 3.0000 OD, 0.9375 width) (drive pinion inner bearing)	1	ea
11-3	1112	11012-6209700	707063	CUP, tapered roller bearing, MIL-STD-CODE 719-02820-1000 (SR, 2.8750 OD, 0.6875 width) (drive pinion outer bearing)	1	ea
		2520-737-2679	G740-7372679	SP-18599-7X WO-802557	7372679	DIFFERENTIAL, assy (43-8T, 5.38 ratio) -----	1	ea
228 11-3	-----	2530-737-2855	G740-7372855	SP-S171 WO-636565 SP-17716 WO-647061	7372855 8677294	GASKET, bevel pinion oil seal ----- GEAR, bevel side	1 2	ea ea
				SP-18530 WO-802559	7994912	GEAR, hypoid, bevel drive, 43T	1	ea
11-3			G740-7032631	SP-18429 WO-802561	7032631	PLATE, lock, drive gear	5	ea
11-3	5305-737-2863	G740-7372863	SP-30187 WO-649454	7372863	SCREW, hex-hd, $\frac{3}{8}$ -24NF-3 x $1\frac{1}{16}$	10	ea
11-3				SP-18027X WO-647063	-----	GEAR SET, differential, bevel, matched ----- Composed of: 2 GEAR 2 PINION	1	ea
11-3	2520-703-2630	G740-7032630	SP-18528X WO-802558	7032630	GEAR SET, drive, hypoid, matched, w/NUT and PINION	1	ea
11-3	5330-703-2634	G740-7032634	SP-17858 WO-802563	7032634	PACKING, PREFORMED, felt, 1.562 ID, 2.016 OD, 0.250 thk (drive pinion oil seal)	1	ea
11-3	5315-737-2858	G740-7372858	SP-13449 WO-636360 SP-17717 WO-647062	7372858 8677295	PIN, locking, pinion shaft ----- PINION, bevel -----	1 2	ea ea

				SP-18529 WO-802560	7994913	PINION, drive, hypoid, 8T	1	ea
11-3	H13		H013-0500071		500071	SEAL, OIL, type MLS, x 3.165 x $\frac{7}{32}$ (drive pinion)...	1	ea
11-3				SP-11449 WO-636553		SHAFT, differential pinion	1	ea
11-3		2530-737-5197	G740-7375197	SP-17562 WO-642121	7375197	SHIELD, dust (universal joint end yoke).	1	ea
11-3						SHIM, case bearing -----		ea
			G740-7372843	SP-S58 WO-639959	7372843	0.003 thk		
			G740-7372844	SP-S59 WO-639960	7372844	0.005 thk		
			G740-7372845	SP-S74 WO-639961	7372845	0.010 thk		
			G740-7372846	SP-S75 WO-639962	7372846	0.030 thk		
11-3						SHIM, drive pinion inner bearing -----		ea
			G740-7372847	SP-S112 WO-639969	7372847	0.003 thk		
			G740-7372848	SP-S113 WO-639970	7372848	0.005 thk		
			G740-7372849	SP-S114 WO-639971	7372849	0.010 thk		
11-3						SHIM, drive pinion outer bearing -----		ea
			G740-7372850	SP-S638 WO-639972	7372850	0.003 thk		
			G740-7372851	SP-S638-1 WO-639973	7372851	0.005 thk		
			G740-7372852	SP-S638-2 WO-639974	7372852	0.010 thk		
			G740-7372853	SP-S638-3 WO-639975	7372853	0.030 thk		
		2520-703-2633	G740-7032633	SP-17857 WO-802564	7032633	SLINGER, oil, drive pinion bearing (superseded by SLINGER SP-30180)	1	ea
11-3				SP-30180 WO-908301		SLINGER, oil, drive pinion bearing (supersedes SLINGER 7032633)	1	ea
11-3				SP-13338-3 WO-645790		WASHER, FLAT, countersunk, S, $\frac{49}{64}$ ID, $1\frac{21}{64}$ OD, 0.032 thk (thrust, differential pinion)	2	ea
11-3				SP-13331-3 WO-645789		WASHER, FLAT, S, $1\frac{41}{64}$ ID, $2\frac{31}{64}$ OD, 0.032 thk (thrust, differential side gear)	2	ea
11-3		2520-734-8604	G740-7348604	SP-2-4-581 WO-A1446	7348604	YOKE, propeller shaft, universal joint -----	1	ea

(1)	(2)	(3)	(4)	(5)	(6)	(7)	(8)	(9)
ILLUSTRATION NO.	REFERENCE SYMBOLS	FEDERAL STOCK NO.	ORDNANCE STOCK NO.	MFR'S PART NO.	ORDNANCE PART NO.	DESCRIPTION	QUANTITY INCORPORATED IN UNIT	UNIT OF ISSUE
						GROUP 11—REAR AXLE—Continued		
						1102 —REAR AXLE DIFFERENTIAL—Continued		
			G758-8328005	SP-2-4-1451X WO-807693	8328005	YOKE, propeller shaft, universal joint, assy	1	ea
11-3	H1	H101-7032635	-----	7032635	NUT, hex, "Huglock" type, $\frac{3}{4}$ -16NF-2.....	1	ea
			G740-7372868	SP-S1056 WO-636570	7372868	WASHER, FLAT, S, $\frac{3}{4}$ ID, 1 OD, 0.1196 thk (superseded by WASHER 221442)	1	ea
11-3	H1	H001-7036380	-----	221442	WASHER, FLAT, S, $\frac{3}{4}$ ID, 1 $\frac{1}{2}$ OD, 0.1196 thk (supersedes WASHER 7372868)	1	ea
						1104.1 —SHAFT		
11-2	H16	050-4208	H016-0504208	-----	504208	FITTING, lubr, hyd, surface check, stght, $\frac{1}{2}$ NPT, male (rear wheel brg)	2	ea
11-4			G740-7375136	WO-636374	7375136	KEY, tall, rectangle, one taper, champer end, S, 0.3175 in. x 0.250 x 2% lg (axle shaft, rear)	2	ea
11-4		5310-703-2606	G740-7032606	SP-S161 WO-636344	7032606	NUT, hex, slotted, 1-14NF-3 (axle shaft) -----	2	ea
11-4	H1	013-7204	H101-0137204	-----	137204	PIN, cotter, split, S, cd- or zn-pltd, % x 1% (rear axle shaft nut)	2	ea
11-4		2520-735-1313	G740-7351313	SP-18653 WO-802887	7351313	RETAINER, bearing.....	2	ea
11-4	H13	H013-7374988	-----	7374988	SEAL, oil, type MW, 1% x 2.286 x % (axle shaft).	2	ea
		2530-737-4987	G740-7374987	SP-18024 WO-640968	7374987	SHAFT, axle, left -----	1	ea
				SP-18022X SP-17509X WO-640966	8677281	SHAFT, axle, left, assy	1	ea
11-4	-----	2530-737-4986	G740-7374986	SP-18023 WO-640969	7374986	SHAFT, axle, right.....	1	ea
				SP-18021X WO-640967	SHAFT, axle, right, assy.....	1	ea
11-4			G740-7374983	SP-17521-2 WO-640972	7374983	SHIM, rear axle shaft bearing	1	ea
			G740-7374984	SP-17521-3 WO-640973	7374984	0.005 thk		
			G740-7374985	SP-17521-4 WO-640974	7374985	0.010 thk		
						0.030 thk		

11-4	5310-270-8837	G740-7375138	WO-640945	7375138	WASHER, FLAT, S, 1 $\frac{1}{8}$ " ID, 1 $\frac{3}{4}$ " OD, A thk (rear axle shaft)	2	ea
1105.5—VENTILATION								
11-2	H6		H006-0326500	-----	137419	ELBOW, flared tube, inverted, 90 deg, br, $\frac{1}{8}$ " tube, $\frac{1}{8}$ " male pipe end (axle vent plug)	1	ea
11-2	1116	-----	11016-0587305	-----	587305	FITTING, lubr, pressure release vent, 4 lb relief pressure, $\frac{1}{8}$ "NPT, male (housing)	2	ea
11-2	H16		H016-5196397	-----	5196397	VALVE, air, assy -----	1	ea

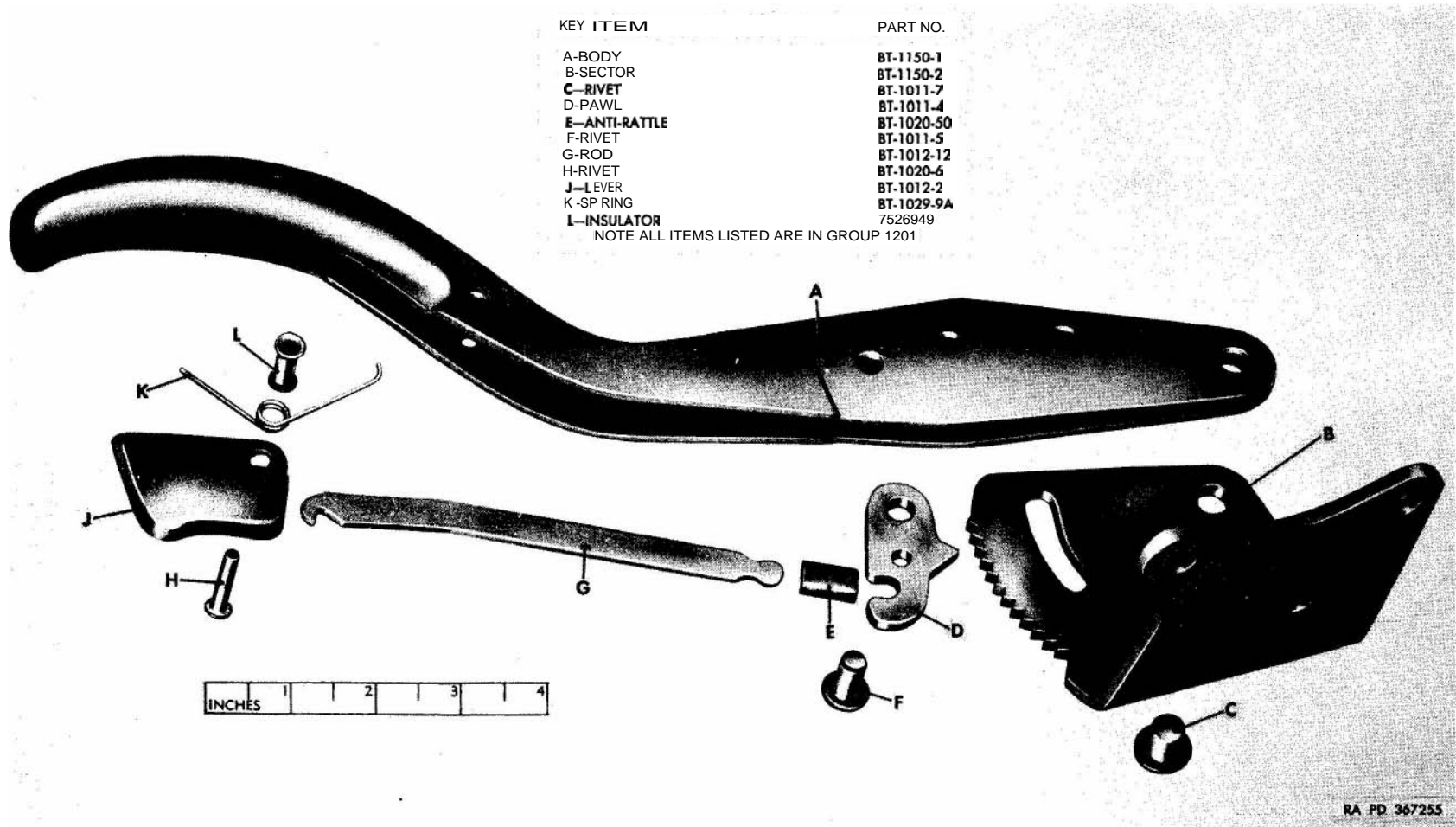
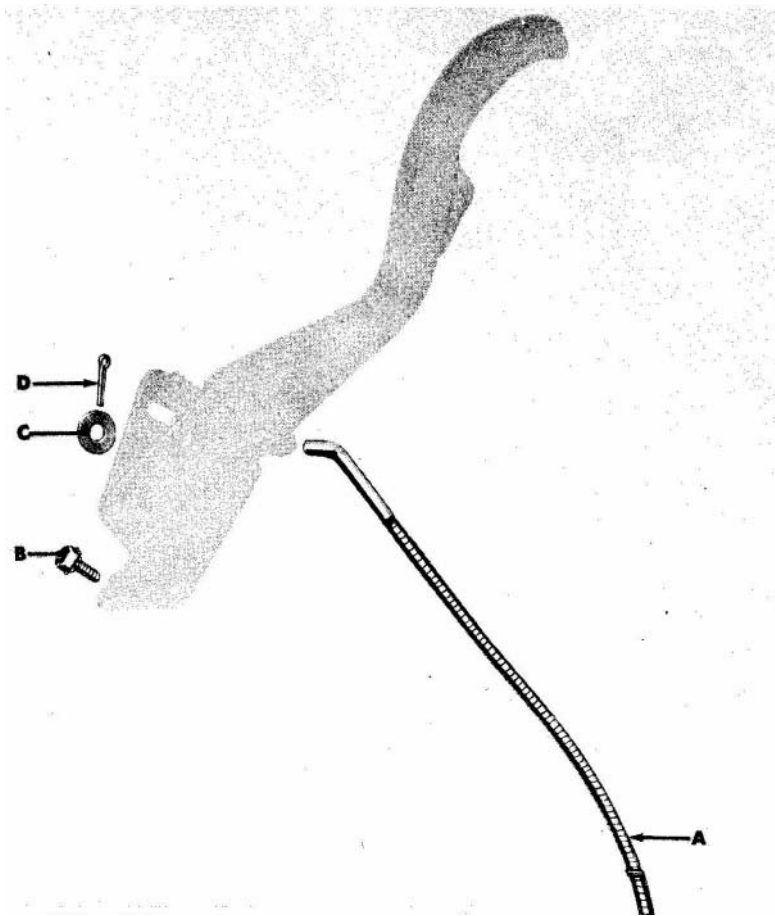


Figure 12-1. Handle, hand brake, assy (8329623)—exploded view



KEY	ITEM	PART NO
A	CABLE, ASSY	8333284
B	BOLT, W/LOCKWASHER	1 87993
C	WASHER	1 20393
D	PIN	112726

NOTE: ALL PARTS LISTED ARE IN GROUP 1201

1 12 13
 INCHES

RA PD 367140

Figure 12-2. Cable, assy and related parts (M170)—exploded view

KEY ITEM	PART NO.	GROUP
A—HANDLE, ASSY	8329623	1201
B—WASHER	446363	1201
C—SCREW W/LOCKWASHER	9409102	1201
D—ROD	8329626	1201
E—SPRING	8329625	1201
F—NUT	120368	1201
G—YOKE	144242	1201
H—PIN	119117	1201
J—LEVER	8329633	1201
K—SEAL	500068	0802.7
L—SCREW	180132	0802.7
M—GASKET	7373157	0802.7
N—WASHER	120930	0802.7
P—CAP	SP-18-19-33	0803.7
Q—BEARING	5167516	0802.7
R—GEAR	8328480	2208.1
S—SLEEVE	8328481	2208.1
T—NUT	124944	1201
U—WASHER	131205	1201
V—PIN	8329629	1201
W—SHOE	TD-A3722 X50	1201
X*—LINING	SP-330090	1201
Y—PIN	SP-330091	1201
Z—PIN	177923	1201

KEY ITEM	PART NO.	GROUP
AA—STOP	SP-330150	1201
BB—RIVET	TD-RV344	1201
CC—BOLT	7324918	1201
DD—DRUM	8329632	1201
EE—SHIELD	7696479	0802.7
FF—FLANGE	7371099	0802.7
GG—WASHER	120382	1201
HH—NUT	120369	1201
JJ—NUT	7032635	0802.7
KK—WASHER	7036380	0802.7
LL—SHOE	TD-A3722V48	1201
MM—PIN	121741	1201

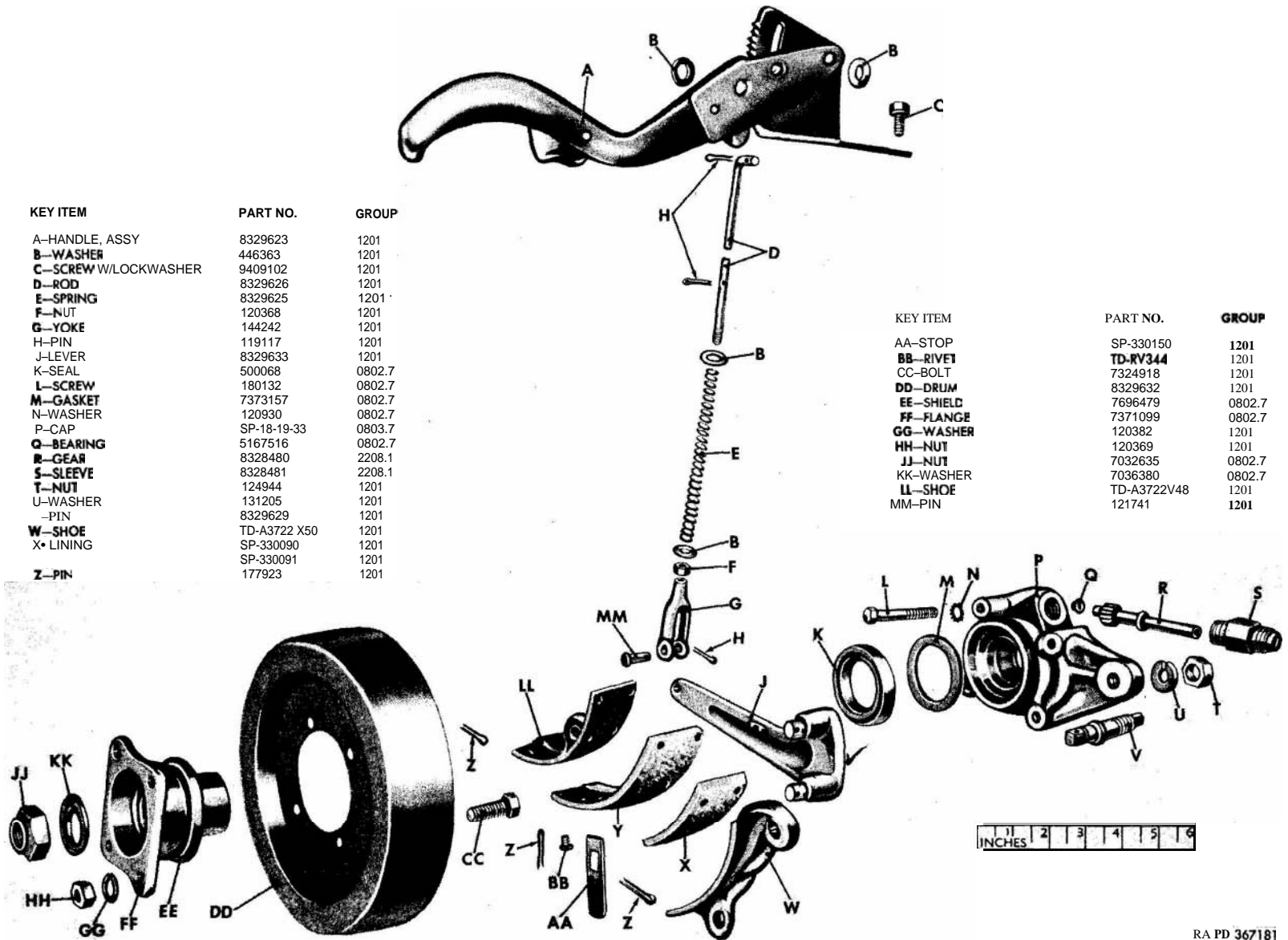
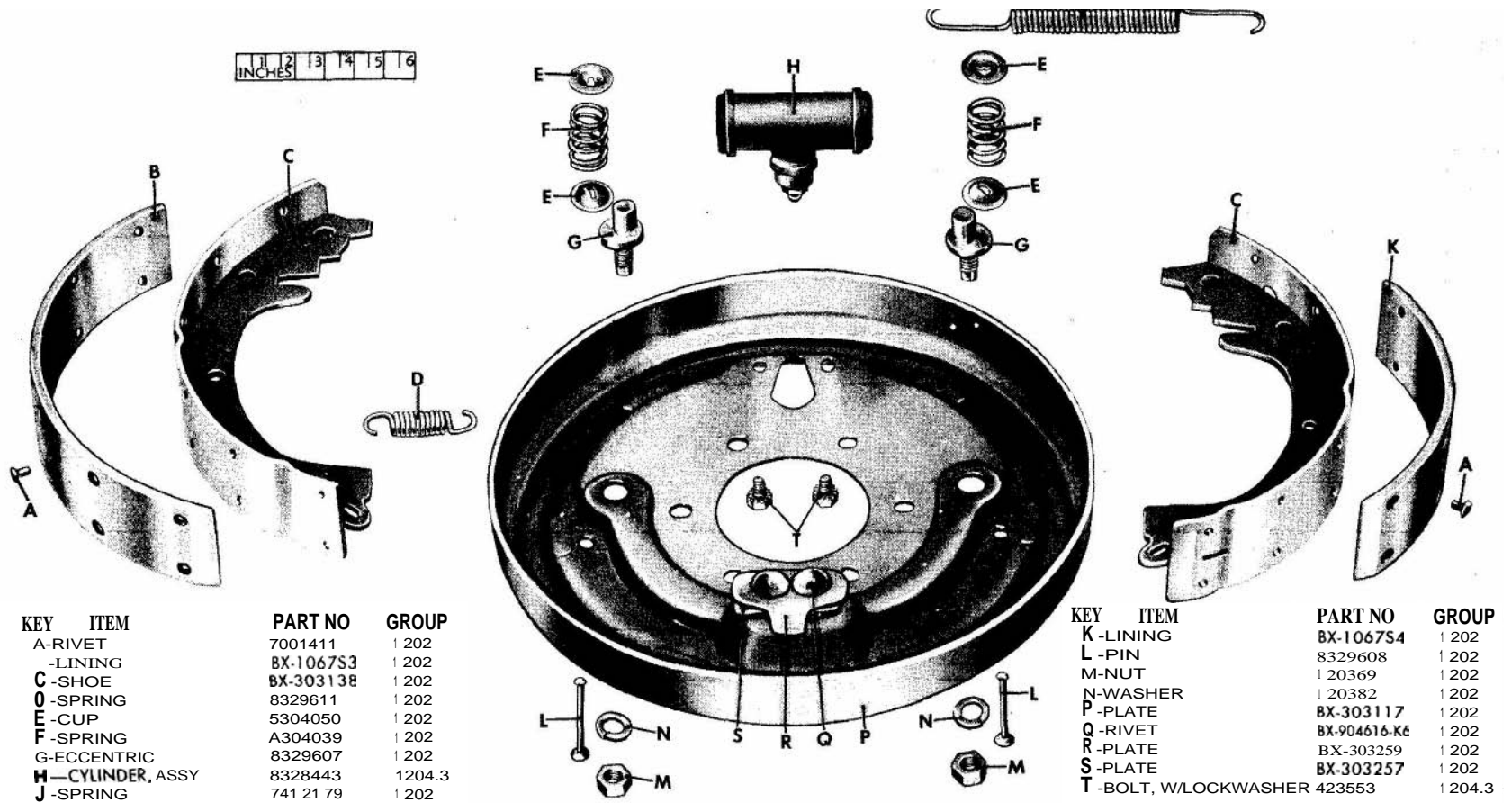
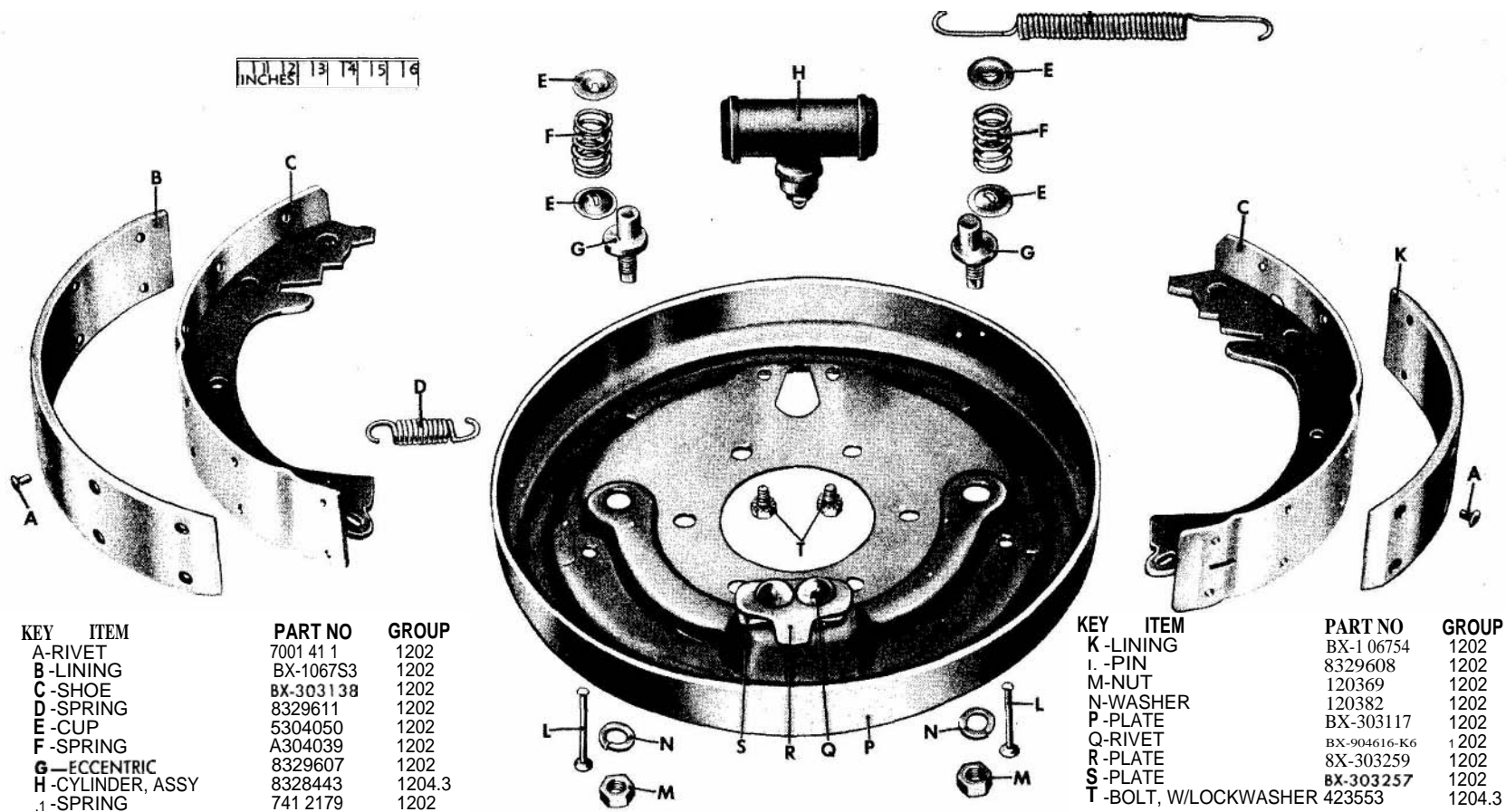


Figure 12-3. Hand brake and related parts—exploded view



RA PD 367158

Figure 12-4. Service brake, *assy—exploded view*



RA PD 367158

Figure 12-L. Service brake, assy—exploded view

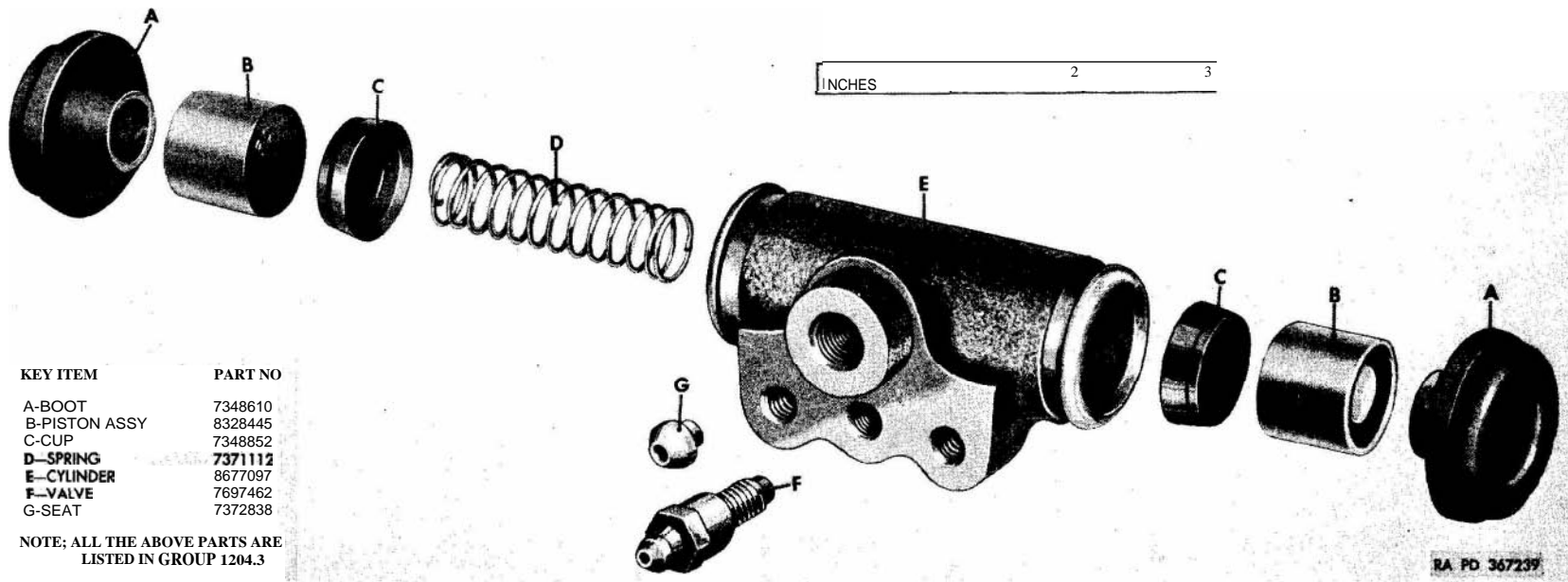


Figure 12-6. Brake wheel cylinder, *assy (8828445)*—*exploded view*

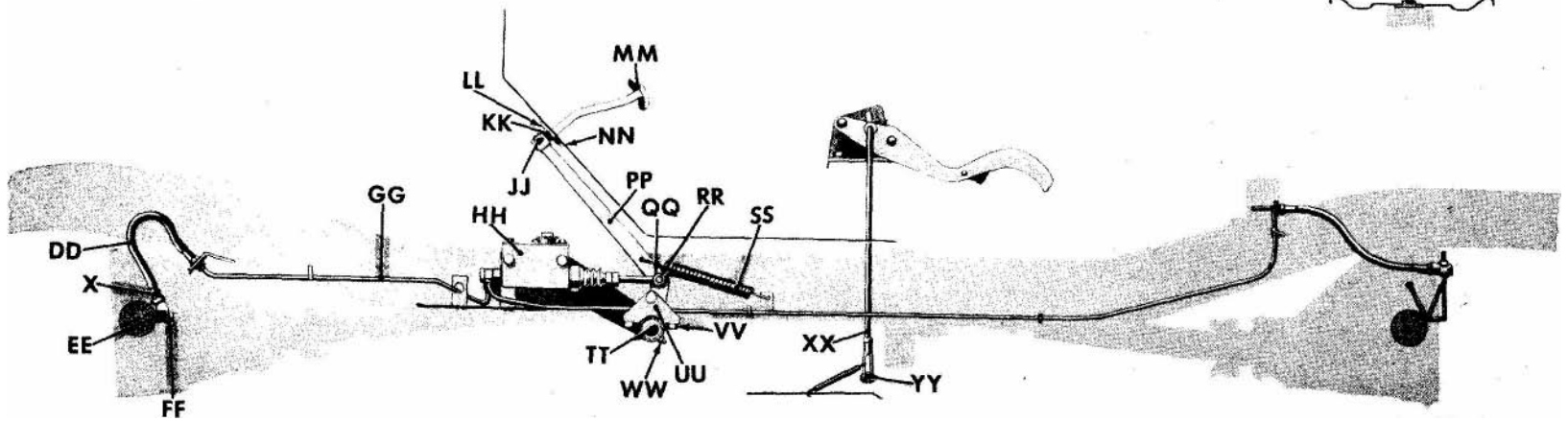

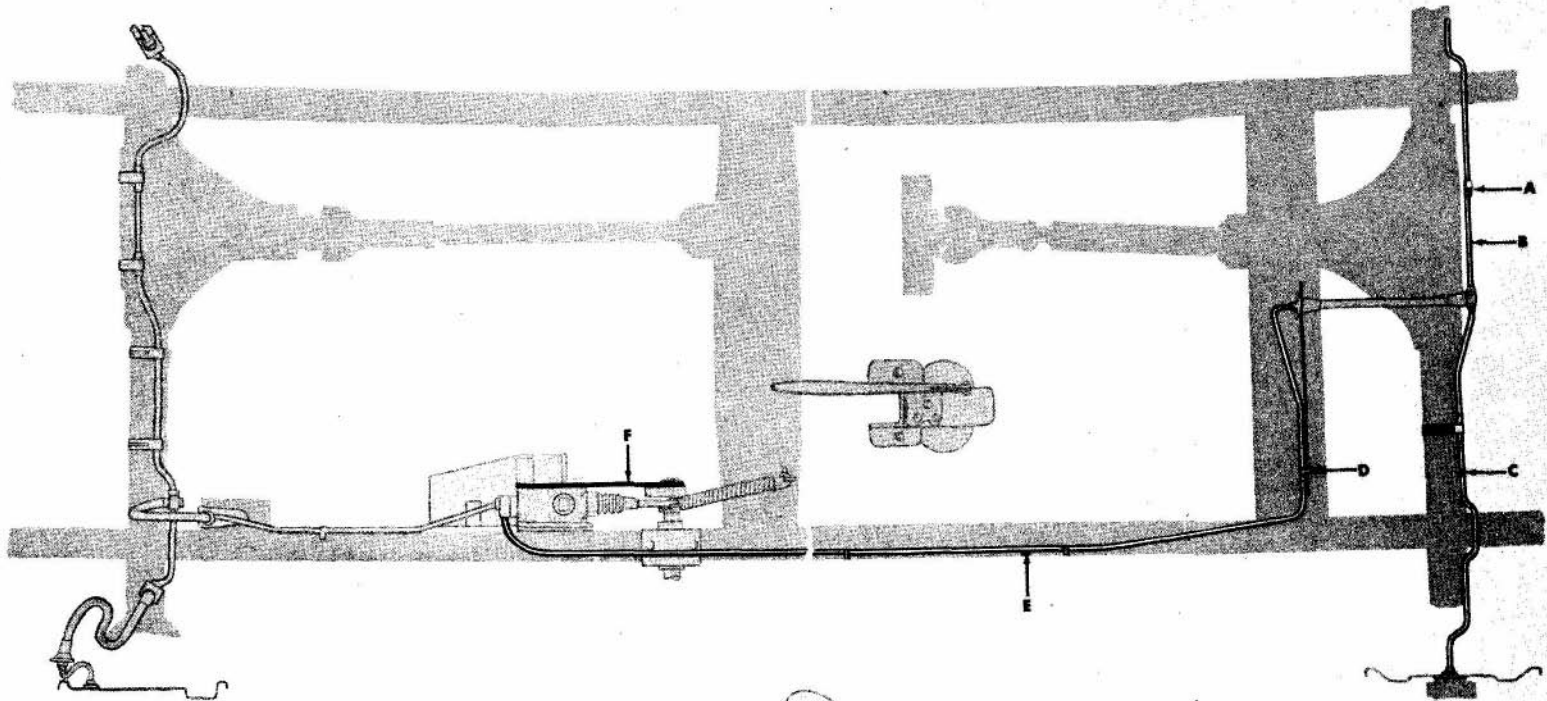


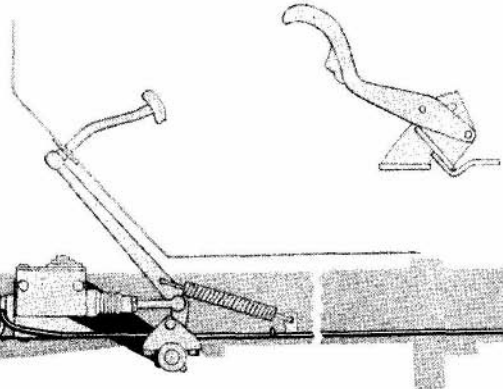
Figure 12-7. Brake system

Key	Item	Part No.	Group	Key	Item	Part No.	Group
A	—LINE, ASSY -----	7371009	1204.5	AA	—TEE -----	7372343	1204.5
B	—LINE, ASSY -----	7372836	1204.5	BB	—BOLT w/LOCK WASHER	187263	1204.5
C	—RING -----	7418146	1204.5	CC	—LINE, ASSY -----	W0-905857	1204.5
D	—CLAMP -----	7372833	1204.5	DD	—LINE, ASSY -----	7372835	1204.5
E	—CLIP -----	7735289	1204.5	EE	—TEE -----	7372839	1204.5
F	—LINE, ASSY -----	8677344	1204.5	FF	—BOLT w/LOCK WASHER.	423555	1204.5
G	—LINE, ASSY -----	8677345	1204.5	GG	—LINE, ASSY -----	8677426	1204.5
H	—SHIELD, ASSY -----	8329668	1204.1	HH	—CYLINDER, ASSY -----	7416524	1204.1
J	—BOLT w/LOCK WASHER.	9409117	1204.1	JJ	—BOLT w/LOCK WASHER	9409103	1206
K	—BOLT w/LOCK WASHER	9409116	1204.1	KK	—SPRING -----	7697454	1206
L	—BAR -----	8677304	1204.1	LL	—WASHER -----	7954265	1206
M	—PIN -----	137228	1206	MM	—PAD, ASSY -----	7697466	1206
N	—WASHER -----	7372827	1206	NN	—PAD -----	W0-906638	1206
P	—LINE, ASSY -----	8677618	1204.5	PP	—PEDAL, ASSY -----	7697453	1206
Q	—PIN -----	119117	1201	QQ	—WASHER -----	120395	1204.1
R	—SCREW w/LOCK WASHER	9409102	1201	RR	—PIN -----	121222	1204.1
S	—HANDLE, ASSY -----	8329623	1201	SS	—SPRING -----	8387940	1206
T	—WASHER -----	446363	1201	TT	—SHAFT -----	7340237	1206
U	—SPRING	8330948	1201	UU	—BRACKET, ASSY -----	7697452	1206
V	—CLIP -----	145409	1204.5	VV	—BOLT -----	123534	1206
W	—LINE, ASSY -----	7372837	1204.5	WW	—NUT -----	503351	1206
X	—GASKET -----	7372834	1204.5	XX	—ROD, ASSY -----	8329627	1201
Y	—CLIP -----	125912	1204.5	YY	—PIN -----	121741	1201
Z	—LINE, ASSY	W0-905858	1204.5				

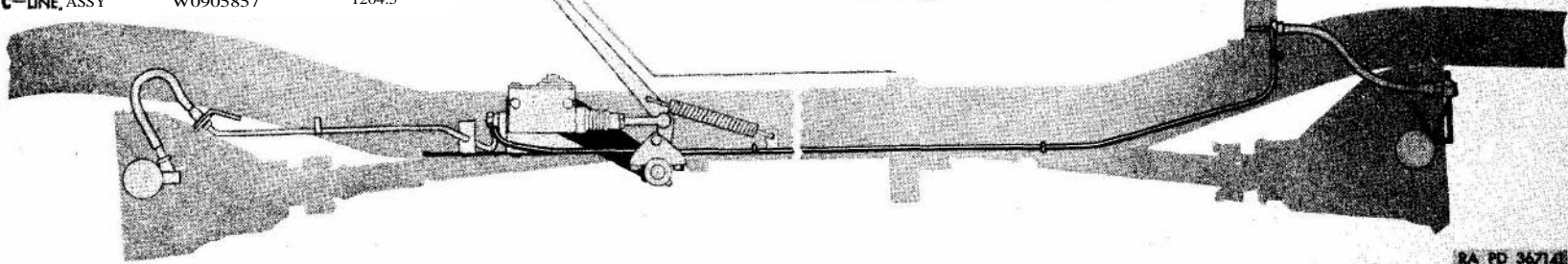
Figure 12-7. Brake system—legend



KEY ITEM	PART NO	GROUP
A-CLIP	140776	1204.5
B-LINE, ASSY	WO-905858	1204.5
C-LINE, ASSY	WO905857	1204.5



KEY ITEM	PART NO	GROUP
D-CLIP	145409	1204.5
E-LINE, ASSY	WO-808905	1204.5
F-BAR	WO-906171	1204.1



BA PD 36714E

Figure 12-8. Brake system (M170)

(1) ILLUSTRATION NO.	(2) REFERENCE SYMBOLS	(3) FEDERAL STOCK NO.	(4) ORDNANCE STOCK NO.	(5) MFR'S PART NO.	(8) ORDNANCE PART NO.	(7) DESCRIPTION	(6) QUANTITY INCORPORATED IN UNIT	(9) UNIT OF ISSUE
GROUP 12-BRAKES								
1201—HAND BRAKE								
12-1				BT-1020-50		ANTI-RATTLE, pawl rod	1	ea
12-				BT-1150-1		BODY	1	ea
12-1				BT-1011-7		RIVET, body to sector	1	ea
				WO-811473		BRACKET, cable, w/weld NUT, assy (M170) (transfer case)	1	ea
	H1	018-7993	H101-0187993		187993	BOLT, INTEGRAL LOCK WASHER, ext-teeth, hex-hd, S, cd- or zn-pltd, $\frac{5}{16}$ -18NC x 8%	4	ea
	H1	018-7993	H101-0187993	WO-811598	187993	BRACKET, w/weld NUT, assy (M170)	1	ea
						BOLT, INTEGRAL LOCK WASHER, ext-teeth, hex-hd, S, cd- or zn-pltd, $\frac{5}{16}$ -18NC x $\frac{3}{4}$	3	ea
				SP-310085 WG-ASI-A34 WO-807499		BRAKE, transmission, int-ext pinch type, assy	1	ea
12-2			G758-8333284	WO-811475	8333284	CABLE, control (M170)	1	ea
12-2	H1		H001-4417121		112726	PIN, cotter, split, S, pltd, $\frac{1}{16}$ x $\frac{1}{2}$	1	ea
12-2	H1	5310-012-0393	H101-7043711		120393	WASHER, FLAT, S, cd- or zn-pltd, $\frac{1}{16}$ ID, % OD, 0.094 thk (cable to hand brake)	1	ea
			G503-7697855	WO-638780	7697855	CLAMP, conduit (superseded by CLAMP 7348611) (M170)	2	ea
			G740-7348611		7348611	CLAMP, conduit (supersedes CLAMP 7697855) (M170)	2	ea
	H1	018-7993	H101-0187993		187993	BOLT, INTEGRAL LOCK WASHER, ext-teeth, cross-recess, hex-hd, S, cd- or zn-pltd, $\frac{5}{16}$ -18NC x % (cable clamp to hand brake bracket (1), to transfer case bracket (1))	2	ea
08-2; 12-3			G758-8329632	SP-330086 WG-4802 WO-806026	8329632	DRUM	1	ea
08-2; 12-3		5305-732-4918	G503-7324918	SP-6-73-218 WO-A997	7324918	BOLT, hex-hd, S, $\frac{3}{8}$ -24NF-3 x 13	4	ea
08-2; 12-3	H1	012-0369	H001-4167601		120369	NUT, PLAIN, HEXAGON, S, cd- or zn-pltd, %--24UNF-2B	4	ea
12-3	H1	5310-012-0382	H001-7025741		120382	WASHER, LOCK, med, S, cd- or zn-pltd, % in.	4	ea
12-3,7			G758-8329623	BT-1150 WO-806115	8329623	HANDLE, assy	1	ea
12-3,7	H1		H101-9409102		9409102	SCREW, hex-hd, w/lock WASHER, 5, cd- or zn-pltd, $\frac{5}{16}$ -24NF-2 x $\frac{3}{4}$	3	ea
12-1	114	752-6949	11004-7526949		7526949	INSULATOR	1	ea
12-1				BT-1020-6		RIVET	1	ea

(1) ILLUSTRATION NO.	(2) REFERENCE SYMBOLS	(3) FEDERAL STOCK NO.	(4) ORDNANCE STOCK NO.	(5) MFR'S PART NO.	(6) ORDNANCE PART NO.	(7) DESCRIPTION	(8) QUANTITY INCORPORATED IN UNIT	(9) UNIT OF ISSUE
GROUP 12—BRAKES—Continued								
1201—HAND BRAKE—Continued								
08-2			G758-8329633	SP-330087 WG-A34-15 WO-806025	8329633	LEVER, operating -----	1	ea
12-1				BT-1012-2	-----	LEVER, release -----	1	ea
08-2; 12-3				SP-330091 WO-806034	-----	LINING, brake shoe, inner -----	1	ea
08-2; 12-3				SP-330090 WO-806035	-----	LINING, brake shoe, outer -----	1	ea
12-3	H1	012-0368	H001-4167561	120368		NUT, PLAIN, HEXAGON, lt, s-fin, S, cd- or zn-pltd, $\frac{5}{16}$ -24NF-2 (hand brake rod)	1	ea
12-1				BT-1011-4	-----	PAWL, racket stop -----	1	ea
12-1				BT-1011-5		RIVET, pawl to body -----	1	ea
08-2; 12-3			G758-8329629	SP-330088 WG-A34-18 WO-805777	8329629	PIN, anchor brake -----	1	ea
08-2; 12-3	H1	012-4944	H001-4185761	124944		NUT, PLAIN, HEXAGON, It, s-fin, S, cd- or zn-pltd, $\frac{5}{8}$ -18NF-2	1	ea
08-2; 12-3	H1	013-1205	H001-7023871	-----	131205	WASHER, LOCK, S, cd- or zn-pltd, $\frac{5}{8}$ in.....	1	ea
12-3,7	H1	011-9117	H101-0119117	119117	PIN, COTTER, S, cd- or zn-pltd, $\frac{3}{8}$ x (clevis pin (2), rod to hand brake (1))	3	ea
08-2; 12-3	H1	017-7923	H101-0177923	177923		PIN, COTTER, S, cd-pltd, $\frac{1}{8}$ x $\frac{3}{8}$ (operating lever)	2	ea
	H1	013-7185	H001-4417731	137185		PIN, COTTER, split, S, pltd, $\frac{1}{8}$ x 1 (anchor pin) -----	1	ea
12-3, 7	H1	012-1741	H001-4541581	121741		PIN, STRAIGHT, HEADED, hardened, S, cd- or an- pltd, $\frac{3}{16}$ x $\frac{1}{8}$ (rod)	1	ea
08-2; 12-3	-----	-----	-----	TD-RV344 WO-119477	-----	RIVET, tubular, br, $\frac{3}{16}$ x $\frac{1}{4}$ (inner and outer brake shoe lining)	14	ea
12-3			G758-8329626	WO-806117	8329626	ROD, operating lever -----	1	ea
12-7			G758-8329627	WO-806116	8329627	ROD, operating lever, w/SPRING, assy -----	1	ea
12-1				BT-1012-12	-----	ROD, pawl -----	1	ea
12-1				BT-1150-2	-----	SECTOR, ratchet -----	1	ea
				SP-310059 WG-AA34-12 WO-806028	-----	SHOE, brake, inner, assy -----	1	ea
				SP-310058 WG-AA34-12A WO-806027	-----	SHOE, brake, outer, assy -----	1	ea
08-2; 12-3	-----	-----	-----	TD-T1-3722-V-48		SHOE, inner -----	1	ea

08-2; 12-3				TD-TI-722-8-333		SHOE, outer -----	1	ea
12-1				BT-1029-9A		SPRING, release lever.....	1	ea
12-3,7			G758-8330948	WO-806118	8330948	SPRING, retracting -----	1	ea
			G758-8330948	WO-803358	8330948	SPRING, tension	1	ea
				WO-809429		SPRING, tension, brake cable (M170) -----	1	ea
			G758-8329630	WG-A34-63	8329630	STOP, transmission brake (superseded by STOP SP-330150)	1	ea
				SP-330089				
				WO-805778				
08-2; 12-3				SP-330150	-----	STOP, transmission brake (supersedes STOP 8329630)	1	ea
				WG-A34-63A				
				WO-810822				
12-3,7	H1	044-6363	H101-0446363	-----	446363	WASHER, FLAT, hv, S, cd- or zn-pltd, in. (clevis pin and rod to hand brake)	4	ea
				TD-1729S227	-----	WASHER, spring, S, 0.516 ID, 0.812 OD, 0.094 thk (transmission brake shoe)	2	ea
				SP-330151				
				WG-4372D				
				WO-810823				
12-3	H1	-----	H101-0144242	-----	144242	YOKE, rod end, $\frac{1}{16}$ - 24NF-2 x $2\frac{1}{4}$ (rod) -----	1	ea
10-6				BX-303133	8677617	1202—SERVICE BRAKES		
				WO-807281		BRAKE, front, left, assy (self-centering)	1	ea
				BX-303134	-----	BRAKE, front, right, assy (self-centering)	1	ea
				WO-807282				
				BX-303135	8677616	BRAKE, rear, left, assy (self-centering) -----	1	ea
				WO-807283				
11-4				BX-303136	-----	-BRAKE, rear, right, assy (self-centering) -----	1	ea
				WO-807284				
12-4			G518-5304050	BX-23969	5304050	CUP, retainer, shoe hold-down spring -----	16	ea
				WO-391404				
12-4			G758-8329607	BX-302691	8329607	ECCENTRIC, adj, shoe -----	8	ea
				WO-805592				
12-4	H1	012-0369	H001-4167601	-----	120369	NUT, plain, hex, reg, S, cd- or zn-pltd, $\frac{3}{8}$ - 24NF-2	8	ea
11-4; 12-4	H1	5310-012-0382	H001-7025741	-----	120382	WASHER, lock, med, reg, S, cd- or zn-pltd, $\frac{3}{8}$ in.	8	ea
11-4	2530-495-9594	G740-7697463		7697463	GASKET, rear grease slinger -----	4	ea
12-4				BX-1067S3	-----	LINING, front shoe -----	4	ea
				WO-116551				
12-4				BX-1067S4	-----	LINING, rear shoe.....	4	ea
				WO-116552				
12-4	5320-700-1411	G518-7001411	BX-70S6	7001411	RIVET, tubr, br, $\frac{1}{16}$ x $1\frac{1}{4}$ hd dia.....	80	ea
				WO-374586				
12-4			G758-8329608	BX-25829	8329608	PIN, shoe hold-down spring -----	8	ea
				WO-807374				

(1)	(2)	(3)	(4)	(5)	(6)	(7)	(8)	(9)
ILLUSTRATION NO.	REFERENCE SYMBOLS	FEDERAL STOCK NO.	ORDNANCE STOCK NO.	MFR'S PART NO.	ORDNANCE PART NO.	DESCRIPTION	QUANTITY INCORPORATED IN UNIT	UNIT OF ISSUE
						GROUP 12—BRAKES—Continued		
						1202—SERVICE BRAKES—Continued		
			G758-8329609	BX-303128	8329609	PLATE, backing, assy -----	4	ea
	H1	010-0025	H001-5421220	WO-807375	100025	BOLT, hex-hd, S, $\frac{3}{8}$ -24NF-3 x $\frac{1}{8}$ (front brake) (blind hole)	12	ea
				WO-807292		BOLT, hex-hd, S, cd- or zn-pltd, $\frac{3}{8}$ -24NF-3 x $1\frac{1}{4}$ (superseded by BOLT 181370)	12	ea
11-4	-----	-----	-----	-----	181370	BOLT, hex-hd, S, cd- or zn-pltd, $\frac{3}{8}$ -24NF x $1\frac{1}{4}$ (supersedes BOLT WO-807292) (rear brake backing plate to axle tube flange)	12	ea
11-4				WO-909393		NUT, hex, special, parkerize fin, $\frac{3}{8}$ -24NF-2 (used on vehicles after serial no. 104502)	12	ea
	H1	012-0369	11001-4167601	-----	120369	NUT, PLAIN, hexagon, reg. cd- or zn-pltd, $\frac{3}{8}$ -24NF-2 (used on vehicles up to serial no. 104502)	12	ea
11-4	H1	5310-012-0382	H001-7025741	-----	120382	WASHER, lock, med, S, cd- or zn-pltd, $\frac{3}{8}$ in (rear brake backing plate to axle tube flange (12) to steer knuckle (12))	24	ea
12-4				BX-303257		PLATE, brake anchor -----	4	ea
12-4				WO-808438				
12-4				BX-308117		PLATE, brake backing -----	4	ea
12-4				WO-807367				
12-4				BX-303259		PLATE, brake shoe retainer -----	4	ea
12-4				WO-808440				
12-4				BX-904616K6		RIVET, rd-hd, $\frac{3}{8}$ x 1 (brake anchor plate) -----	8	ea
12-4				WO-808441				
12-4				BX-303138		SHOE, brake, w/o LINING -----	8	ea
12-4				WO-807371				
12-4				BX-308173		SHOE, front, w/LINING, assy -----	4	ea
12-4				WO-807377				
12-4				BX-303174		SHOE, rear, w/LINING, assy -----	4	ea
12-4				WO-807378				
11-4	-----	2530-495-9595	G740-7697464	WO-640888	7697464	SLINGER, grease, rear -----	2	ea
12-4	-----	246-7553	G518-0389792	BX-24784	A304039	SPRING, HELICAL, COMPRESSION, cylindrical, $5\frac{1}{2}$ coils, RH helix, S, $1\frac{1}{16}$ lg	8	ea
12-4	-----	5340-741-2179	G529-7412179	BX-41545	7412179	SPRING, helical, extn brake shoe return -----	4	ea
12-4				WO-637905				
12-4			G758-8329611	BX-48772	8329611	SPRING, shoe retainer (anchor end) -----	4	ea
				WO-805602				

no

1204.1—MASTER CYLINDER									
12-2; 12-7				WO-647592	8677304	BAR, tie (M38A1)	1		ea
12-7	H1		H101-9409117		9409117	BOLT, MACHINE, hex-hd, w/spring lock washer, S, cd- or zn-pltd, $\frac{3}{8}$ -24NF-2 x 3 (master cylinder clutch pedal shaft)	1		ea
12-8				WO-906171	-----	BAR, tie (master cylinder) (M170)	1		ea
		5305-769-7465	G740-7697465	WO-647606	7697465	BOLT, eye, $\frac{1}{16}$ -20NF (pedal to master cylinder).	1		ea
	H1	012-0370	H001-4167641		120370	NUT, plain, hex, $\frac{1}{4}$ -20NF-2	1		ea
12-7	H1	012-1222	H101-0121222		121222	PIN, cotter, split, pltd, $\frac{3}{32}$ x	1		ea
12-7	H1	5310-012-0395	H001-7043771		120395	WASHER, fl, light series, S, cd- or zn-pltd, $\frac{1}{16}$ in.	1		ea
12-5		2530-737-5440	G503-7375440	LO-FC3474	7375440	BOLT, sp, hex-hd, S, $\frac{1}{2}$ -20NF-2 x 1 (master cylinder outlet fitting)	1		ea
				WO-637605					
12-5		2530-737-5176	G740-7375176	LO-FC12496	7375176	BOOT, eye bolt to tank	1		ea
				WO-801937					
03-8; 12-5		2530-741-1069	G744-7411069	LO-FC14577	7411069	CAP, filler (used w/CYLINDER 7416524)	1		ea
				WO-119513					
		753-9310	G740-7539310	LO-FC11940	7539310	CAP, filler (used w/CYLINDER 7697478)	1		ea
				WO-800713					
		2530-359-0456	G740-7697477	LO-FC10945	7697477	COVER, supply tank (used w/CYLINDER 7697478).....	1		ea
				WO-647297					
	H1	5305-011-1655	H101-0111655	-----	111655	SCREW, THREADED, hex-hd, S, No. 14 (0.242) x $\frac{3}{4}$ in.	6		ea
12-5		2530-741-7607	G503-7417607	LO-FD2108H	7417607	CUP, ru, primary, piston	1		ea
				WO-637590					
		2530-769-7478	G740-7697478	LO-FE3441C	7697478	CYLINDER, master, assy (AL body) (optional w/CYLINDER 7416524)	1		ea
				WO-648069					
12-5,7		2530-741-6524	G740-7416524	LO-FE14054B	7416524	CYLINDER, master, assy (CI body) (optional w/CYLINDER 7697478)	1		ea
				WO-805238					
				WO-807203	-----	CYLINDER, master, w /eye BOLT and SWITCH, assy (AL) (optional w/CYLINDER WO-807204)	1		ea
				WO-807204	-----	CYLINDER, master, w/eye BOLT and SWITCH, assy (CI) (optional w/CYLINDER WO-807203)	1		ea
12-5		2530-737-2342	G503-7372342	LO-FC5727	7372342	FITTING, outlet	1		ea
				WO-A557					
12-5		2530-740-9316	G744-7409316	LO-FC7370	7409316	GASKET, filler cap (used w/CYLINDER 7416524)	1		ea
				WO-119162					
		5330-737-3354	G742-7373354	LO-FC3587	7373354	GASKET, filler cap (used w/CYLINDER 7697478)	1		ea
				WO-648974					
12-5		5330-521-4539	G508-5214539	LO-FC602	5214539	GASKET , outlet fitting, 0.510 ID, $\frac{1}{16}$ OD, $\frac{1}{32}$ thk.....	1		ea
				WO-637604					
12-5		5330-516-0323	G508-5160323	LO-FC603	5160323	GASKET, outlet fitting bolt, 0.600 ID, $\frac{1}{16}$ OD, 0.032 thk..	1		ea
				WO-637606					
		2530-359-0445	G740-7697476	LO-FC10946	7697476	GASKET, supply tank cover (used w/CYLINDER 7697478)	1		ea
				WO-647289					
12-5				LO-FC11140	8673967	PISTON, assy.....	1		ea
				WO-647286					

(1)	(2)	(3)	(4)	(5)	(6)	(7)	(8)	(9)
ILLUSTRATION NO.	REFERENCE SYMBOLS	FEDERAL STOCK NO.	ORDNANCE STOCK NO.	MFR'S PART NO.	ORDNANCE PART NO.	DESCRIPTION	QUANTITY INCORPORATED IN UNIT	UNIT OF ISSUE
						GROUP 12—BRAKES—Continued		
						1204.1—MASTER CYLINDER—Continued		
			G758-8332083	WO-809082	8332083	PLUG, ventilation, filler cap, CI or S, cd- or zn-pltd, 1/8-27NPTF (used on vehicles after serial No. 29295)	1	ea
12-5				LO-FC2922E	-----	RETAINER, piston return spring -----	1	ea
12-5		2530-359-0816	G740-7697473	LO-FC11067 WO-647282	7697473	ROD, push -----	1	ea
12-5		2530-378-7735	9240-FC6010	LO-FC6010 WO-637583	-----	SEAT, check -----	1	ea
12-7		-----	G758-8329668	WO-806162	8329668	SHIELD, assy (welded) -----	1	ea
12-7	H1		11101-9409116	-----	9409116	BOLT, machine, hex-hd, w/spring lock washer, S, cd- or zn-pltd, 3/8-24NF-2 x 2 3/4 in.	1	ea
12-7	H1	5310-012-0394	11001-7043741	-----	120394	WASHER, FLAT, light series, S, cd- or zn-pltd, 3/8 in...	1	ea
12-5	111	5310-012-0395	H001-7043771	-----	120395	WASHER, FLAT, light series, S, cd- or zn-pltd, 1/8 in. ..	1	ea
12-5			G758-8331874	LO-FC11471	8331874	SPRING, piston return -----	1	ea
			G740-7418140	LO-FC11473 WO-647492	7418140	SPRING, piston return, w /RETAINER and check VALVE, assy	1	ea
12-5				LO-FE2693 WO-643671	-----	TANK, supply (used w /CYLINDER 7416524)	1	ea
				LO-FE3111 WO-800023	-----	TANK, supply (used w/CYLINDER 7697478) -----	1	ea
12-5				LO-FC11432A WO-811645	-----	VALVE, check, piston return spring -----	1	ea
				LO-FC14442 WO-119287	-----	VALVE, w /SEAT, assy -----	1	ea
12-5	-----	5310-737-2318	G503-7372318	LO-FC14297 WO-637597	7372318	WASHER, flat, piston -----	1	ea
12-5	736-2371	G503-7362371	LO-FC2927 WO-637598	7362371	RING, locking -----	1	ea
						1204.3—WHEEL CYLINDERS		
		2530-734-8609	G740-7348609	LO-FC13090 WO-802550	7348609	BOOT, front wheel cylinder (1 in.) -----	4	ea
12-6	2530-734-8610	G740-7348610	LO-FC13091 WO-802551	7348610	BOOT, rear wheel cylinder (0.75 in.) -----	4	ea
		2530-773-5312	G085-7735312	LO-FC1499 WO-637579	7735312	CUP, front wheel cylinder -----	4	ea
12-6	-----	2530-734-8852	G503-7348852	LO-FC4158 WO-A6116	7348852	CUP, rear wheel cylinder -----	4	ea

			LO-FD7378 WO-A1737		CYLINDER, front wheel. -----	2	ea
		G758-8328442	BX-303141	8328442	CYLINDER, front wheel, assy	2	ea
			LO-FD16534 WO-807356				
			LO-FD7544 WO-A6112	8677097	CYLINDER, rear wheel brake -----	2	ea
		G758-8328443	BX-303142 LO-FD16535 WO-807357	8328443	CYLINDER, rear wheel, assy -----	2	ea
042-3553		H101-0423553		423553	BOLT, INTEGRAL LOCK WASHER, ext-teeth type, hex-hd, S, cd- or zn-pltd, 1/4-20NC-2 x	8	ea
			LO-FC 10311 WO-642014		INSERT, shoe guide (front wheel cylinder) -----	4	ea
			LO-FC12416		INSERT, shoe guide (rear wheel cylinder)	4	ea
		G740-7697459	LO-FC5889 WO-637578	7697459	PISTON, front wheel cylinder -----	4	ea
		G758-8328444	LO-FC10310 WO-642013	8328444	PISTON, front wheel cylinder, assy -----	4	ea
		G740-7697460	LO-FC8776 WO-A6114	7697460	PISTON, rear wheel cylinder -----	4	ea
		G758-8328445	LO-FC16536 WO-807411	8328445	PISTON, rear wheel cylinder, assy -----	4	ea
2510-737-2838		G740-7372838	LO-FC5999A WO-637539	7372838	SEAT, tube, front and rear wheel cylinder -----	4	ea
		G740-7697461	LO-FC3024B WO-639949	7697461	SPRING, return, front wheel cylinder piston	2	ea
		G503-7371112	LO-FC 6003 WO-637545	7371112	SPRING, return, rear wheel cylinder piston ... -----	2	ea
2530-769-7462		G740-7697462	LO-FC12411 WO-648674	7697462	VALVE, bleeder, wheel cylinder, hydraulic brake -----	4	ea
1204.5—LINES							
			SP-18602 WO-802509	8677054	BRACKET, rear axle line tee -----	1	ea
5340-737-2833		G740-7372833	WO-A1378	7372833	CLAMP, closed, in. line -----	2	ea
		H104-0126166		126166	CLIP, closed, S, cd- or zn-pltd, 4 OD tube, hole for bolt (brake line under rear axle cover bolt)	1	ea
		H104-0140776		140776	CLIP, closed, S, phos-ctd, OD tube, hole for 5/16 bolt ((1) superseded by CLIP 125912 for M38A1) (brake tube to rear axle)	2	ea
		H104-0125912		125912	CLIP, closed, S, cd- or zn-pltd, 1/4 OD tube, hole for 5/16 bolt (supersedes (1) CLIP 140776 for M38A1) (brake tube to rear axle)	1	ea
2530-371-4134		G085-7735289	WO-637427	7735289	CLIP, lock, hose to bracket	6	ea


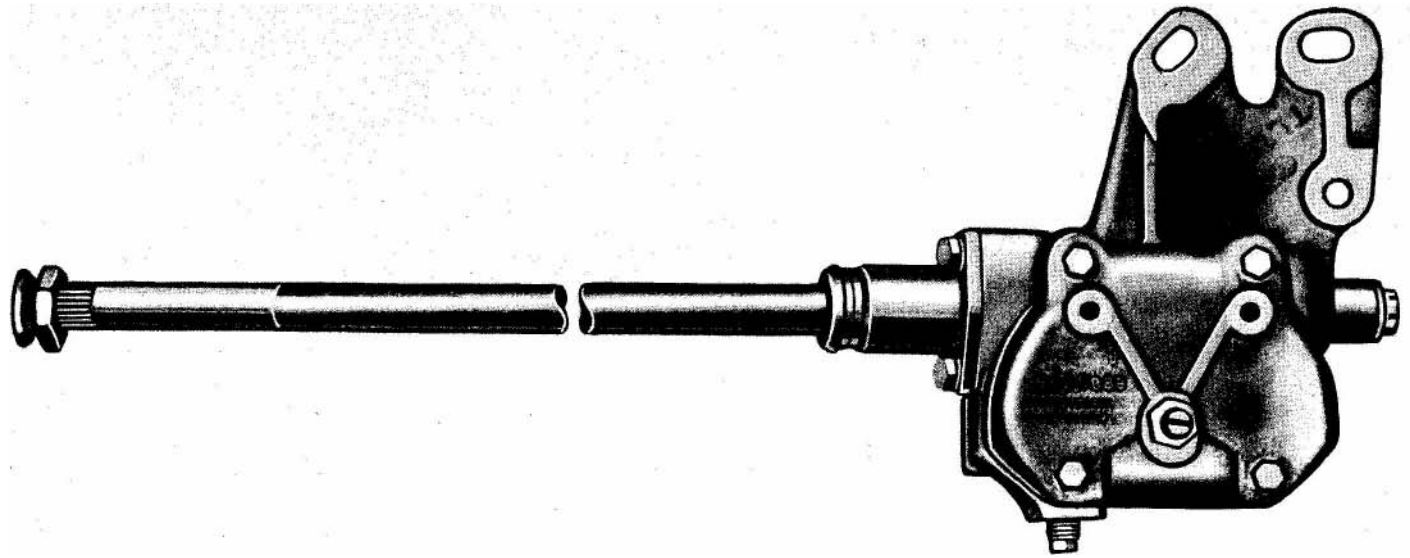
(1)	(2)	(3)	(4)	(5)	(6)	(7)	(8)	(8)
ILLUSTRATION NO.	REFERENCE SYMBOLS	FEDERAL STOCK NO.	ORDNANCE STOCK NO.	MFR'S PART NO.	ORDNANCE PART NO.	DESCRIPTION	QUANTITY INCORPORATED IN UNIT	UNIT OF ISSUE
						GROUP 12—BRAKES—Continued		
						1204.5—LINES —Continued		
	114	-----	H104-0432666		432666	CLIP, type E, S, phos-ctd, $\frac{3}{16}$ in (brake tubes to frame) (superseded by CLIP 145409)	4	ea
12-7,8	114	-----	11104-0145409	-----	145409	CLIP, tube, $\frac{3}{16}$ (brake tubes to frame) (supersedes CLIP 432666, M38A1) (4 used on M38A1) (5 used on M170)	5	ea
12-7	-----	2530-495-8677	G740-7372834	WO-637426	7372834	GASKET, cop, brake line tee fitting -----	2	ea
10-4	-----	2530-703-2625	G740-7032625	SP-18590	7032625	GUARD, front flexible line -----	2	ea
				WO-802298				
12-7	-----	2530-737-2835	G740-7372835	WO-800896	7372835	LINE, flex, front axle tee to master cylinder line, assy (11 in. lg)	1	ea
12-7	-----	2530-737-2836	G740-7372836	WO-800953	7372836	LINE, flex, left and right, front brake, assy (6 in. lg) ---	2	ea
12-7	2530-737-2837	G740-7372837	WO-800952	7372837	LINE, flex, rear axle tee to master cylinder line, assy (15 in. lg)	1	ea
12-7				WO-801393	8677344	LINE, front axle tee to left flex line, assy ----- Composed of:	1	ea
					142431	2 NUT		
					44-T-5080-10	1 TUBE		
12-7				WO-806163	8677426	LINE, front axle tee to master cylinder, assy ----- Composed of:	1	ea
					137396	2 NUT		
					44-T-5080-10	1 TUBE		
12-7				WO-801394	8677345	LINE, front axle tee to right flex line, assy ----- Composed of:	1	ea
					142431	2 NUT		
					44-T-5080-10	1 TUBE (33 in.)		
12-7	-----	2530-368-4866	G503-7371009	WO-A1488	7371009	LINE, front brake cylinder to flex line, assy ----- Composed of:	1	ea
					142431	2 NUT		
					44-T-5080-10	1 TUBE		
12-8				WO-808905	-----	LINE, master cylinder rear, assy (M170) ----- Composed of:	1	ea
					142431	2 NUT		
					44-T-5080-10	1 TUBE (87.5 in.)		

12-7			WO-806721	8677618	LINE, master cylinder to rear flex line, assy (M38A1) Composed of: 142431 2 NUT 44-T-5080-10 1 TUBE (6231'G)	1	ea	
			WO-640942	8673473	LINE, rear axle tee to left brake cylinder, assy Composed of: 142431 2 NUT 44-T-5080-10 1 TUBE (27 1/2 in.) (superseded by LINE WO-905857)		ea	
12-7-8			WO-905857	-----	LINE, rear axle tee to left brake cylinder, assy ----- Composed of: 142431 2 NUT 44-T-5080-10 1 TUBE (25 in.) (supersedes LINE 8673473)	1	ea	
			WO-640943	8673474	LINE, rear axle to right brake cylinder, assy ----- Composed of : 142431 2 NUT 44-T-5080-10 1 TUBE (30 3/4 in.) (superseded by LINE WO-905858).	1	ea	
12-7,8			WO-905858	-----	LINE, rear axle to right brake cylinder, assy ----- Composed of: 142431 2 NUT 44-T-5080-10 1 TUBE (25 in.) (supersedes LINE 8673474)	1	ea	
	H6	014-2431	H006-0230209 142431	NUT, inverted flared tube coupling, br, plain, 3/8-24NF-2 x2, male end (optional w/NUT, 137396)	14	ea	
	H6	013-7396	H006-0230308	----- 137396	NUT, inverted flared tube fitting, S, cd- or zn-pltd, 3/8-24NF-2 x 3/4 (optional w/NUT 142431)	14	ea	
12-7	2530-737-2839	G740-7418146	WO-804201	7418146	RING, RETAINING, brake tubing (front (2), rear (1))...	3	ea
12-7	2530-737-2839	G740-7372839	WO-649859	7372839	TEE, front axle -----	1	ea
12-7	Hi	042-3555	H101-0423555	----- 423555	BOLT, INTEGRAL LOCK WASHER, ext-teeth, hex-hd, S, cd- or zn-pltd, 1/4-20NC-2 x 1	1	ea	
12-7	4730-737-2343	G503-7372343	LO-FC5778 WO-637432	7372343	TEE, rear axle -----	1	ea
12-7	H1	018-7263	11101-0187263	----- 187263	BOLT, hex-hd, integral lock washer, ext-teeth, S, cd- or zn-pltd, 1/4-20NC-2 x	1	ea	
	H7		H007-0218040	----- 44-T-5080-10	TUBING, cop, seamless, soft, anld, size 3/8, 0.188 OD, thk of wall 0.035		ft	
1206—PEDAL AND CONNECTIONS								
02-2			G740-7372840	WO-801664	7372840	BEARING, PLAIN, SLEEVE, shaft retainer bracket	2	ea
				WO-801663	8673316	BRACKET, shaft retainer	1	ea
12-7	2530-769-7452	G740-7697452	WO-801662	7697452	BRACKET, shaft retainer, w/BUSHING, assy	1	ea
12-7	H1	012-3534	H001-5421281 123534	BOLT, mach, hex-hd, S, cd- or zn-pltd, 3/8-24NF-3 x	3	ea	
12-7	H1	050-3351	H001-4040541 503351	NUT, self-lkg, hex, S, cd- or zn-pltd, 3/8-24NF-3		ea	

(1)	(2)	(3)	(4)	(5)	OD	(7)	(8)	(9)
ILLUSTRATION NO.	REFERENCE SYMBOLS	FEDERAL STOCK NO.	ORDNANCE STOCK NO.	MFR'S PART NO.	ORDNANCE PART NO.	DESCRIPTION	QUANTITY INCORPORATED IN UNIT	UNIT OF ISSUE
GROUP 12—BRAKES—Continued								
1206—PEDAL AND CONNECTIONS—Continued								
	H16	050-4208	H016-0504208		504208	FITTING, lubr, hyd type, S, cd- or zn-pltd, male thread, 1/8-27NPT, ball check valve	3	ea
12-7				WO-807327	8673366	PAD	1	ea
12-7	H1	2530-769-7466	G740-7697466	WO-807329	7697466	PAD, assy -----	1	ea
			11101-9409103		9409103	BOLT, MACHINE, hex-hd, w/spring lock washer, S, cd or zn-pltd, 1/8-18NC-2 x 1 1/4	1	ea
12-7			G750-8328436	WO-807208	8328436	PAD, shank (superseded by PAD WO-906638)	1	ea
				WO-906638	-----	PAD, shank (supersedes PAD 8328436) -----	1	ea
				WO-647634	8673397	PEDAL, brake (optional w/PEDAL 8673482)	1	ea
				WO-647635	8673482	PEDAL, brake (optional w/PEDAL 8673397)	1	ea
12-7; 18-6			G740-7697453	WO-800527	7697453	PEDAL, brake, assy -----	1	ea
12-7	H1	013-7228	11101-0137228	-----	137228	PIN, cotter, split, S, pltd, 1/4 x 1) (brake pedal shaft)	1	ea
02-2; 12-7	2530-734-0237	G503-7340237	WO-A495	7340237	SHAFT, pedal (welded) -----	1	ea
12-7			G503-8387940	WO-630593	8387940	SPRING, retracting	1	ea
12-7		5340-769-7454	G740-7697454	WO-650684	7697454	SPRING, shank pad	1	ea
12-7		5310-456-6298	G740-7372827	WO-A498	7372827	WASHER, FLAT, sp, S, 1 1/4 ID, 1 OD, x 1/8 thk (shaft) ..	1	ea
			G740-7375065	WO-A6360	7375065	WASHER, FLAT, S, 1 1/4 ID, 1 1/4 OD, 0.0747 thk (brake pedal shank draft pad) (superseded by WASHER 7954265)	1	ea
12-7				WO-641929	7954265	WASHER, FLAT, S, cd-pltd, 1 1/4 ID, 1% OD, 0.0747 thk (brake pdeal shank draft pad) (supersedes WASHER 7375065)	1	ea
GROUP 13—WHEELS, HUBS, AND DRUMS								
1311 — WHEELS, HUBS, AND DRUMS								
10-4, 6; 11-4	2530-737-5143	G740-7375143	WO-800798	7375143	CAP, hub -----	4	ea
10-4, 6	H12	100-3526	H012-6141280		705423	CONE, tapered roller bearing, MIL-STD-CODE 711-18590-3000 (includes rollers and cage, SR, 1.6250 bore, 0.6875 width) (front axle)	4	ea
11-4	H12		H012-6149800	705447	CONE, tapered roller bearing, MIL-STD-CODE 711-25877-3000 (includes rollers and cage, SR, 1.3750 bore, 0.9688 width) (rear axle)	2	ea
10-4, 6	H12		11012-6219420	-----	706836	CUP, tapered roller bearing, MIL-STD-CODE 711-18520-1000 (SR, 2.8750 OD, 0.5000 width) (front axle)	4	ea

11-4	1112	11012-6221700		706857	CUP, tapered roller bearing, MIL-STD-CODE 711-25821-1000 (SR, 2.8750 OD, 0.7500 width) (rear axle)	2	ea
		2530-737-5139	G740-7375139	KHW-33547 WO-649875 MW-33596	7375139	DRUM, brake, front and rear semi-finished (optional w/DRUM MW-33596)	4	ea
				WO-808595	-----	DRUM, brake, front and rear semi-finished (optional w/DRUM 7375139)	4	ea
10-6; 11-4			G747-7328371	KHW-36567 WO-808769 MW-3396A WO-808770	7328371	DRUM, brake, front and rear finished (optional w/DRUM MW-33596 or 7375139)	4	ea
10-6; 11-4	H1	5305-013-7991	11101-0137991		137991	BOLT, MACHINE, fl-hd, S, cd- or zn-pltd, 1/4"-20NC-2 x 1 1/16"	12	ea
				WO-636372	8393111	GASKET, axle shaft grease retainer (felt) (superseded by GASKET WO-646238)	2	ea
				WO-646238	-----	GASKET, felt and ru, 1" ID, 2 1/16" OD, 1/4" thk (supersedes GASKET 8393111)	2	ea
		2530-732-8291	G747-7328291	KHW-33544 WO-649873	7328291	HUB, front, left, w/brake DRUM, assy	1	ea
		2530-732-8292	G747-7328292	KHW-33545 WO-649874	7328292	HUB, front, right, w/brake DRUM, assy	1	ea
				KHW-33706 WO-801707	8673315	HUB, rear, left, w/brake DRUM, assy	1	ea
				KHW-33705 WO-801708	-----	HUB, rear, right, w/brake DRUM, assy	1	ea
			G758-8333378	KHW-34123 WO-909548	8333378	HUB, w/bearing CUPS, assy	1	ea
10-6	-----	2530-737-5142	G740-7375142	KHW-33546	7375142	HUB, wheel, front, left and right (w/o CUPS and STUDS) ..	2	ea
		2530-352-6961	G747-7328376	KHW-33553 WO-649937	7328376	HUB, wheel, front, left, assy	1	ea
					706836	Composed of:		
					7375142	2 CUP		
					7328294	1 HUB		
		2530-352-6960	G747-7328375	KHW-33552 WO-649938	7328375	5 STUD		
						HUB, wheel, front, right, assy	1	ea
					706836	Composed of :		
					7375142	2 CUP		
					7328293	1 HUB		
		2530-737-5144	G740-7375144	KHW-33707 WO-801709	7375144	5 STUD		
						HUB, wheel, rear, left and right unpainted, less CUPS and STUDS (optional w/HUB 8333106)	2	ea
11-4,6			G758-8333106	KHW-34082 WO-811351	8333106	HUB, wheel, rear, left and right painted olive drab, less CUPS and STUDS (optional w/HUB 7375144)	2	ea
10-4,6			G503-7371106	SP-17016 WO-A866	7371106	NUT, hex, S, 1%-16 (wheel bearing front axle)	4	ea
10-6			G758-8329732	WO-804821	8329732	SEAL, front hub cap	2	ea
10-4,6	1113		H013-8329731	-----	8329731	SEAL, oil, front hub	2	ea

(1)	(2)	(3)	(4)	(5)	(6)	(7)	(8)	(9)
ILLUSTRATION NO.	REFERENCE SYMBOLS	FEDERAL STOCK NO.	ORDNANCE STOCK NO.	MFR'S PART NO.	ORDNANCE PART NO.	DESCRIPTION	QUANTITY INCORPORATED IN UNIT	UNIT OF ISSUE
						GROUP 13—WHEELS, HUBS, AND DRUMS—Continued		
						1311—WHEELS, HUBS, AND DRUMS—Continued		
		5330-737-5137	G740-7375137	WO-640885	7375137	SEAL, PLAIN, ENCASED, grease, axle shaft, (superseded by SEAL 8332519)	2	ea
11-4			G758-8332519	WO-646239	8332519	SEAL, PLAIN, ENCASED, grease, axle shaft, assy (supersedes SEAL 7375137)	2	ea
10-4, 6	5310-769-6521	G503-7696521	SP-17017 WO-A867	7696521	WASHER, KEY, lock, S, 1 1/4 (front axle wheel bearing nut)	2	ea
10-4, 6	5310-769-6520	G503-7696520	SP-17015 WO-A865	7696520	WASHER, KEY, lock, S, 1 1/4 (front axle wheel bearing)	2	ea
15-3			G503-7387807	KHW-33702 WO-801762	7387807	WHEEL, assy (16 x 4.50) -----	5	ea
15-3	1114	H014-5232405	-----	5232405	NUT, CONE SEAT, HEX, S, 1/2-20NF-2, RH thd, wheel stud (front and rear (10) spare wheel (3))	13	ea
10-6	1114	-----	11014-5232404	-----	5232404	NUT, CONE SEAT, HEX, S, 1/2-20NF-2 (LH thd, wheel stud) (grooved head)	10	ea
	1114	5305-732-8294	H014-7328294	-----	7328294	STUD, BOLT, RIBBED SHOULDER, 1/2-20NF-3 x 1.42, left thd (wheel hub, front)	10	ea
11-4	1114	5305-732-8293	H014-7328293	-----	7328293	STUD, BOLT, RIBBED SHOULDER, -20NF-3 x 1.42 right thd (front and rear)	10	ea
						1313—TIRES AND TUBES		
	H14	052-0944	11014-0520944	-----	520944	CAP, TIRE VALVE, screwdriver type -----	5	ea
	1114	050-1229	11014-0501229	-----	501229	CORE, VALVE, TIRE -----	5	ea
	H14	-----	11014-0520894	-----	520894	SLEEVE, tire valve mtg (for valves of 6.00-16 tubes when mtd w/BEADLOCKS) (use on vehicles through serial no. 83569)	5	ea
				WO-801899	8677073	TIRE, pneumatic, 7.00-16, 6-ply, w/TUBE 7.00-16, assy (optional w/TIRE 8676975)	5	ea
				WO-800044	8676975	TIRE, pneumatic, 7.00-16, 6-ply, cross-country tread, w/TUBE 7.00-16, assy (optional w/TIRE 8677073)	5	ea
	1114	2610-269-9586	H014-0511830	-----	511830	TIRE, PNEUMATIC, truck and bus, 6-ply, cross-country tread, 7.00-16 (new) (optional w/TIRE 8677074)	5	ea
				WO-801900	8677074	TIRE, pneumatic, truck and bus, 6-ply, cross-country tread, block, 7.00-16 (new) (optional w/TIRE 511830)	5	ea
	1114	2610-269-7332	11014-0519252	-----	519252	TUBE, INNER, PNEUMATIC TIRE, truck and bus, 7.00-16 (new) (optional w/TUBE 8677075)	5	ea
				WO-801901	8677075	TUBE, pneumatic tire, truck and bus, 7.00-16 (new) (optional w/TUBE 519252)	5	ea



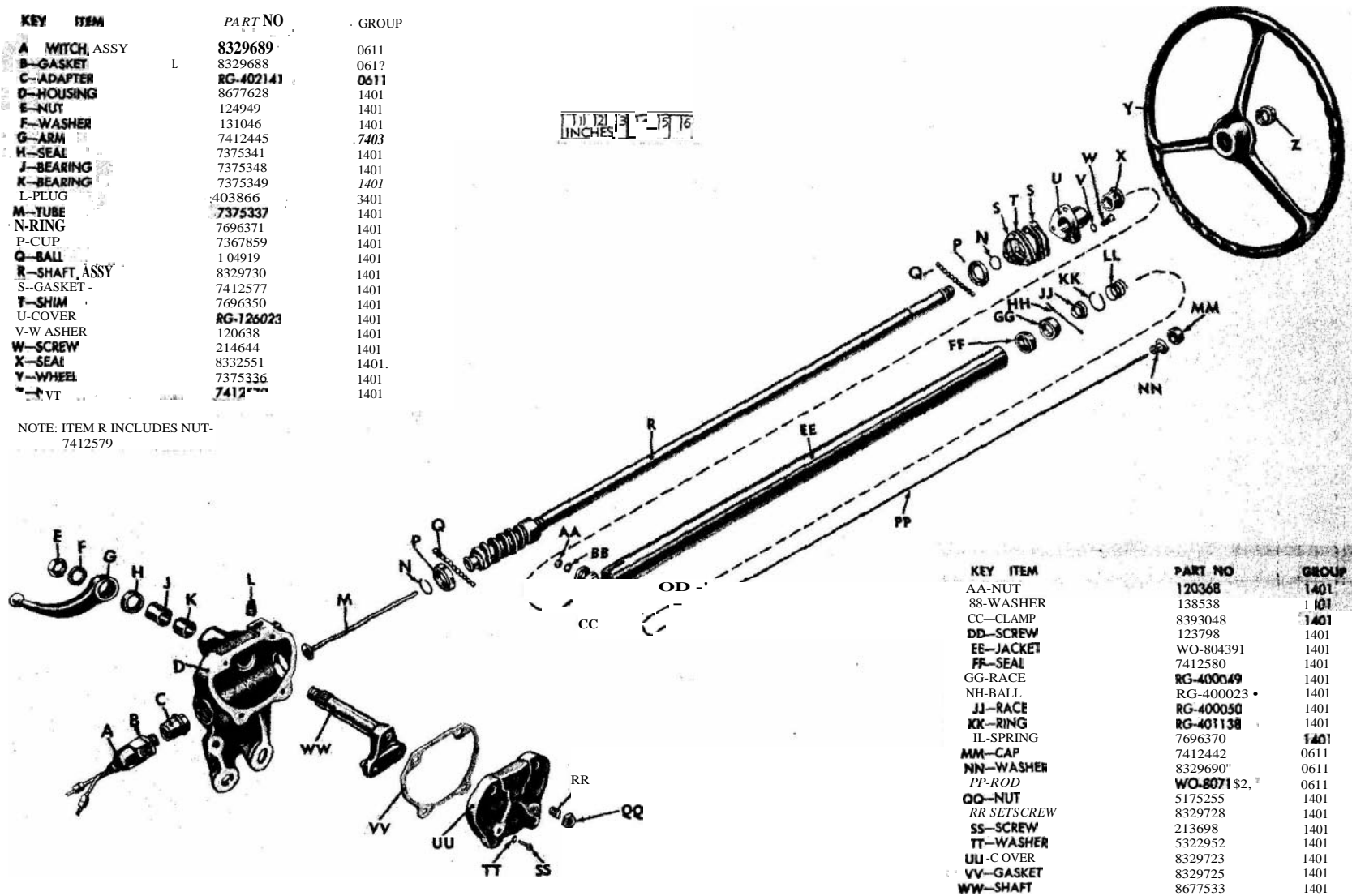
RA PD 181654

Figure 14-1. Steering gear, assy (8332549)

KEY	ITEM	PART NO	GROUP
A	WITCH, ASSY	8329689	0611
B	GASKET	8329688	061?
C	ADAPTER	RG-402141	0611
D	HOUSING	8677628	1401
E	NUT	124949	1401
F	WASHER	131046	1401
G	ARM	7412445	7403
H	SEAL	7375341	1401
J	BEARING	7375348	1401
K	BEARING	7375349	1401
L	PLUG	403866	3401
M	TUBE	7375337	1401
N	RING	7696371	1401
P	CUP	7367859	1401
Q	BALL	1 04919	1401
R	SHAFT, ASSY	8329730	1401
S	GASKET	7412577	1401
T	SHIM	7696350	1401
U	COVER	RG-126023	1401
V	WASHER	120638	1401
W	SCREW	214644	1401
X	SEAL	8332551	1401
Y	WHEEL	7375336	1401
Z	VT	7412579	1401

NOTE: ITEM R INCLUDES NUT-
7412579

1 1/16 1/2 3/4 1 1 1/4 1 1/2 1 3/4 1 7/8 1 5/8
INCHES

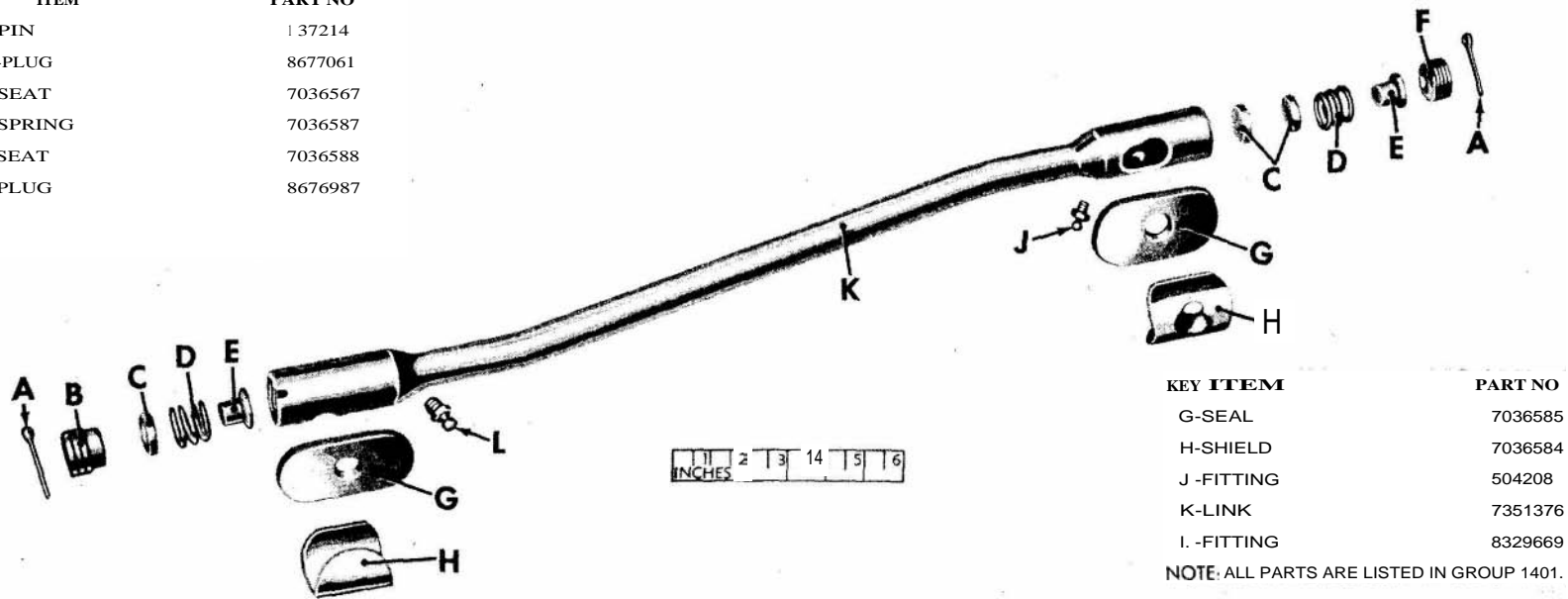


KEY ITEM	PART NO	GROUP
AA-NUT	120368	1401
BB-WASHER	138538	1401
CC-CLAMP	8393048	1401
DD-SCREW	123798	1401
EE-JACKET	WO-804391	1401
FF-SEAL	7412580	1401
GG-RACE	RG-400049	1401
NH-BALL	RG-400023	1401
JJ-RACE	RG-400050	1401
KK-RING	RG-401138	1401
LL-SPRING	7696370	1401
MM-CAP	7412442	0611
NN-WASHER	8329690	0611
PP-ROD	WO-8071 \$2.	0611
QQ-NUT	5175255	1401
RR SETSCREW	8329728	1401
SS-SCREW	213698	1401
TT-WASHER	5322952	1401
UU-C OVER	8329723	1401
VV-GASKET	8329725	1401
WW-SHAFT	8677533	1401

RA PD 367243

Figure 14-2. Steering gear and related parts—exploded view

KEY ITEM	PART NO
A-PIN	137214
B-PLUG	8677061
C-SEAT	7036567
D-SPRING	7036587
E-SEAT	7036588
F-PLUG	8676987



KEY ITEM	PART NO
G-SEAL	7036585
H-SHIELD	7036584
J-FITTING	504208
K-LINK	7351376
L-FITTING	8329669

NOTE: ALL PARTS ARE LISTED IN GROUP 1401.

RA P0 367159

Figure 14-3. Drag link—exploded view

KEY	ITEM	PART NO.
A	PIN	137168
B	NUT	125250
C	SPRING	7373111
D	COVER	8393055
E	END, ASSY	8329742
F	NUT	121949
G	WASHER	120383
H	TUBE	SP-30067-2
J	FITTING	8329.748
K	END, ASSY	8329744
L	TUBE	8677519
M	END, ASSY	8329743
N	SCREW	181673
P	CLAMP	8329741

NOTE: ALL PARTS LISTED ABOVE
ARE IN GROUP 1401

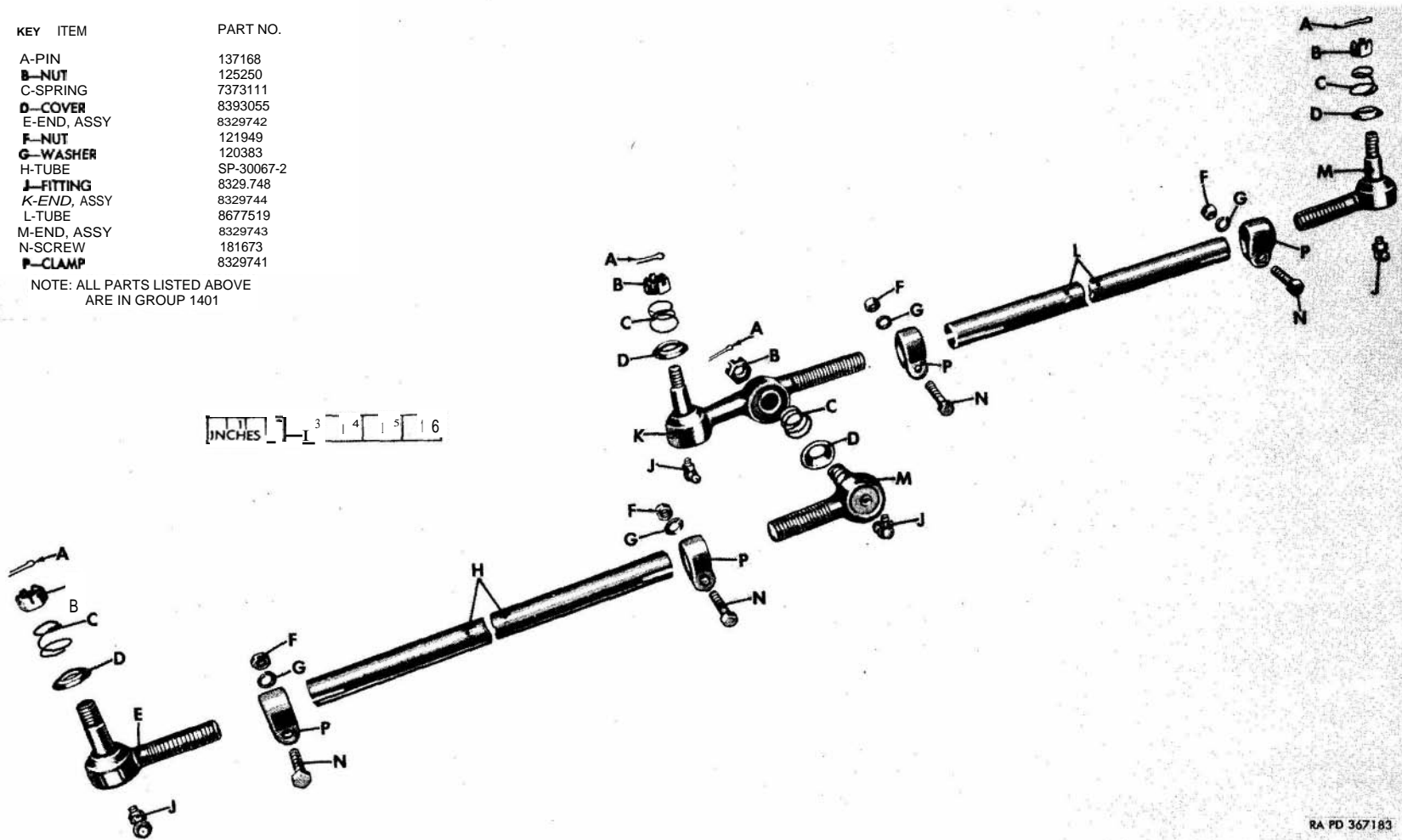


Figure 14-4. Steering tie rod—exploded view

(1)	(2)	(3)	(4)	(5)	(6)	(7)	(8)	(9)
ILLUSTRATION NO.	REFERENCE SYMBOLS	FEDERAL STOCK NO.	ORDNANCE STOCK NO.	MFR'S PART NO.	ORDNANCE PART NO.	DESCRIPTION	QUANTITY INCORPORATED IN UNIT	UNIT OF ISSUE
GROUP 14-CONTROLS								
1401—STEERING CONTROLS								
14-2	2530-741-2445	G740-7412445	WO-804535	7412445	ARM, Pitman -----	1	ea
14-2	H2	H002-0100130	-----	104919	BALL, S, gr 2, in. (cam thrust bearing)	22	ea
14-2				RG-400023	BALL, steering column bearing	22	ea
	H12	-----	H012-7375185	-----	7375185	BEARING, bushing type, bellcrank pivot shaft inner race spacer, 0.8750 ID, 1.1260 OD, 1.636 lg	1	ea
14-2	-----	3120-737-5349	G740-7375349	RG-064003 WO-647099	7375349	BEARING, bushing type, Pitman shaft inner (in housing)	1	ea
	H12	-----	H012-0712159	-----	712159	BEARING, needle, open end, no inner race, 1%, 1%, 1/2 width (bellcrank)	2	ea
14-2	3120-737-5348	G740-7375348	RG-064004 WO-647098	7375348	BEARING, PLAIN SLEEVE, Pitman shaft outer (in housing)	1	ea
				RG-063983 WO-801422	8677346	BEARING, steering column, assy	1	ea
				RG-400023	Composed of: 22 BALL		
				RG-400049		1 RACE		
				RG-400050		1 RACE		
				RG-401138		1 RING		
				WO-647008	8677020	BELLCRANK, steering	1	ea
	H1	2530-737-5183 012-4145	G740-7375183 H101-0124145	WO-800867	7375183	BELLCRANK, steering, assy -----	1	ea
	H1	012-0370	H001-4167641	-----	120370	BOLT, mach, hex-hd, S, cd- or zn-pltd, 1/16-20NF-3 x 2 (used after vehicle serial No. 50397)	1	ea
	H1	012-4139	11001-5423121	-----	124139	NUT, plain, hex, S, cd- or zn-pltd, 1/16-20NF-2 -----	1	ea
	H1	5310-012-0383 3120-741-6462	H001-7025771 G503-7416462	120383	SCREW, mach, hex-hd, S, cd- or zn-pltd, 1/16-20NF-3 x 2 1/4 (used through vehicle serial No. 50397)	1	ea
				WO-A1277	7416462	WASHER, lock, med, S, cd- or zn-pltd, 1/16 in -----	1	ea
14-4			G758-8329741	SP-30068 WO-806746	8329741	BUSHING, webbing, 5 in lg, 1% in. wide, 1/8 in. thk (jacket support clamp)	1	ea
						CLAMP, end, tie rod -----	4	ea
14-4	H1	012-1949	11001-4171641	121949	NUT, plain, hex, 1/16-20NF-3	4	ea
14-4	H1	018-1673	H001-5457081	181673	SCREW, mach, 1/16-20NF-3 x 1%	4	ea
14-4	H1	5310-012-0383	H001-7025771	-----	120383	WASHER, lock, med, S, cd- or zn-pltd, 1/16 in	4	ea
	H1	5340-737-5347	G740-7375347	WO-649995	7375347	CLAMP, jacket support -----	1	ea
	H1	042-5591	11101-0425591	425591	BOLT, integral lock washer, ext-teeth, hex-hd, S, cd- or zn-pltd, 1/16-24NF-2 x	2	ea
	H1	012-0368	H001-4167561	120368	NUT, plain, hex, reg, S, 1/16-24NF-2	2	ea

(1)	(2)	(3)	(4)	(5)	(6)	(7)	(8)	(9)
ILLUSTRATION NO.	REFERENCE SYMBOLS	FEDERAL STOCK NO.	ORDNANCE STOCK NO.	MFR'S PART NO.	ORDNANCE PART NO.	DESCRIPTION	QUANTITY INCORPORATED IN UNIT	UNIT OF ISSUE
GROUP 14—CONTROLS—Continued								
1401—STEERING CONTROLS—Continued								
14-2		2530-769-6374	G503-7696374	RG-502282 WO-A635	7696374	CLAMP, mtg, steering jacket to housing, w/BOLT, NUT, and WASHER, assy	1	ea
				RG-475104 WO-A636	8393048	CLAMP, steering column	1	ea
14-2	H1	012-0368	H001-4167561	-----	120368	NUT, plain, hex, reg, s-fin, S, $\frac{1}{16}$ -24NF-2	1	ea
14-2	H1	012-3798	H101-0123798	123798	SCREW, machine, $\frac{1}{16}$ -24NF-3 x 1%	1	ea
14-2	H1	013-8538	H001-7021771	-----	138538	WASHER, lock, int-teeth, S, cd- or zn-pltd, $\frac{1}{16}$ in....	1	ea
14-4			G503-8393055	SP-16067 WO-A844	8393055	COVER, grease retn, tie rod end	4	ea
14-2			G758-8329723	WO-807477 WO-807475	8329723 8673368	COVER, housing side	1	ea
						COVER, housing side, assy	1	ea
						Composed of:		
					8329723	1 COVER		
					5175255	1 NUT		
					8329728	1 SET SCREW		
14-2	H1	021-3698	H001-1013021	-----	213698	SCREW, cap, hex-hd, S, $\frac{1}{8}$ -18NC-2 x 1	4	ea
14-2	5310-360-7403	G102-5322952	RG-029021 WO-639121	5322952	WASHER, FLAT, br, cap, S, cd- or zn-pltd, 0.328 ID, 0.562 OD	4	ea
14-2				RG-126023 WO-804386	-----	COVER, housing upper	1	ea
14-2	H1	021-4644	H101-0214644	-----	214644	SCREW, MACHINE, shoulder, hex-hd, S, $\frac{1}{16}$ -18NC-2 x $\frac{3}{4}$	3	ea
14-2	H1	5310-012-0638 2530-741-2446	H001-7018711 G740-7412446	-----	120638 7412446	WASHER, lock, heavy, S, cd- or zn-pltd, $\frac{1}{8}$ in	3	ea
				RG-500824 WO-804385		COVER, housing upper, w/SEAL, assy (used w/GEAR 8329724) (superseded by COVER 8332552)	1	ea
						Composed of		
				RG-126023	-----	1 COVER		
					8332553	1 SEAL		
			G758-8332552	RG-500931 WO-808442	832552	COVER, housing, upper w/SEAL, assy (used w/GEAR 8332549) (supersedes COVER 7412446)	1	ea
						Composed of:		
				RG-126023	-----	1 COVER		
					8332551	1 SEAL		
14-2			G503-7367859	RG-400025 WO-639102	7367859	CUP, ball, cam shaft thrust bearing	2	ea
14-4			G758-8329742	SP-20071X WO-806749 TP-SV332A	8329742	END, assy (lht)	1	ea

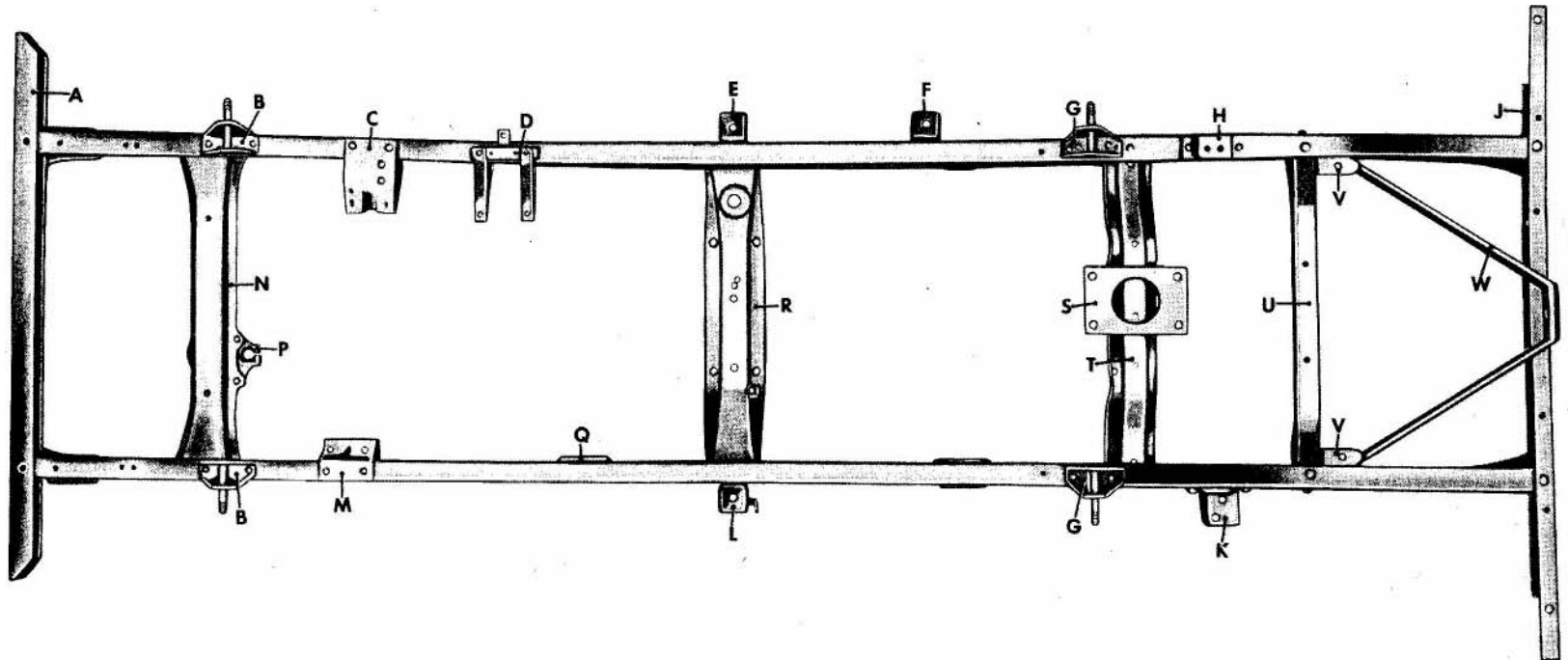
	G758-8329743	SP-20070X TP-14SV331A WO-806750	8329743	END, assy (rht) -----	2	ea
012-5250	11001-4217681	-----	125250	NUT, slotted, hex, lt, s-fin, 5, cd- or zn-pltd, -20NF-2	4	ea
013-7168	11101-0137168	-----	137168	PIN, cotter, split, S, pltd, $\frac{1}{2}$ x	4	ea
.....	G758-8329744	SP-20072X TP-14SV333A WO-806752	8329744	END, tie, rod to bellcrank (lht)	1	ea
	G758-8332476	WO-809189	8332476	END, w/lubr FITTING, assy (lht) -----	1	ea
	G758-8332474	WO-809190	8332474	END, w/lubr FITTING, assy (lht) -----	1	ea
	G758-8332475	WO-809191	8332475	END, w/lubr FITTING, assy (rht) -----	2	ea
-----	11016-8329669	-----	8329669	FITTING, lubr, hyd type, bellcrank 90 deg, $\frac{1}{8}$ NPT (drag link)	1	ea
-----	G758-8329748	AD-1911B WO-806430	8329748	FITTING, lubr, hyd type (90 deg) $\frac{1}{4}$ - 28NF male, $\frac{3}{4}$ in. overall lg	4	ea
050-4208	11016-0504208	-----	504208	FITTING, lubr, hyd type, S, cd- or zn-pltd, male thd, $\frac{1}{8}$ - 27NPT (ball check valve)	2	ea
-----	G758-8329725	RG-TL129000 WO-807476	8329725	GASKET, housing side cover -----	1	ea
2530-741-2577	G740-7412577	RG-033092 WO-804399	7412577	GASKET, housing upper cover -----	2	ea
	G758-8329724	WO-805676	8329724	GEAR, steering, w/o steering WHEEL and Pitman ARM, assy (superseded by GEAR 8332549)	1	ea
-----	G758-8332549	RG-TL13019 WO-808444	8332549	GEAR, steering, w/o steering WHEEL and Pitman ARM, assy (19-17-19 ratio) (supersedes GEAR 8329724)	1	ea
012-0370	H001-4167641	-----	120370	NUT, plain, hex, $\frac{1}{4}$ - 20NF-2 -----	3	ea
012-4155	H101-0124155	-----	124155	SCREW, CAP, HEXAGON-HEAD: low-carbon-S, cd- or zn-pltd, $\frac{1}{4}$ - 20NF-2A x 3	3	ea
017-8571	H001-7124761	-----	178571	WASHER, lock, ext-int-teeth , S, cd- or zn-pltd, $\frac{1}{4}$ in.	6	ea
	G758-8329726	RG-TL122003 WO-805677	8677628	HOUSING -----	1	ea
		RG-505765 WO-807473	8329726	HOUSING, assy -----	1	ea
			-----	-- Composed of:		
			7375349	1 BEARING		
			7375348	1 BEARING		
			8677628	1 HOUSING		
			8329727	1 PLUG		
			103866	1 PLUG		
			7375341	1 SEAL		
	G758-8332550	WO-809200	8332550	JACKET, w/BEARING, assy (used w/GEAR 8332549)	1	ea
2530-741-2576	G740-7412576	WO-804390	7412576	JACKET, w/BEARING, assy (used w/GEAR 8329724)..	1	ea
		WO-804391	-----	JACKET, tube (used w/GEAR 8329724) -----	1	ea
		WO-809192	-----	JACKET, tube (used w/GEAR 8332549) -----	1	ea
-----	G740-7351376	WO-646620	7351376	LINK, drag -----	1	ea
2530-737-5182	G740-7375182	CA-H11371 WO-801264	7375182	LINE, drag, assy -----	1	ea

(1) ILLUSTRATION NO.	(2) REFERENCE SYMBOLS	(3) FEDERAL STOCK NO.	(4) ORDNANCE STOCK NO.	(8) MFR'S PART NO.	(8) ORDNANCE PART NO.	(6) DESCRIPTION	(7) QUANTITY INCORPORATED IN UNIT	(9) UNIT OF ISSUE
GROUP 14—CONTROLS—Continued								
1401—STEERING CONTROLS—Continued								
14-2			G102-5175255	WO-800868 RG-021162 WO-807472	8677333 504208 8329669 7375182 5175255	LINK, drag, w/FITTINGS, assy Composed of: 1 FITTING 1 FITTING 1 LINK	1	ea
14-3		5310-741-2579	G740-7412579	RG-26097 WO-801425	7412579	NUT, locking, plain, hexagon, lt , s-fin, 8, $\frac{1}{2}$ -20NF-2 (with screw)	1	ea
14-3				WO-801565	8677061	NUT, SLEEVE, hex, sp, $\frac{1}{16}$ -20NC.....	1	ea
14-3				CA-5-11373 WO-801565	8677061	PLUG, adj, drag link ball seat, large	1	ea
14-3				CA-11372 WO-801265	8676987	PLUG, adj, drag link ball seat, small	1	ea
14-3	H1	013-7214	H101-0137214	187214	PIN , cotter, $\frac{1}{8}$ x $1\frac{1}{4}$	2	ea
				RG-402129 WO-801550	PLUG, expansion, oil seal tube (steering gear) (horn adapter).	1	ea
				G758-8329727 11G-9471-9 WO-806917	8829727	PLUG, oil seat, w/ADAPTER, assy	1	ea
14-2	116	010-8866	H006-0288568	103866	PLUG, pipe, sq-hd , CI, $\frac{1}{4}$ -18N PT (steering gear housing).	1	ea
14-2				RG-400050	RACE, steering column bearing, inner..	1	ea
14-2				RG-400049	RACE, steering column bearing, outer	1	ea
14-2		5340-769-6371	G503-7696371	RG-401100 WO-639103	7696371	RING, retn, shaft cam thrust bearing	2	ea
14-2				RG-401138	RING, steering column bearing	1	ea
				G758-8329746 SP-20069X TP-14T220 WO-806372	8329746	ROD, tie, steering, left, w/ENDS, assy .	1	ea
				G768-8329747 SP-20068X TP-14T219 WO-806371	8329747	ROD, tie, steering, right, w/ENDS, assy	1	ea
		5830-737-5181	G740-7375181	GPC-14982 WO-645663	7375181	SEAL, bellcrank ..	2	ea
		5330-737-5180	G740-7375180	WO-801566	7375180	SEAL, bellcrank to bracket (ru)	1	ea
14-3		2530-703-6585	0503-7036585	WO-A622	7036585	SEAL, dust, drag link	2	ea
				RG-032161 WO-804387	8332553	SEAL, housing upper (used w/GEAR 8329724) (super- seded by SEAL 8382551)	1	ea
14-2		5830-737-5341	G740-7375341	RG-032144 WO-801816	7375341	SEAL, oil, arm shaft ($\frac{1}{16}$ divided shaft)	1	ea

14-2			G758-8332551	TLS-B112A56-7 RG-032188 WO-808414	8332551	SEAL, PLAIN ENCASED, housing upper (used w/GEAR 8332549) (supersedes SEAL 8332553)	1	ea
			G740-7375155	WO-801279	7375155	SEAL, steering column to floor (used on vehicles through serial no. 71065)	1	ea
				WO-811407		SEAL, steering column to floor (used on vehicles after serial no. 71065)	1	ea
14-2		5330-741-2580	G740-7412580	WO-804392	7412580	SEAL, steering jacket (used w/GEAR 8329724)	1	ea
14-3		2530-703-6567	G503-7036567	CA-S7733 WO-630755	7036567	SEAT, ball, drag link	2	ea
14-8			G503-7036588	CA-S5144 WO-630753	7036588	SEAT, drag link ball spring	2	ea
				RG-028166 WO-801423	8677035	SEAT, steering column bearing spring	1	ea
14-2		5305-270-7336	G758-8329728	RG-021162 WO-807472	8329728	SET SCREW, adj, Pitman shaft (in side cover)	1	ea
14-2				RG-TL124002 -4.47/4.41 WO-807479	8677533	SHAFT, Pitman arm, w/LEVER	1	ea
14-2	H1	012-4949	H001-4185801		124949	NUT, plain, hex, S, cd- or zn-pltd, 3/4-16NF-2	1	ea
14-2	H1	013-1046	H101-0131046		131046	WASHER, lock, S, cd- or zn-pltd, in.	1	ea
			G758-8329729	RG-9474-41 1/8 WO-807478	8329729	SHAFT, Pitman arm, w/NUT and lock WASHER, assy.	1	ea
		2530-737-5179	G740-7375179	WO-649219	7375179	SHAFT, pivot, bellcrank	1	ea
		5310-737-5178	G740-7375178	WO-649240	7375178	NUT, locking, hex, 5/8-18NF.	1	ea
	H1	013-1018	H101-0131018		131018	WASHER, flat, 3/8 ID, 1 1/4 OD, 0.134 thk - - - - -	1	ea
	Hi	013-1016	H001-7043861		131016	WASHER, flat, S, cd- or zn-pltd, in	1	ea
			G758-8329730	RG-9472-42 3/8 WO-807480	8329730	SHAFT, STEERING (with welded integral cam and NUT 7412579), assy	1	ea
14-3			G503-7036584	CA-SX1110 WO-A623	7036584	SHIELD, dust cover	2	ea
			G758-8332516	WO-803203	8332516	SHIM, mtg, housing,		ea
			G758-8332515	WO-809723	8332515	0.0418 thk		
			G758-8332517	WO-803202	8332517	0.097 thk		
		2530-737-1030	G503-7371030	WO-638918	7371030	0.1196 thk		
						SHIM, mtg, housing to frame		ea
						SHIM, S, housing upper cover,		ea
14-2		2530-769-6350	G503-7696350	RG-033046 WO-639108	7696350	0.002 thk		
		2530-769-6351	G503-7696351	RG-033047 WO-639109	7696351	0.003 thk		
		2530-769-6352	G503-7696352	RG-033048 WO-639110	7696352	0.010 thk		
		2530-737-5339	G740-7375339	WO-647089	7375339	SPACER, steering gear to frame bolt	1	ea
14-3		5340-703-6587	G503-7036587	CA-S5145 WO-630754	7036587	SPRING, ball seat	2	ea

(1) ILLUSTRATION NO.	(2) REFER- ENCE SYMBOLS	(3) FEDERAL STOCK NO.	(4) ORDNANCE STOCK NO.	(5) MFR'S PART NO.	(6) ORDNANCE PART NO.	(7) DESCRIPTION	(8) QUANTITY INCOR- PORATED IN UNIT	(9) UNIT OF ISSUE
GROUP 14—CONTROLS—Continued								
1401—STEERING CONTROLS—Continued								
14-4		5340-737-5177	G740-7375177 G503-7373111	WO-801666 SP-17347 WO-A6305	7375177 7373111	SPRING, bellcrank to bracket dust seal	1	ea
14-2	-----	5340-769-6370	G503-7696370	WO-639191 RG-078053-91/4 WO-809078	7696370	SPRING, jacket upper bearing ----- TUBE, oil seal, steering gear (horn adapter)	1 1	ea ea
14-2			G740-7375337	RG-9470-9 WO-801186	7375337	TUBE, oil seal, steering gear, assy (horn adapter)	1	ea
14-4				RG-402129 RG-078053-91/4 SP-30067-2 TP-14RT225 WO-806370		Composed of: 1 PLUG 1 TUBE TUBE, tie rod, left (17.19 lg) -----	1	ea
14-4				SP-30067-1 TP-14RT224 WO-806369	8677519	TUBE, tie rod, right (19.06 lg) -----	1	ea
14-2; 18-6		G740-7375336	SL-1238 WO-800737	7375336	WHEEL, steering, assy	1	ea
14-2	-----	5310-741-2579	G740-7412579	RG-026097	7412579	NUT, SLEEVE: hex, sp, S, cd-pltd, 13/16-20NEF-2 (part of SHAFT, STEERING, w/integral CAM (welded)	1	ea

KEY ITEM	PART NO	GROUP	KEY ITEM	PART NO	GROUP	KEY ITEM	PART NO	GROUP
A-BAR	8331831	2101	H-BRACKET	8677517	1501	O-REINFORCEMENT	8677420	1501
B-BRACKET	8677505	1501	J-CROSS MEMBER	WO-800605	1501	R-CROSS MEMBER	7372507	1501
C-BRACKET, ASSY	8677503	1501	K-B RACKET	8677428	1501	S-SUPPORT	8677429	1501
D-SUPPORT	8328475	1501	I-OUTRIGGER	8677291	1501	T-CROSS MEMBER	8673467	1501
E-OUTRIGGER	WO-907147	1501	M-BRACKET	8677649	1501	U-CROSS MEMBER	8673477	1501
f-BRACKET	7697870	1501	N-CROSS MEMBER	8677579	1501	V-BRACKET	MSP-344-306	1501
G-BRACKET	7372506	1501	P-BRACKET	8677416	1501	W-REINFORCEMENT	8677650	1501



RA PD 367243

Figure 15-1. Frame assy

KEY	ITEM	PART NO
A	LATCH	7524313
B	SPRING	7044253
C	LOCK	7524314
D	RING	583035
E	BOLT	124169
F	WASHER	120384
G	NUT	120371
H	PINTLE	7073213
J	PIN	7524315
K	FITTING	504203
L	PIN	7524316

ITEMS E, F, AND G ARE NOT PART OF ASSY 7073209.
ALL PARTS LISTED ARE IN GROUP 1503.

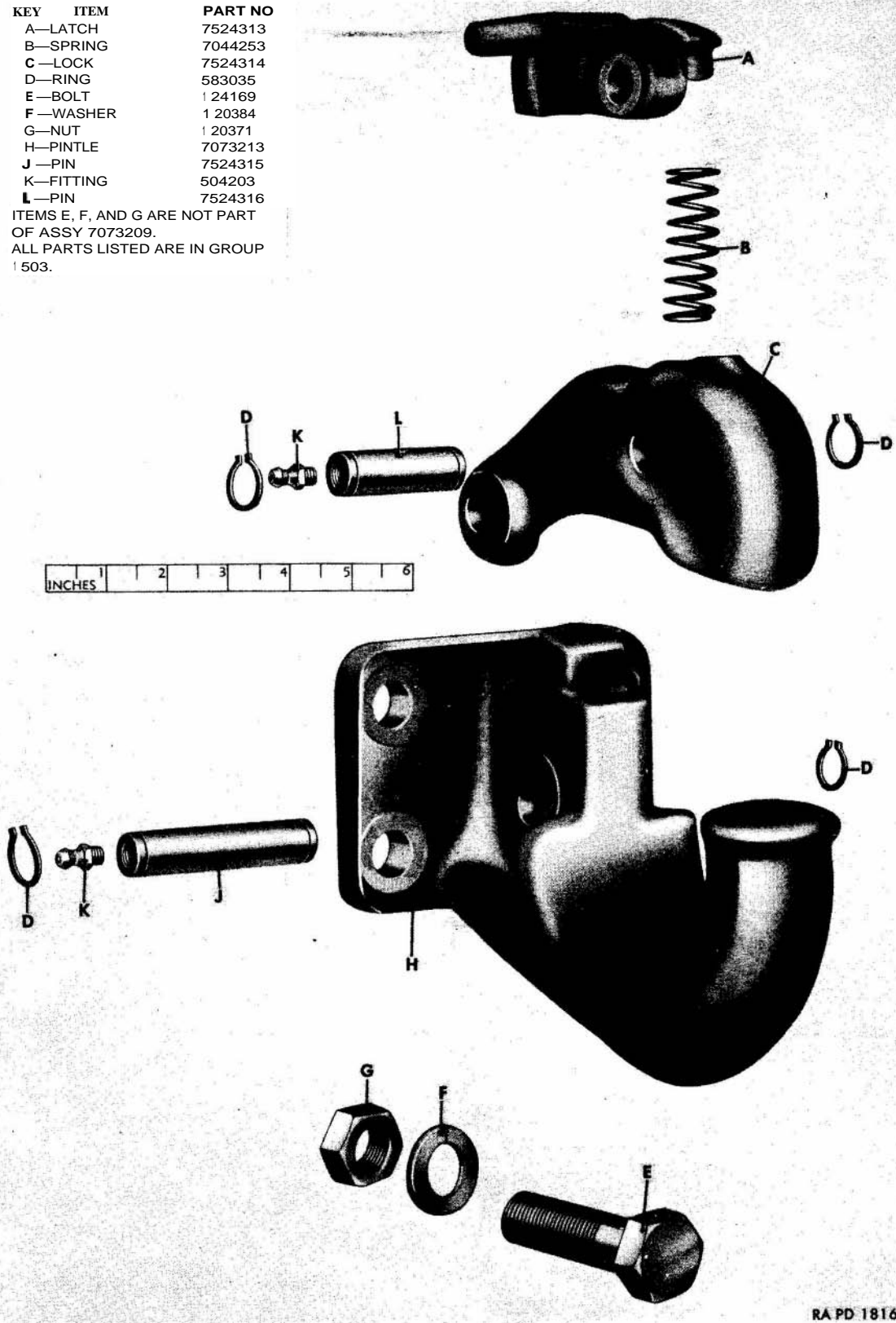



Figure 15-2. Pinle hook, assy (7073209)—exploded view

KEY	ITEM	PART NO	GROUP
A	BRACKET, ASSY	WO-689016	1504
B	STUD	WO-685174	1504
C	WHEEL	7387807	1311
D	NUT	5232405	1311
E	SCREW W/ LOCKWASHER	425401	1504
F	NUT	120377	1504



RA PD 367273

Figure 15-3. Spare wheel carrier—exploded view

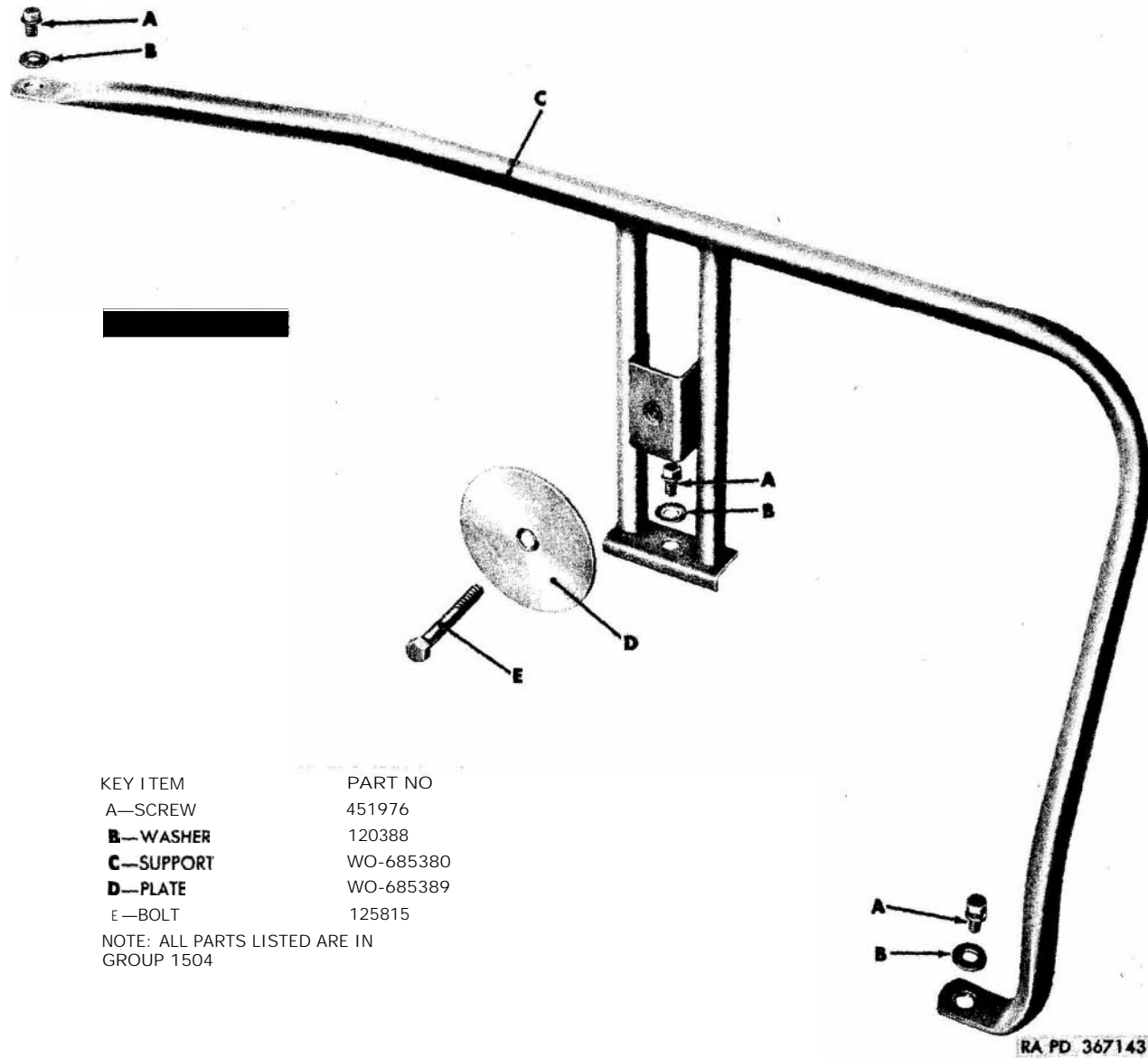


Figure 15-4. Spare wheel carrier (M170)—exploded view

(1)	(2)	(3)	(4)	(5)	(6)	(1)	(8)	(9)
ILLUSTRATION NO.	REFERENCE SYMBOLS	FEDERAL STOCK NO.	ORDNANCE STOCK NO.	MFR'S PART NO.	ORDNANCE PART NO.	DESCRIPTION	QUANTITY INCORPORATED IN UNIT	UNIT OF ISSUE
GROUP 15-FRAME AND BRACKETS								
1501—FRAME AND BRACKETS								
		3120-368-4938	G740-7697574	WO-A546	7697574	BEARING, bushing type (front spring bracket, front, and rear spring bracket, rear)	4	ea
15-1	-----	2510-769-7870	G503-7697870	WO-645072	7697870	BRACKET, body, right, No. 2 -----	1	ea
15-1				MSP-344-306 WO-805512	-----	BRACKET, body support, rear -----	2	ea
				MSP-344-40 WO-A185	8393046	BRACKET, brake pedal retracting spring -----	1	ea
15-1				WO-805552	8677503	BRACKET, engine front support, right, assy ----- Composed of:	1	ea
					8677648	1 BRACKET		
					8677293	1 REINFORCEMENT		
15-1				WO-807719	8673515	BRACKET, front brake hose -----	1	ea
				MSP-344-290 WO-805519	8677649	BRACKET, front engine support, left -----	1	ea
				MSP-344-289 WO-805520	8677648	BRACKET, front engine support, right.....	1	ea
15-1; 16-1	-----			WO-805635	8677505	BRACKET, front shock absorber, assy -----	2	ea
				WO-805514	8677500	BRACKET, front spring shackle, front -----	2	ea
				WO-807787	8673518	BRACKET, fuel line clip -----	1	ea
15-1	-----			WO-807587	8677534	BRACKET, ground cable (voltage regulator) -----	1	ea
15-1	-----			WO-806217	8677428	BRACKET, mtg, machine gun, left -----	1	ea
15-1; 16-2	-----	2540-737-2506	G740-7372506	WO-806218	8677517	BRACKET, mtg, machine gun, right -----	1	ea
16-1,2	-----			WO-800825	7372506	BRACKET, rear, shock absorber -----	2	ea
16-2	-----	2510-737-1056	G503-7371056	WO-806910	8677526	BRACKET, rear spring pivot, front -----	2	ea
				SMA-FLA2941 MSP-344-47 WO-A544	7371056	BRACKET, rear spring shackle, front (welded) -----	2	ea
					7697574	Composed of:		
					-----	2 BRACKET		
15-1	H1	5305-012-0678	H001-5421441	WO-A545 WO-804453	8677416	BRACKET, steering bellcrank support -----	1	ea
					120678	BOLT, cap, hex-hd, S, cd- or zn-pltd, ³ / ₈ -24NF-3 x 2 (bellcrank support bracket to front cross member)	1	ea
	H1	-----	11001-4040541	-----	503351	NUT, self-lkg, ⁵ / ₈ -24N F	1	ea
				WO-809118	-----	BRACKET, support, radiator guard	1	ea
			G758-8328446	WO-800048	8328446	BRACKET, tie-down	4	ea
	H1	012-3567	11001-5422921	-----	123567	BOLT, mach, hex-hd, S, cd- or zn-pltd, ¹ / ₄ -20NF-3 x 1	8	ea
	H1	5310-012-0383	H001-7025771	-----	120383	WASHER, lock, med, S, cd- or zn-pltd, ¹ / ₄ in. ---	8	ea

(1)	(2)	(3)	(4)	(6)	(6)	(7)	(8)	(9)
ILLUSTRATION NO.	REFERENCE SYMBOLS	FEDERAL STOCK NO.	ORDNANCE STOCK NO.	MFR'S PART NO.	ORDNANCE PART NO.	DESCRIPTION	QUANTITY INCORPORATED IN UNIT	UNIT OF ISSUE
GROUP 15—FRAME AND BRACKETS—Continued								
1501—FRAME AND BRACKETS—Continued								
15-1	-----			WO-A1150	8673467	CROSS MEMBER, frame, center -----	1	ea
15-1				WO-805643	8677579	CROSS MEMBER, frame, front	1	ea
15-1				WO-800605	-----	CROSS MEMBER, frame, rear	1	ea
15-1	-----			WO-646942	8673477	CROSS MEMBER, frame, rear intermediate -----	1	ea
15-1	2510-737-2507	G740-7372507	WO-649705	7372507	CROSS MEMBER, rear engine support	1	ea
	H1	-----	H001-5455281	-----	181638	SCREW, hex-hd, $\frac{3}{8}$ -24UNF-2A x $1\frac{1}{4}$	4	ea
	H1	050-3351	H001-4040541	-----	503351	NUT, self-lkg, hex, $\frac{3}{8}$ -24NF (critical installations)	4	ea
				WO-K700695	-----	WASHER, flat, $\frac{1}{2}$ ID, 1 OD.	4	ea
		2520-495-9515	G503-7371037	WO-A6740	7371037	CUP, retn, transfer case support insulator	1	ea
				WO-906263	-----	EXTENSION, cross member, rear (welded) (M170)	1	ea
				WO-906408	-----	EXTENSION, outrigger, body no. 1 right	1	ea
				WO-808945	-----	FRAME, assy (M170)	1	ea
				WO-805715	8677578	FRAME, assy (welded) (used on vehicles through serial no. 79490) (M38A1)	1	ea
15-1				WO-809121	FRAME, assy (welded) (used on vehicles after serial no. 79490) (M38A1)	1	ea
				WO-906739	-----	LINER, body sill (thin)	1	ea
	111	5320-011-3354	H101-0113354	113354	RIVET, oval-hd, split, S, $\frac{9}{16}$ x $\frac{1}{16}$ (liner to no. 1 body outrigger)	2	ea
				MID-F2011	8677283	NUT, grommet, $\frac{1}{4}$ -20NF-2 (hold-down loop)..	8	ea
				WO-642052				
				MSP-200-145	8677040	NUT, grommet, -20NF-2 (lifting rings) -----	8	ea
				WO-801661				
	H1	-----	11101-0585806	-----	585806	NUT, welding, $\frac{1}{4}$ -20NC-2 (rear engine plate) -----	4	ea
	H1	-----	H101-0585811	-----	585811	NUT, welding, S, $\frac{3}{8}$ -24NF-2 (fender support bracket).....	8	ea
15-1				WO-645702	8677291	OUTRIGGER, body, left, no. 1, assy (includes BRACKET, clutch release SPRING)	1	ea
				WO-645071	8677289	OUTRIGGER, body, left and right, no. 1 -----	2	ea
15-1				WO-907147	-----	OUTRIGGER, body, right, no. 1, assy -----	1	ea
				WO-805515	8677419	PLATE, reinforcement, rear -----	1	ea
				WO-808788	-----	PLATE, reinforcement, rear engine support cross member..	2	ea
				WO-800781	-----	PLATE, skid, under frame -----	1	ea
	H1	012-0915	H001-3015411	-----	120915	BOLT, rd-hd, sq-nk, S, cd- or zn-pltd, $\frac{3}{8}$ -16NC-2 x 1..	4	ea
	H1	-----	H101-0271190	-----	271190	NUT, hex, w/ext-teeth lock washer, Keps style, %-16NC-2	4	ea
	111	5310-012-0394	11001-7043741	-----	120394	WASHER, FLAT, light series, S, cd- or zn-pltd, $\frac{3}{8}$ in..	4	ea
				WO-647026	8677293	REINFORCEMENT, engine front support brackets, RH_	1	ea

15-1				WO-801695	8673507	REINFORCEMENT, frame cross member, rear - - - -	1	ea
				WO-805518	8677650	REINFORCEMENT, frame rear - - - - - - - - - -	1	ea
				WO-808789	- - - - - - - -	REINFORCEMENT, frame, rear spring shackle bracket, left	1	ea
				WO-808790	- - - - - - - -	REINFORCEMENT, frame, rear spring shackle bracket, right	1	ea
				WO-805555	8677504	REINFORCEMENT, frame side member, front left, assy.	1	ea
15-1				WO-860216	8673384	REINFORCEMENT, machine gun support - - - - - - - -	4	ea
				WO-805575	8677420	REINFORCEMENT, side member, left (welded)	1	ea
				WO-805556	- - - - - - - -	REINFORCEMENT, side member, front, right - - - -	1	ea
				WO-805576	8677421	REINFORCEMENT, side member, right (welded) - - -	1	ea
	H1	010-4097	H001-0924218	- - - - - - - -	104097	RIVET, solid, $\frac{5}{16} \times \frac{3}{4}$ (engine stay cable rear bracket (1), brake pedal retracting spring bracket (1))	2	ea
				WO-906663	- - - - - - - -	SHIM, S, No. 9 (0.1495) ga (left end of cross member) (M170)	1	ea
				WO-647415	8673968	SPACER, bolt, snow plow - - - - - - - - - - - - - -	2	ea
15-1				WO-809118	- - - - - - - -	SUPPORT, guard panel - - - - - - - - - - - - - -	1	ea
15-1			G758-8328475	WO-806219	8677429	SUPPORT, machine gun - - - - - - - - - - - - - -	1	ea
				WO-805719	8328475	SUPPORT, mtg, voltage regulator - - - - - - - - - -	1	ea
1503—PINTLE AND TOWING ATTACHMENTS								
	H1	2540-741-0837	G740-7410837	WO-802765	7410837	BRACKET, lifting hook, front, w/SPACER, assy	2	ea
	H1	012-4169	H001-5424701	- - - - - - - -	124169	BOLT, mach, -20NF-3 x 2 - - - - - - - - - - - - - -	2	ea
	H1	012-0424	H001-5424561	- - - - - - - -	120424	SCREW, mach, cap, hex-hd, S, cd- or zn-pltd, - 20NF-3 x 1	2	ea
	H1	5310-012-0384	H001-7025801	- - - - - - - -	120384	WASHER, lock, med, S, cd- or zn-pltd, $\frac{1}{2}$ in.	4	ea
	Hi	2510-769-7489	G740-7697489	WO-800051	7697489	BRACKET, lifting hook, rear - - - - - - - - - - - - - -	2	ea
		H101-0271476	- - - - - - - -	271476	NUT, hex, w/ext-teeth-lock washer, S, cd- or zn-pltd, -20NF	4	ea
	H1	012-0424	H001-5424561	- - - - - - - -	120424	SCREW, mach, cap, hex-hd, S, cd- or zn-pltd, $\frac{1}{2}$ - 20NF-3 x 1 $\frac{1}{4}$	4	ea
	H1	5310-012-0396	H001-7043801	- - - - - - - -	120396	WASHER, fl, S, cd- or zn-pltd, $\frac{7}{32}$ ID, $1\frac{1}{16}$ OD, 0.095 thk	4	ea
				WO-800338	8676979	CHAIN, snap clip (lifting hook)	4	ea
			G758-8328448	WO-807564	8328448	CLIP, snap, lifting hook (superseded by CLIP 8332074) ..	4	ea
			G758-8332074	WO-809162	8332074	CLIP, snap, lifting hook (supersedes CLIP 8328448) - -	4	ea
				WO-807578	- - - - - - - -	CLIP, snap, lifting hook, w/CHAIN, assy - - - - - - - -	4	ea
					8676979	Composed of:		
					8332074	1 CHAIN		
	H1	014-5371	H001-5614921	145371	1 CLIP		
						SCREW, drive, rd-hd, S, cd- or zn-pltd, blunt-pt, No. 2 x%	4	ea
15-2	H16	050-4203	H016-0504203	- - - - - - - -	504203	FITTING, lubr, hyd type, S, cd- or zn-pltd, $\frac{1}{4}$-28NF male (ball check valve) (Alemite)	2	ea
15-2	2540-752-4313	G503-7524313	HLH-T63-O	7524313	LATCH, towing pintle.....	1	ea
				WO-801786				

(1) ILLUSTRATION NO.	(2) REFER- ENCE SYMBOLS	(3) FEDERAL STOCK NO.	(4) ORDNANCE STOCK NO.	(5) MFR'S PART NO.	(6) ORDNANCE PART NO.	(7) DESCRIPTION	(8) QUANTITY INCOR- PORATED IN UNIT	(9) UNIT OF ISSUE
GROUP 15—FRAME AND BRACKETS—Continued								
1503—PINTLE AND TOWING ATTACHMENTS								
—Continued								
15-2				HLH-T62-OL WO-801781		LOCK, left half.....	1	ea
				HLH-T62-OR WO-801782	-----	LOCK, right half -----	1	ea
15-2		2540-752-4312	G503-7524312	HLH-T62-O WO-801780	7524314	LOCK, towing pintle.....	1	ea
15-2		5315-752-4316	G740-7524316	HLH-T62-01 WO-801779	7524312	LOCK, towing pintle, w/LATCH, assy -----	1	ea
15-2		2540-752-4315	G740-7524316	HLH-T67-O WO-801784	7524316	PIN, towing pintle latch -----	1	ea
15-2		2540-752-4315	G503-7524315	HLH-T64-O WO-801787	7524315	PIN, towing pintle lock -----	1	ea
15-2		2540-707-3213	G503-7073213	HLH-T60-O WO-801778	7073213	PINTLE, towing -----	1	ea
15-2; 18-4		2540-707-3209	G503-7073209	HLH-T60-AO WO-800929	7073209	PINTLE, towing, assy -----	1	ea
15-2	H1	012-4169	11001-5424701	-----	124169	BOLT, mach, 1/2-20NF-3 x 2 -----	4	ea
15-2	H1	012-0371	11001-4167681	-----	120371	NUT, plain, hex, s-fin, light, S, cd- or zn-pltd, - 20NF-2	4	ea
15-2	H1	5310-012-0384	11001-7025801	-----	120384	WASHER, lock, med, S, cd- or zn-pltd, in	4	ea
				WO-801682	8677065	REINFORCEMENT, frame, towing pintle -----	1	ea
				WO-805513	-----	REINFORCEMENT, towing pintle lower -----	1	ea
15-2	H2	-----	H002-0583035	-----	583035	RING, retn, snap, exter, S, cd- or zn-pltd, 0.500 shaft dia (towing pintle lock pin)	4	ea
		2540-741-0838	G740-7410838	WO-802768	7410838	SHACKLE, lifting, front -----	2	ea
		2510-769-7512	G740-7697512	WO-800820	7697512	SHACKLE, lifting, rear -----	2	ea
		5315-769-7490	G740-7697490	WO-800337	7697490	PIN, stght, headed, clevis, S, cd- or zn-pltd, 3/4 x 2 1/16	4	ea
			G740-8328264	WO-800817	8328264	SPACER, lifting shackle bracket, rear	2	ea
15-2		5340-794-4253	G503-7044253	HLH-78 WO-801785	7044253	SPRING, TOWING PINTLE, compression, S, 0.625 dia stock, 5/8 dia coil, 9 coils 1N free lg (pintle hook latch)	1	ea
				WO-811673	-----	WASHER, spring tension 0.843 ID, 1.312 OD (between lift hook and bracket, RH rear) (M170)	1	ea

1504—SPARE WHEEL CARRIER									
				WO-685363	-----	BRACKET, spare wheel (M170) -----	1	ea	
				WO-685362	-----	BRACKET, spare wheel, assy (M170)	1	ea	
				WO-685363	-----	Composed of: -- 1 BRACKET			
				8677040		1 NUT			
				WO-681190	8677658	BRACKET, spare wheel carrier, assy (welded) (super- seded by BRACKET WO-689016) (used on vehicles through serial no. 73455)	1	ea	
				WO-683828	-----	Composed of :			
				WO-683852	-----	-- 1 BRACKET			
				WO-689016	-----	-- 1 SUPPORT			
15-3; 18-4	-----					BRACKET, spare wheel carrier, includes SUPPORT, and REINFORCEMENTS, assy (welded) (used on vehicles after serial no. 73455) (supersedes BRACKET 8677658) (M38A1)	1	ea	
		2510-769-7436	G740-7697436	WO-673344	7697436	BRACKET, support, spare wheel, w /STUD, assy (used on vehicles through serial no. 40951) (superseded by BRACKET WO-689016)	1	ea	
				MSP-200-145 WO-801661	8677040	NUT, clinch ½-20NF-2 (M170) -----	1	ea	
15-4				WO-685389	-----	PLATE, spare tire retainer (M170) -----	1	ea	
				428610		BOLT, hex-hd, S, cd- or zn-pltd, -20NF x 3½ (super- seded by BOLT 125815)	1	ea	
15-4	H1		H101-0125815	-----	125815	BOLT, hex-hd, S, cd- or zn-pltd, ½-20NF x 4% (super- sedes BOLT 428610)	1	ea	
				WO-673349	8677259	PLATE, spare wheel support and reflector retainer ----	1	ea	
	H1	015-5937	H101-0155937	-----	155937	BOLT, mach, fl-hd, S, cd- or zn-pltd, no. 10-24NC-2 x	2	ea	
	H1		H101-0271166	-----	271166	NUT, hex, w/ext-teeth lock washer, Keps type, no. 10-24NC-2	2	ea	
			G758-8330950	WO-682074	8330950	SPACER, rear body panel to spare wheel support ----	2	ea	
				WO-664418	-----	STUD, S, ½-20NC-2, RH thd (superseded by STUD WO-685174) (used on vehicles through serial no. 65901)	3	ea	
15-3				WO-685174	-----	STUD, S, -20NC-2A, RD thd (support bracket, spare wheel) (supersedes STUD WO-664418) (used on vehicles after serial no. 65901)	3	ea	
		2510-769-7441	G740-7697441	WO-673420	7697441	SUPPORT, spare wheel (used on vehicles through serial no. 40951) (superseded by BRACKET WO-689016)	1	ea	
	H1	012-6715	H001-3015511	-----	126715	BOLT, sq-nk, carriage, rd-hd, S, cd- or zn-pltd, 16NC-2 x	2	ea	

(1) ILLUSTRATION NO.	(2) REFERENCE SYMBOLS	(3) FEDERAL STOCK NO.	(4) ORDNANCE STOCK NO.	(5) MFR'S PART NO.	(6) ORDNANCE PART NO.	(7) DESCRIPTION	(8) QUANTITY INCORPORATED IN UNIT	(9) UNIT OF ISSUE
						GROUP 15—FRAME AND BRACKETS—Continued		
						1504—SPARE WHEEL CARRIER—Continued		
15-3	H1	2510-769-7441 012-0377 5305-769-7439	G740-7697441 11001-4167581 G740-7697439	WO-673420 ----- WO-673458	7697441 120377 7697439	SUPPORT —Continued NUT, plain, hex, $\frac{3}{8}$ -16NC-2 ----- SCREW, lock washer, hex-hd, S, cd- or zn-pltd, $\frac{3}{8}$ -16NC x 1 $\frac{5}{8}$ (superseded by SCREW 425401)	2 2	ea ea
15-3	HI		11101-0425401	-----	425401	SCREW, int-teeth-lock washer, hex-hd, S, cd- or zn-pltd, $\frac{3}{8}$ -16NC-2 x 1% (supersedes SCREW 7697439)	2	ea
15-4; 18-2	H1	5310-012-0382	H001-7025741	----- WO-685380	120382 -----	WASHER, lock, med (reg), S, cd- or zn-pltd, $\frac{3}{4}$ in..... SUPPORT, spare wheel weld nut) (M170) -----	2 1	ea ea
	111		11101-9409113	-----	9409113	BOLT, MACHINE, hex-hd, S, $\frac{3}{8}$ -24NF x $\frac{3}{4}$ w/lock washer, assy (superseded by SCREW 451976)	3	ea
15-4	111		H101-0451976	-----	451976	SCREW, lock washer, sltd, hex-hd, S, cd- or zn-pltd, $\frac{3}{8}$ -16NC x % (supersedes BOLT 9409113) (superseded by SCREW 453047)	2	ea
					453047	SCREW, mach, w/ext-lock washer, pan-hd, S, cd- or zn-pltd, $\frac{3}{8}$ -16NC x $\frac{3}{4}$ (supersedes SCREW 451976) (support to w/HOUSE)	1	ea
15-4	H1	5310-012-0388	11001-7045591	-----	120388	WASHER, FLAT, plain, S, cd- or zn-pltd, $\frac{3}{16}$ ID, 1 OD, $\frac{5}{8}$ thk	3	ea

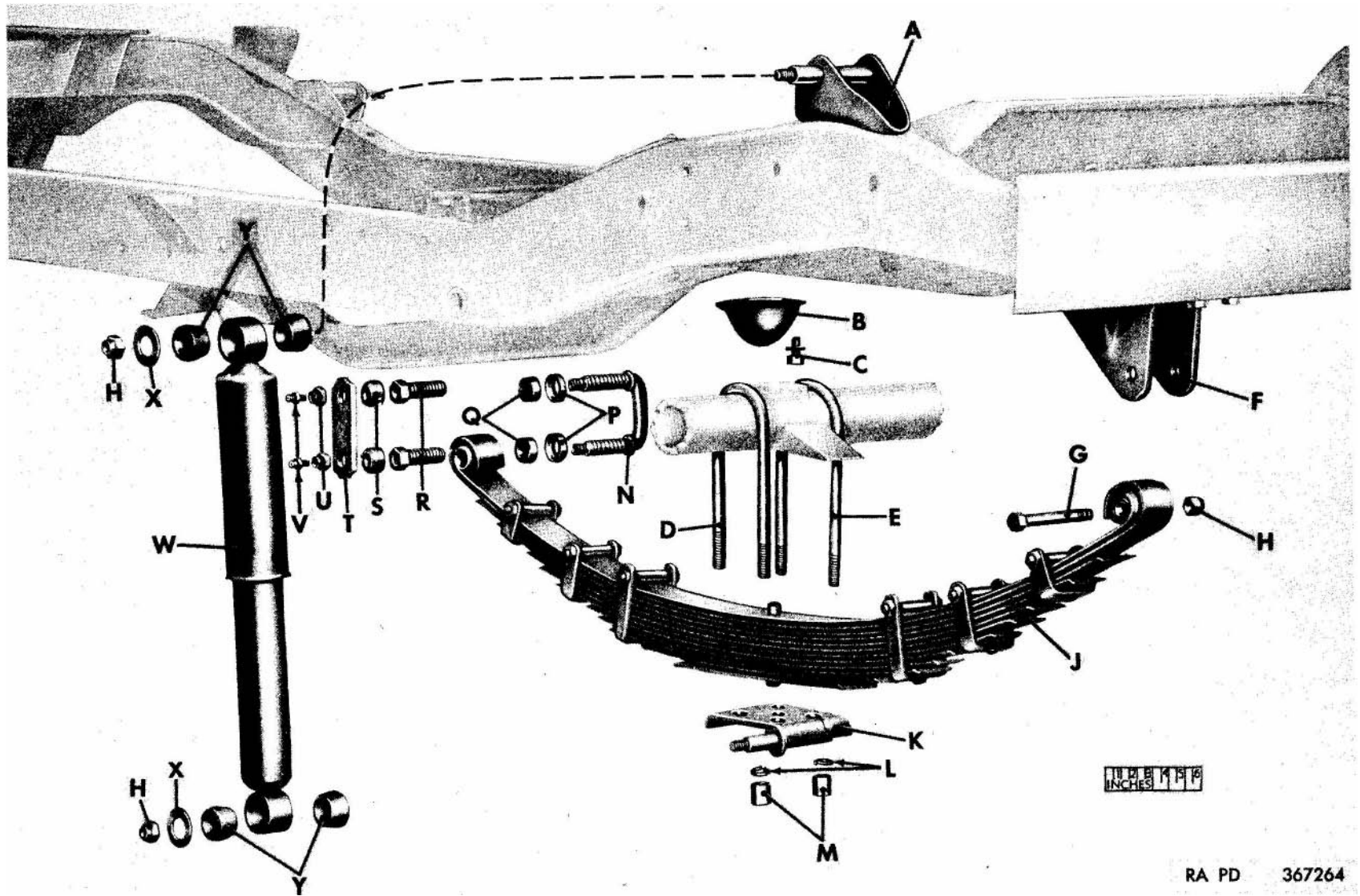


Figure 16-1. Front spring and shock absorber

<i>Key</i>	<i>Item</i>	<i>Part No.</i>	<i>Group</i>
A	—BRACKET, ASSY.....	8677505	1501
B	—BUMPER	WO 802454	1601.1
C	—BOLT, w/LOCK WASHER	9409102	1601.1
D	—BOLT "U"	8330509	1601.1
E	—BOLT "U"	8330510	1601.1
F	—BRACKET	8677526	1501
G	—BOLT	8332529	1601.1
H	—NUT.....	442830	[1601.1 11604.1
J	—SPRING, ASSY	8333767	1601.1
K	—SEAT.....	7697601	1601.1
L	—WASHER	131100	1601.1
M	—NUT	7371061	1601.1
N	—BOLT "U"	8333138	1601.1
P	—RETAINER.....	7735843	1601.1
Q	—SEAL.....	7697602	1601.1
R	—BEARING	8332928	[1601.1 11601.3
S	—SEAL	8333287	1601.1
T	—PLATE	8333259	1601.1
U	—NUT	443342	1601.1
V	—FITTING	504203	1601.1
W	—ABSORBER.....	8330512	1604.1
X	—WASHER	120389	1604.1
Y	—BUSHING	7343032	1604.1

Figure 16-1. Front spring and shock absorber—legend

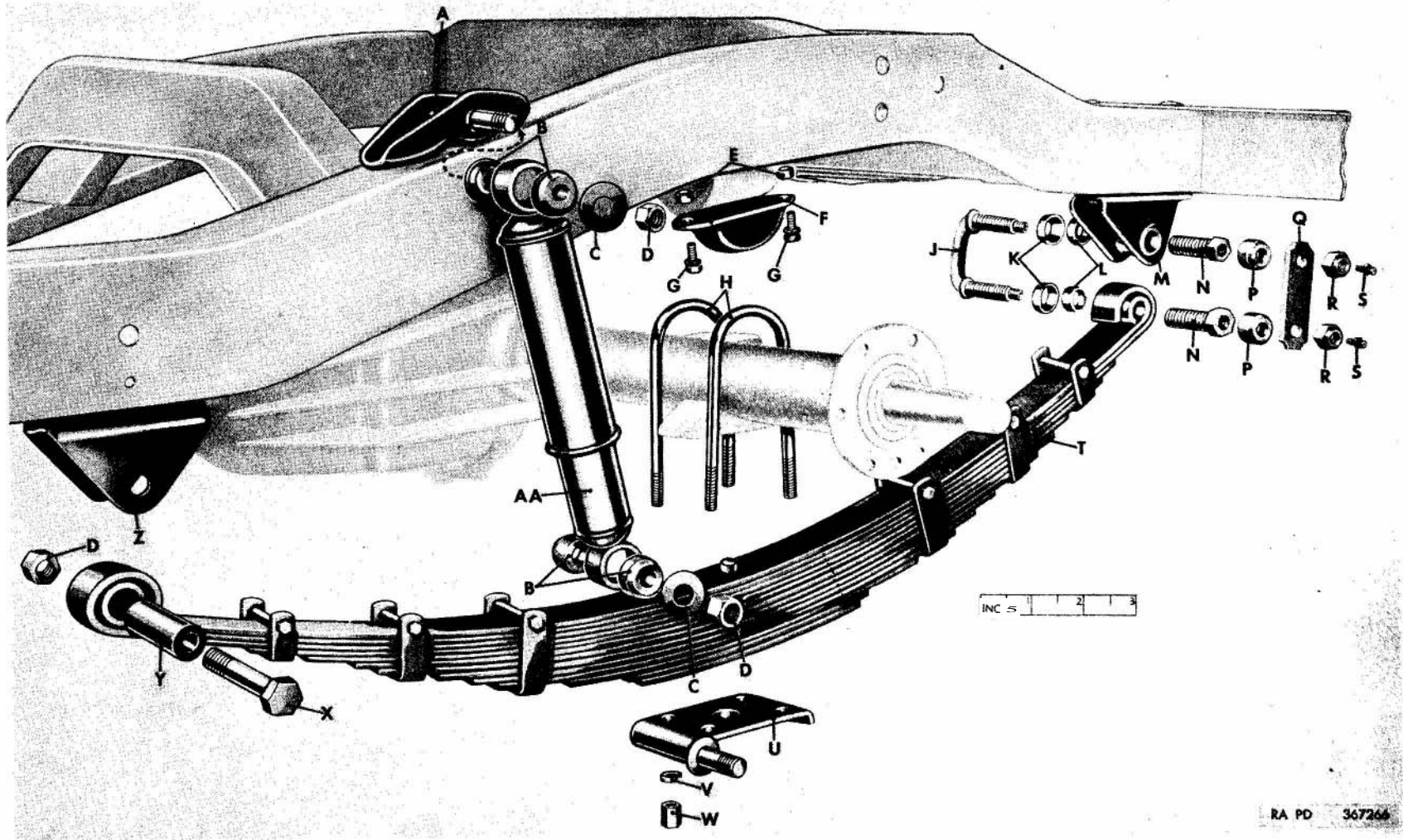
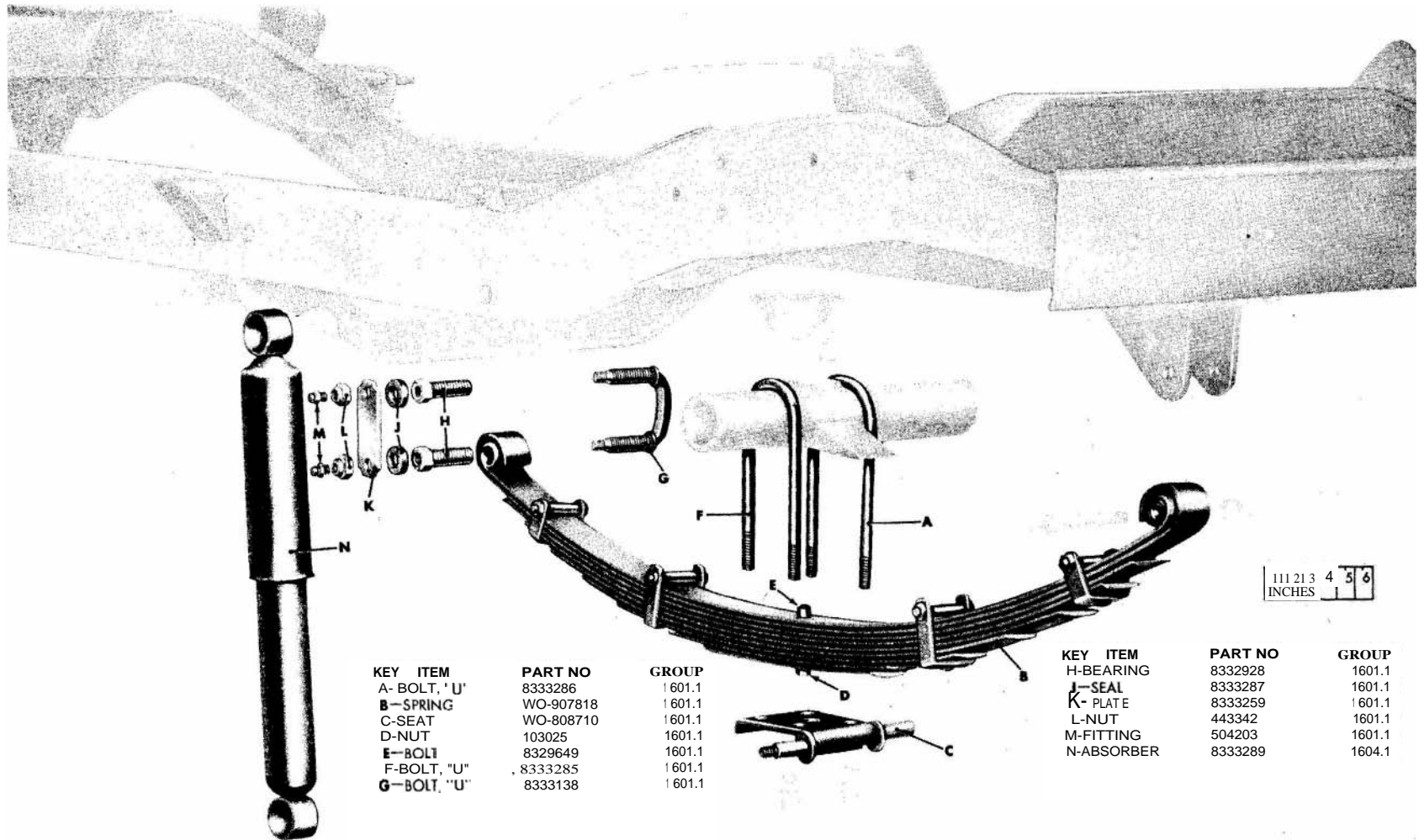


Figure 16-2. Rear spring and shock absorber

<i>Key</i>	<i>Item</i>	<i>Part No.</i>	<i>Group</i>
A	—BRACKET -----	7372506	1501
B	—BUSHING -----	7343032	1604.1
C	—WASHER.....	120389	1604.1
D	—NUT -----	442830	f 1601.3 1604.1
E	—NUT -----	120368	1601.3
F	—BUMPER -----	WO-802454	1601.3
G	—BOLT, w/LOCK WASHER..	9409102	1601.3
H	—BOLT "U" -----	8330511	1601.3
J	—BOLT "U" -----	8333138	1601.3
K	—RETAINER -----	7735843	1601.3
L	—SEAL.....	7697602	1601.3
M	—BRACKET -----	7371056	1501
N	—BEARING.....	8332928	1601.3
P	—SEAL -----	8333287	1601.3
Q	—PLATE.....	8333259	1601.3
R	—NUT -----	443342	1601.3
s	—FITTING -----	504203	1601.3
T	—SPRING, ASSY -----	8333800	1601.3
U	—SEAT -----	7375000	1601.3
V	—WASHER.....	131100	1601.3
W	—NUT.....	7371061	1601.3
X	—SCREW -----	124155	1601.3
Y	—BEARING -----	8329602	1601.3
	—BRACKET.....	8677526	1501
AA	—ABSORBER. -----	8330513	1604.1

Figure 16-2. Rear spring and shock absorber—legend



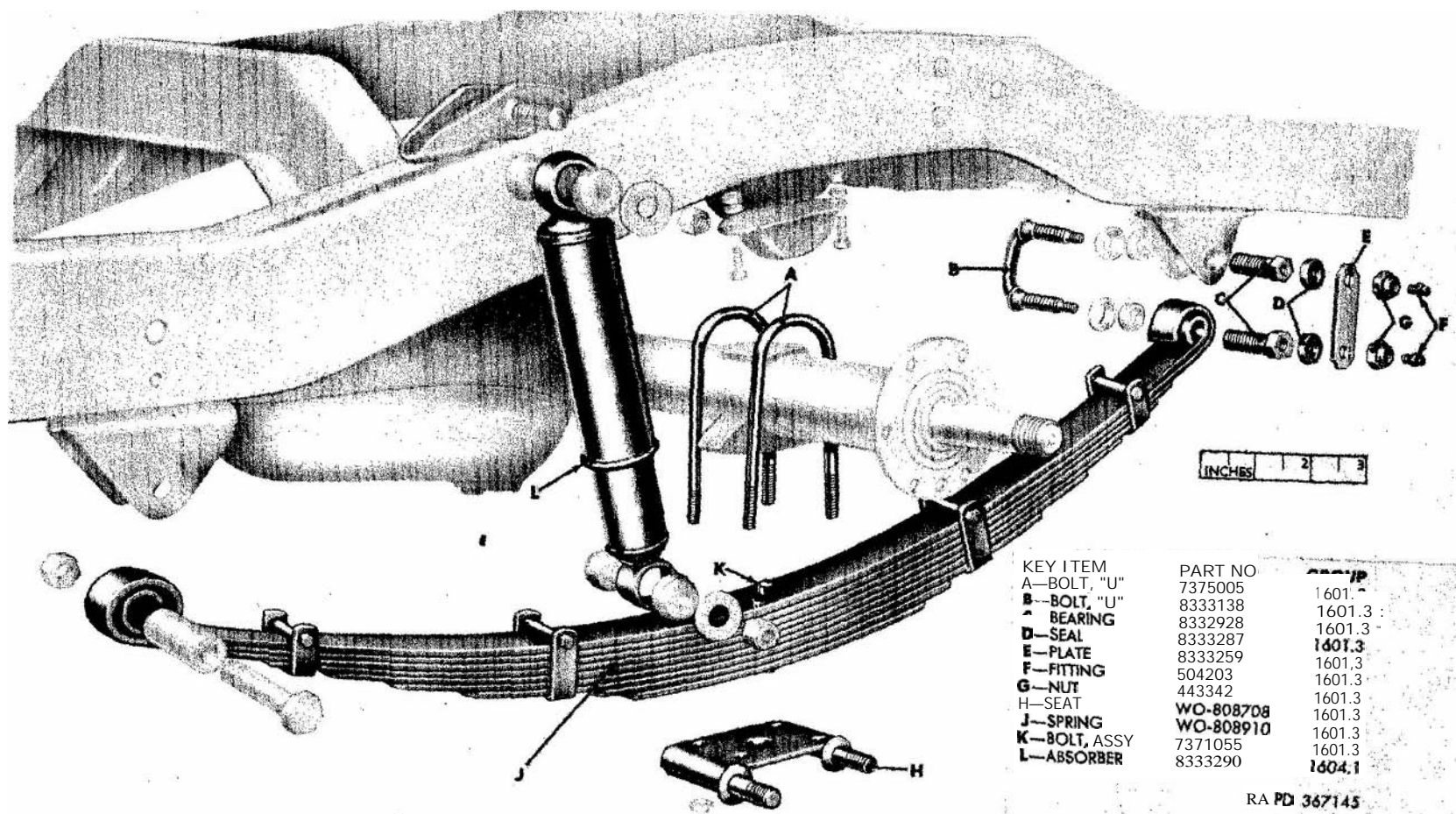
KEY ITEM	PART NO	GROUP
A- BOLT, "U"	8333286	1601.1
B-SPRING	WO-907818	1601.1
C-SEAT	WO-808710	1601.1
D-NUT	103025	1601.1
E-BOLT	8329649	1601.1
F-BOLT, "U"	8333285	1601.1
G-BOLT, "U"	8333138	1601.1

KEY ITEM	PART NO	GROUP
H-BEARING	8332928	1601.1
J-SEAL	8333287	1601.1
K- PLAT E	8333259	1601.1
L-NUT	443342	1601.1
M-FITTING	504203	1601.1
N-ABSORBER	8333289	1604.1

1 1 1 2 3 4 5 6
INCHES 1

RA PD .367144

Figure 16-3. Front spring and shock absorber (M170)



KEY ITEM	PART NO	QTY
A—BOLT, "U"	7375005	1601.3
B—BOLT, "U"	8333138	1601.3
C—BEARING	8332928	1601.3
D—SEAL	8333287	1601.3
E—PLATE	8333259	1601.3
F—FITTING	504203	1601.3
G—NUT	443342	1601.3
H—SEAT	WO-808708	1601.3
J—SPRING	WO-808910	1601.3
K—BOLT, ASSY	7371055	1601.3
L—ABSORBER	8333290	1604.1

RA PD 367145

Figure 16-4. Rear spring and shock absorber (M170)

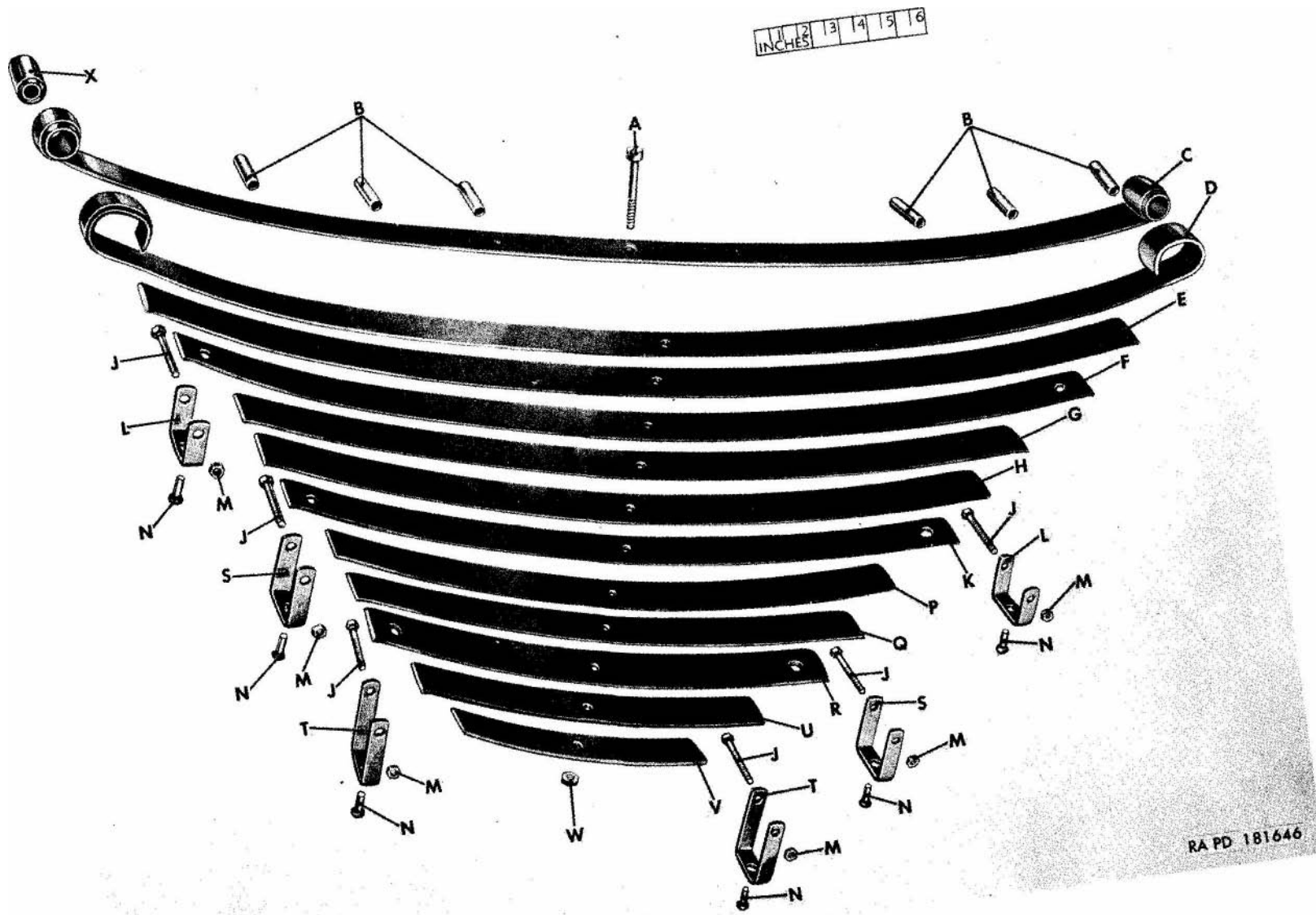
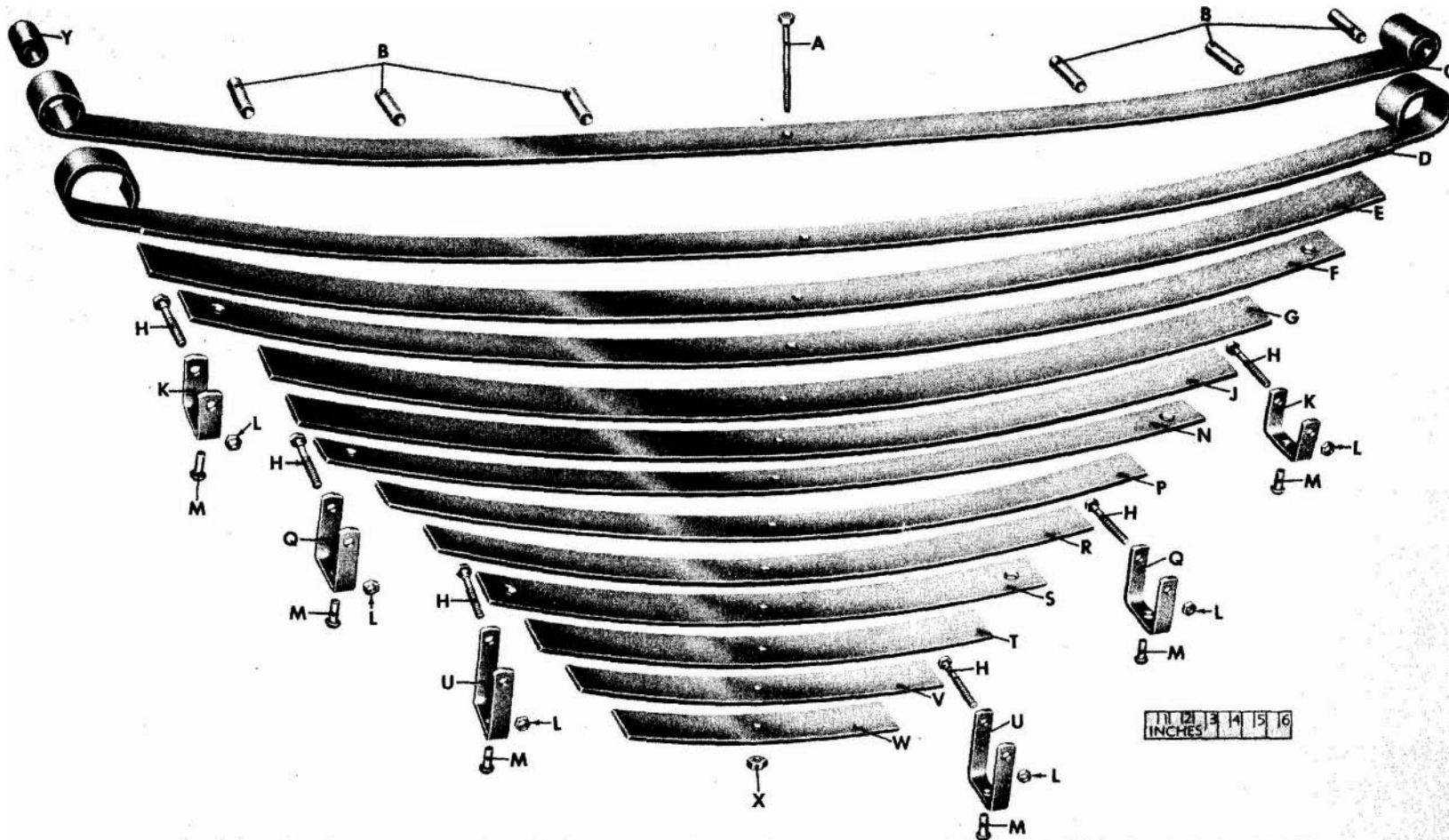


Figure 16-5. Front spring^g, assy (8330507) —exploded view

<i>Key</i>	<i>Item</i>	<i>Part No.</i>
A	—BOLT	7375006
B	—SPACER	MAT-8215-27
C	—LEAF #1	MAT-8215-1
D	—LEAF #2	MAT-8215-2
E	—LEAF #3	MAT-8215-3
F	—LEAF #4	MAT-8215-4
G	—LEAF #5	MAT-8215-5
H	—LEAF #6	MAT-8215-6
J	—BOLT	MAT-8215-25
K	—LEAF #7	MAT-8215-7
L	—CLIP	MAT-8215-22
M	—NUT	MAT-8215-26
N	—RIVET	MAT-8215-28
P	—LEAF #8	MAT-8215-8
Q	—LEAF #9	MAT-8215-9
R	—LEAF #10	MAT-8215-10
S	—CLIP	MAT-8215-23
T	—CLIP	MAT-8215-24
U	—LEAF #11	MAT-8215-11
✓	—LEAF #12	MAT-8215-12
W	—NUT	120368
X	—BEARING	8329602

Note: All parts listed are *in* group 1601.1.
Item X not part of *assy.*

Figure 16-5. Front spring, *assy* (8330507)—*exploded* view—*legend*



KEY ITEM

- A-BOLT
- B-SPACER
- C-LEAF #1
- D-LEAF #2
- E-LEAF #3
- F-LEAF #4
- G-LEAF #5
- H-BOLT
- a-LEAF #6

PART NO

- 8331239
- MAT-8216-27
- MAT-8216-1
- MAT-8216-2
- MAT-8216-3
- MAT-8216-4
- MAT-8216-5
- MAT-8216-25
- MAT-8216-6

KEY ITEM

- K-CLIP
- L-NUT
- M-RIVET
- N-LEAF #7
- P-LEAF #8
- Q-CLIP
- R-LEAF #9
- S-LEAF #10
- T-LEAF #11

PART NO

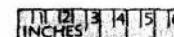
- MAT-8216-22
- MAT-8216-26
- MAT-8216-28
- MAT-8216-7
- MAT-8216-8
- MAT-8216-23
- MAT-8216.9
- MAT-8216-10
- MAT-8216-11

KEY ITEM

- U-CLIP
- V-LEAF #12
- W-LEAF #13
- X-NUT
- Y-BEARING
- NOTE ALL PARTS LISTED ARE IN GROUP 1601.3
- ITEM Y NOT PART OF ASSY

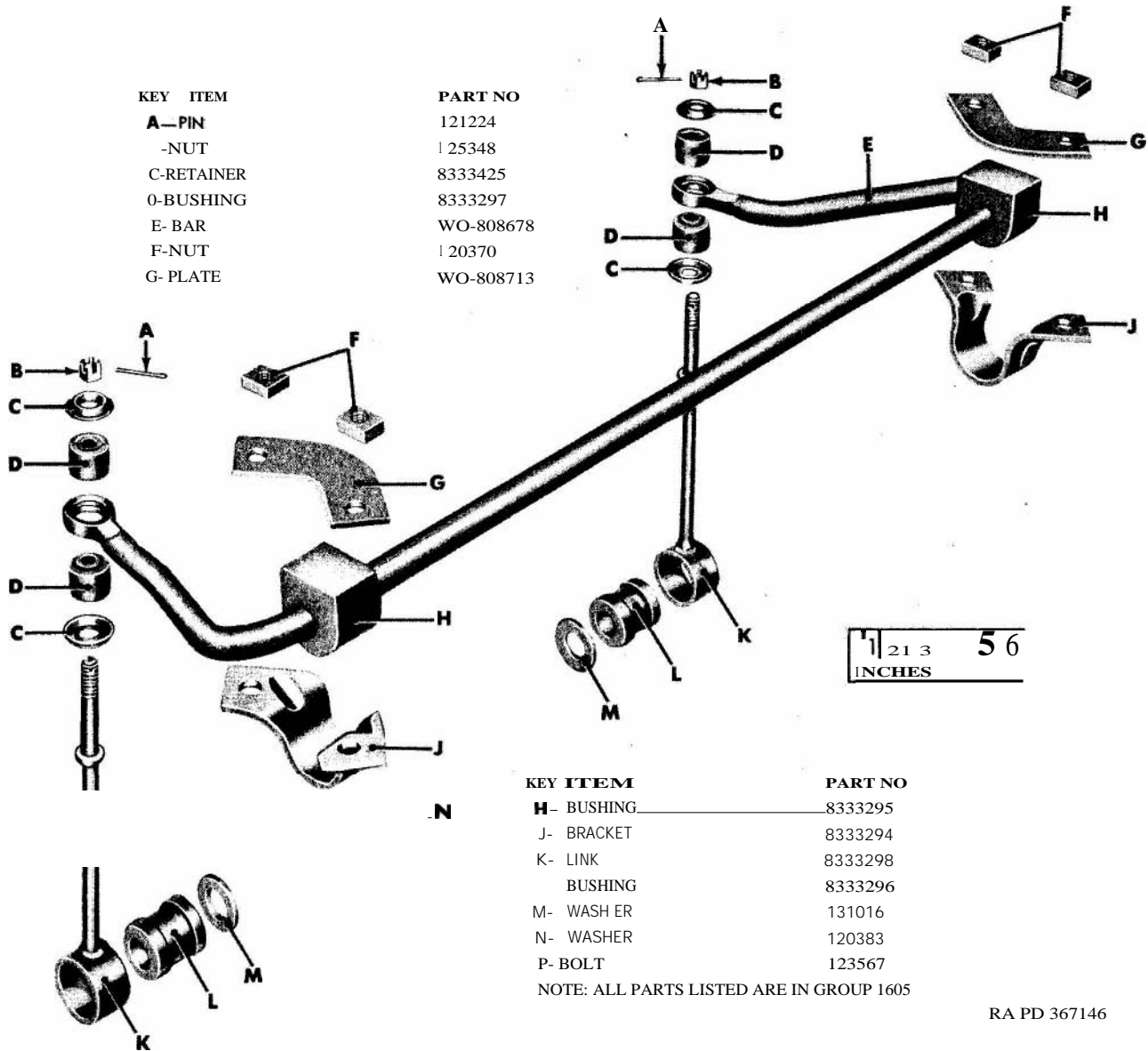
PART NO

- MAT-8216-24
- MAT-8216-12
- MAT-8216-13
- 120368
- 8329602



RA PD 181677

Figure 16-6. Rear spring, assy (8330508)—exploded view



KEY ITEM	PART NO
A—PIN	121224
-NUT	125348
C-RETAINER	8333425
O-BUSHING	8333297
E- BAR	WO-808678
F-NUT	120370
G- PLATE	WO-808713

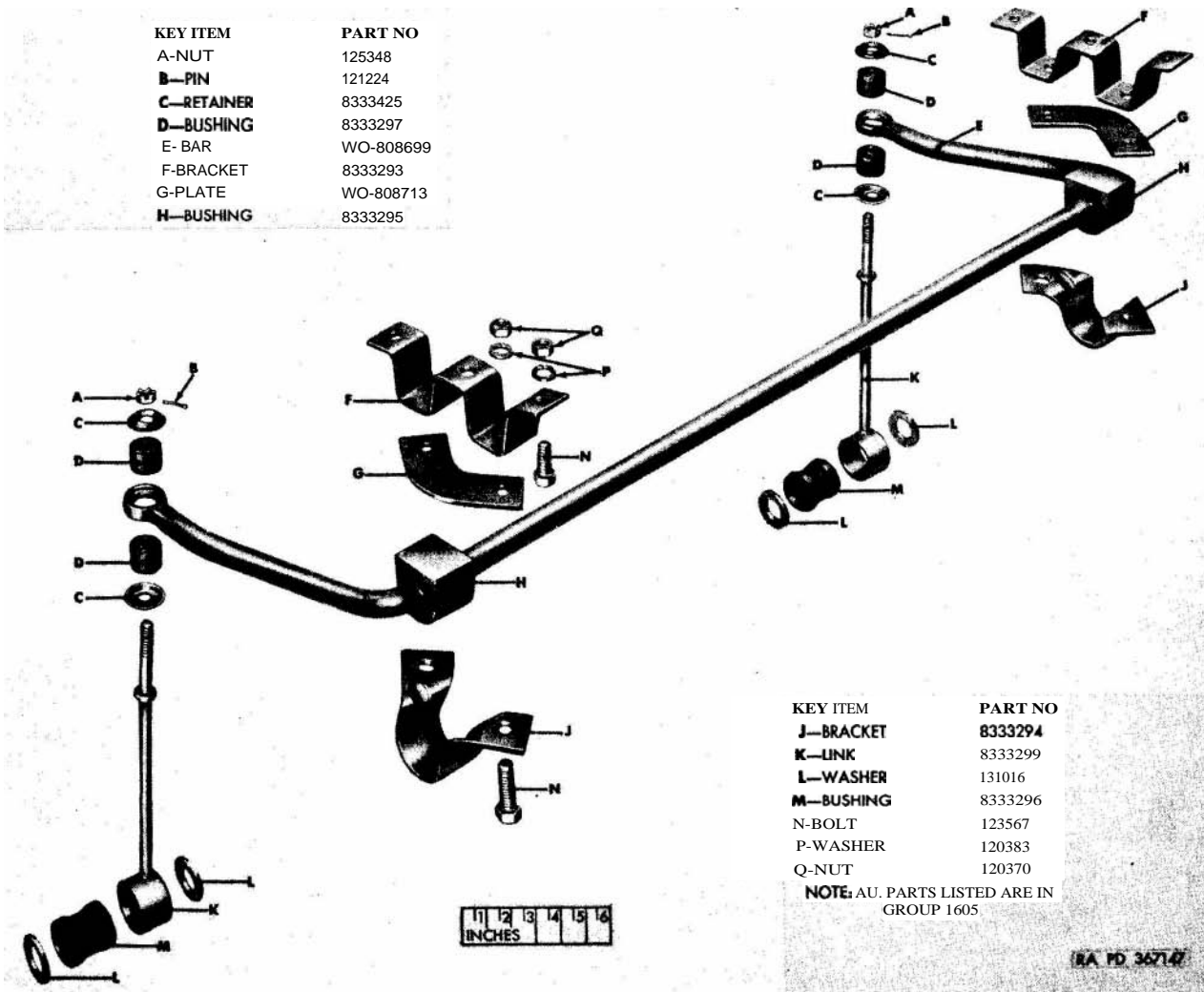
KEY ITEM	PART NO
H- BUSHING	8333295
J- BRACKET	8333294
K- LINK	8333298
BUSHING	8333296
M- WASH ER	131016
N- WASHER	120383
P- BOLT	123567

NOTE: ALL PARTS LISTED ARE IN GROUP 1605

1 213 56
INCHES

RA PD 367146

Figure 16-7. Front stabilizer (M170)—exploded view



KEY ITEM	PART NO
A-NUT	125348
B-PIN	121224
C-RETAINER	8333425
D-BUSHING	8333297
E-BAR	WO-808699
F-BRACKET	8333293
G-PLATE	WO-808713
H-BUSHING	8333295

KEY ITEM	PART NO
J-BRACKET	8333294
K-LINK	8333299
L-WASHER	131016
M-BUSHING	8333296
N-BOLT	123567
P-WASHER	120383
Q-NUT	120370

NOTE: AU. PARTS LISTED ARE IN GROUP 1605

11 12 13 14 15 16
INCHES

RA PD 367147

Figure 16-8. Rear stabilizer (M170)—exploded view

(1)	(2)	(3)	(4)	(5)	(6)	(7)	(8)	(9)
ILLUSTRATION NO.	REFERENCE SYMBOLS	FEDERAL STOCK NO.	ORDNANCE STOCK NO.	MFR'S PART NO.	ORDNANCE PART NO.	DESCRIPTION	QUANTITY INCORPORATED IN UNIT	UNIT OF ISSUE
GROUP 16-SPRINGS AND SHOCK ABSORBERS								
1601.1—FRONT SPRINGS								
16-5		3120-769-7598	G758-8329602 G740-7697598	WO-806909 WO-801244	8329602 7697598	BEARING, bushing type, silent block -----	2	ea
						BEARING, bushing type, shackle right (front end of right spring (2), front end left front spring (1)) (used on vehicles through serial no. 11440)	3	ea
		3120-769-7596	G740-7697596	WO-801245	7697596	BEARING, bushing type, shackle left (front end of front left spring) (used on vehicles through serial no. 11440)	1	ea
16-1,3			G758-8332928	WO-809807	8332928	BEARING, bushing type, spring shackle, RH thread (used on vehicles after serial no. 11440)	4	ea
16-3			G758-8329649	WO-118952	8329649	BOLT, center, front spring, $\frac{5}{16}$ -24NF-3 x 2% (superseded by BOLT 7371055) (M170)	2	ea
16-5	5305-737-5006	G740-7375006	WO-116715	7375006	BOLT, center, front spring, S, $\frac{5}{16}$ -24NF-3 x 2% (for 12 leaf) (superseded by BOLT 7371055)	2	ea
			G503-7371055	7371055	BOLT, center, w/NUT, assy, $\frac{5}{16}$ -24NF x 2% (supersedes BOLT 7375006 and 8329649, NUT 103025 and 120368)	2	ea
16-3	H1	H001-4167560	-----	103025	NUT, PLAIN, hex, It, s-fin, S, $\frac{5}{16}$ -24NF-2 (superseded by BOLT 7371055) (M170)	2	ea
16-5	H1	012-0368	11001-4167561	120368	NUT, plain, hex, reg, s-fin, S, $\frac{5}{16}$ -24NF-2 (superseded by BOLT 7371055) (M38A1)	2	ea
16-5				MAT-8215-25 MAT-2816-25 WO-120179	-----	BOLT, hex-hd, spec, S, $\frac{5}{16}$ -18NC x 2 $\frac{1}{2}$ (clip rebound)	12	ea
16-1	5305-174-4195	G758-8332529	WO-809236	8332529	BOLT, mach, hex-hd, S, cd- or zn-pltd, $\frac{1}{16}$ -20NF-3 x 3 (spring pivot)	2	ea
16-1	H1	044-2830	H101 0442830	442830	NUT, self-lkg, 5, cd- or zn-pltd, $\frac{1}{16}$ -20NF-2 (front spring attaching)	2	ea
16-3			G758-8333286	WO-808988	8333286	BOLT, "U", front spring (right spring over axle tube) (M170)	1	ea
			G503-7371061	WO-339372	7371061	NUT, PLAIN, sp, hex, $\frac{1}{16}$ -20NF-2 -----	2	ea
			H101-0131100	-----	131100	WASHER, lock, hv, S, cd- or zn-pltd, $\frac{1}{16}$ in	2	ea
16-3	H1	013-1100	G758-8333285	WO-A1097	8333285	BOLT, "U", front spring (left spring, over axle tube (2), right spring, over axle tube (1)) (M170)	3	ea
			G503-7371061	WO-339372	7371061	NUT, PLAIN, sp, hex, $\frac{1}{16}$ -20NF-2 -----	6	ea
			H101-0131100	-----	131100	WASHER, lock, hv, S, cd- or zn-pltd, $\frac{1}{16}$ in.....	6	ea
16-1			G758-8330509	WO-808460	8330509	BOLT, "U", right spring and left spring (over axle tube)....	3	ea
16-1			G758-8330510	WO-808461	8330510	BOLT, "U", right spring (over axle tube)	1	ea
16-1		5310-495-9542	G503-7371061	WO-339372	7371061	NUT, PLAIN, HEXAGON, $\frac{1}{16}$ -20NF-2.....	8	ea
16-1	H1	013-1100	H101-0131100	131100	WASHER, lock, hv, S, cd- or zn-pltd, $\frac{1}{16}$ in.....	8	ea

(1)	(2)	(3)	(4)	(5)	(6)	(7)	(8)	(9)
ILLUSTRATION NO.	REFERENCE SYMBOLS	FEDERAL STOCK NO.	ORDNANCE STOCK NO.	MFR'S PART NO.	ORDNANCE PART NO.	DESCRIPTION	QUANTITY INCORPORATED IN UNIT	UNIT OF ISSUE
						GROUP 16—SPRINGS AND SHOCK ABSORBERS		
						—Continued		
						1601.1 —FRONT SPRINGS—Continued		
16-3			G758-8333138	WO-810579	8333138	BOLT, "U", spring shackle, RH thread (used on M38A1 vehicles serial No. 11440) (M170)	2	ea
16-3					443342	NUT, LOCK, hex-hd, S, cd- or zn-pltd, $\frac{9}{16}$ -18NF (Huglock type)	4	ea
			G758-8329600	WO-805580	8329600	BUMPER, axle, front (superseded by BUMPER WO-802454)	2	ea
16-1				WO-802454	-----	BUMPER, axle, front (supersedes BUMPER 8329600)...		ea
16-1	H1	-----	H101-9409102	-----	9409102	BOLT, mach, hex-hd, w/spring LOCK WASHER, S, cd- or zn-pltd, $\frac{5}{16}$ -24NF-2 x $\frac{3}{4}$	4	ea
16-5				MAT-8215-23 WO-120184	-----	CLIP, rebound, front, intermediate -----	4	ea
			G758-8331235	WO-119944	8331235	CLIP, rebound, front, intermediate, assy (includes CLIP, BOLT, SPACER, and NUT)	4	ea
16-5				MAT-8215-24 WO-120185	-----	CLIP, rebound, front, large	4	ea
			G758-8331232	WO-119914	8331232	CLIP, rebound, front, large, assy (includes CLIP, BOLT, SPACER, and NUT)	4	ea
			G758-8329601	WO-806968	8329601	CLIP, rebound, front, assy (large) (includes CLIP, BOLT, SPACER, and NUT) (M170)	4	ea
16-5	-----			MAT-8215-22 WO-120183	-----	CLIP, rebound, front, small -----	4	ea
			G758-8331234	WO-119913	8331234	CLIP, rebound, front, small, assy (includes CLIP, BOLT, SPACER, and NUT)	4	ea
				WO-119962	-----	CLIP, rebound, front, small, assy (includes CLIP, BOLT, SPACER, and NUT) (M170)	4	ea
	H16	050-4208	H016-0504208	-----	504208	FITTING, lubr, hyd, type, S, cd- or zn-pltd, male thd, $\frac{1}{8}$ -27NPT (ball check valve) (used on vehicles through serial No. 11440)	4	ea
16-1,3	H16	050-4203	H016-0504203	-----	504203	FITTING, lubr, hyd, type 1, S, cd- or zn-pltd, $\frac{1}{4}$ -28NF, male (ball check valve) (used on vehicles after serial No. 11440)	4	ea
16-5				MAT-8215-26 MAT-8216-26 WO-120181	-----	NUT, hex, S, -18NC (clip rebound)	12	ea
16-1,3			G758-8333259	WO-810542	8333259	PLATE, side, spring shackle (used on vehicles after serial No. 11440)	2	ea

	----- G503-7735843	WO-A1252	7735843	RETAINER, shackle grease seal -----	4	ea
		MAT-8215-28		RIVET, button-hd, S (clip rebound) -----	12	ea
		MAT-8216-28				
		WO-120182				
012-4155	H001-0124155		124155	SCREW, CAP, HEXAGON-HEAD: low-carb-S, cd- or zn-pltd, * -20UNF-2A x 3 (spring pivot)	2	ea
5330-769-7602	G740-7697602	WO-801045	7697602	SEAL, grease, shackle	4	ea
-----	G758-8333287	WO-811890	8333287	SEAL, spring, shackle (ru) (use on vehicles after serial No. 11440) (M170)	4	ea
2510-769-7601	G740-7697601	WO-800821	7697601	SEAT, spring clip, front left, w /SHAFT (welded) (includes SHAFT and WASHER) (M38A1)	1	ea
		WO-808709		SEAT, spring clip, front left, w /SHAFT (welded) (includes SHAFT and WASHER) (M170)	1	ea
2510-769-7600	G740-7697600	WO-800823	7697600	SEAT, spring clip, front right, w /SHAFT (welded) (includes SHAFT and WASHER) (M38A1)	1	ea
		WO-808710		SEAT, spring clip, front right, w /SHAFT (welded) (includes SHAFT and WASHER) (M170)	1	ea
2510-737-1090	G503-7371090	WO-A513	7371090	SHACKLE, front, left spring, LH thd (front end left front spring) (used on vehicles through serial no. 11440)	1	ea
2510-773-5833	G503-7735833	WO-A514	7735833	SHACKLE, front, right spring, RH thd (front end right front spring) (used on vehicles through serial no. 11440)	1	ea
		MAT-8215-27	-----	SPACER, clip, rebound	12	ea
		MAT-8216-27				
		WO-120180				
	G758-8329978	WO-802825	8329978	SPRING, front, assy (9 leaf) (superseded by SPRING WO-907818) (M170)	2	ea
		WO-907818	-----	SPRING, front, assy (9 leaf) (supersedes SPRING 8329978) (M170)	2	ea
				Composed of:		
			8329649	1 BOLT		
			8329601	2 CLIP (large)		
		WO-119962	-----	2 CLIP (small)		
		WO-120816	-----	1 LEAF no. 1, 39.25 (between eye centers)		
		WO-120817	- -	1 LEAF no. 2, 39.25 (between eye centers)		
		WO-119722	-----	1 LEAF no. 3, 34.50		
		WO-119723	-----	1 LEAF no. 4, 30.0		
		WO-119724	-----	1 LEAF no. 5, 26.0		
		WO-119725	-----	1 LEAF no. 6, 22.0		
		WO-119726	-----	1 LEAF no. 7, 18.25		
		WO-119727	-----	1 LEAF no. 8, 14.0		
		WO-119728	-----	1 LEAF no. 9, 10.0		
			103025	1 NUT		

(1)	(2)	(3)	(4)	(5)	(6)	(7)	(8)	(9)
ILLUSTRATION NO.	REFERENCE SYMBOLS	FEDERAL STOCK NO.	ORDNANCE STOCK NO.	MFR'S PART NO.	ORDNANCE PART NO.	DESCRIPTION	QUANTITY INCORPORATED IN UNIT	UNIT OF ISSUE
						GROUP 16—SPRINGS AND SHOCK ABSORBERS —Continued		
						1601.1 —FRONT SPRINGS—Continued		
16-5			G758-8330507	MAT-8215 WO-808458	8330507	SPRING, front, assy (12 leaf) (M38A1) ----- Composed of: 1 BOLT 2 CLIP, intermediate 2 CLIP, large 2 CLIP, small	2	ea
16-5				MAT-8215-1 WO-119898	-----	1 LEAF, no. 1, 39.62 (between eye centers)		
16-5				MAT-8215-2 WO-119899	1 LEAF, no. 2, 39.38 (between eye centers)		
16-5				MAT-8215-3 WO-119900	1 LEAF, no. 3, 37.25		
16-5				MAT-8215-4 WO-119901	-----	1 LEAF, no. 4, 34.38		
16-5				MAT-8215-5 WO-119902	-----	1 LEAF, no. 5, 29.88		
16-5				MAT-8215-6 WO-119903	-----	1 LEAF, no. 6, 28.00		
16-5				MAT-8215-7 WO-119904	-----	1 LEAF, no. 7, 25.88		
16-5				MAT-8215-8 WO-119905	-----	1 LEAF, no. 8, 21.88		
16-5				MAT-8215-9 WO-119906	-----	1 LEAF, no. 9, 20.00		
16-5				MAT-8215-10 WO-119907	-----	1 LEAF, no. 10, 18.25		
16-5				MAT-8215-11 WO-119908	1 LEAF, no. 11, 14.00		
16-5				MAT-8215-12 WO-119909	-----	1 LEAF, no. 12, 10.00		
16-5					120368	1 NUT		
16-1			G758-8333767	WO-808467	8333767	SPRING, front, w/BEARING, assy (M38A1) -----	2	ea
			G758-8333019	WO-802954	8333019	SPRING, front, w/BEARING, assy (superseded by SPRING WO-907838) (M170)	2	ea
				WO-907838	-----	SPRING, front, w/BEARING, assy (supersedes SPRING 8333019)	2	ea

						1601.3—REAR SPRINGS		
		3120-769-7598	G740-7697598	WO-801244	7697598	BEARING, bushing type, shackle, right (rear end left rear spring (2), rear end right rear spring (1)) (used on vehicles through serial no. 11440)	3	ea
		3120-769-7596	G740-7697596	WO-801245	7697596	BEARING, bushing type, shackle, left (rear end right rear spring) (used on vehicles through serial no. 11440)	1	ea
16-2,6			G758-8329602	WO-806909	8329602	BEARING, bushing type, silent block	2	ea
16-1,2,4			G758-8332928	WO-809807	8332928	BEARING, bushing type, spring shackle, RH thread (rear end, left and right rear spring) (used on vehicles after serial no. 11440)	4	ea
			G740-7375006	WO-116715	7375006	BOLT, center, rear spring, $\frac{5}{16}$ - 24NF-3 x 2% (superseded by BOLT 7371055) (M170)	2	ea
	H1	010-3025	H001-4167560		103025	NUT, plain, hex, It, s-fin, S, $\frac{5}{16}$ - 24NF-2 (superseded by BOLT 7371055)	2	ea
16-6			G758-8331239	WO-119935	8331239	BOLT, center, rear spring, S, $\frac{5}{16}$ - 24NF-3 x 3N (for 13 leaf) (superseded by BOLT 7371055) (M38A1)	2	ea
16-6	H1	012-0368	H001-4167561		120368	NUT, plain, hex, reg, s-fin , $\frac{5}{16}$ - 24NF-2 (superseded by BOLT 7371055)	2	ea
16-4			G503-7371055	WO-116716	7371055	BOLT, center, rear spring, w /NUT, assy, 24NF x 2% (supersedes BOLT 7375006, 8331239, NUT 120368, 103025) (M170)	2	ea
16-2	H1	044-2830	G758-8332529 H101-0442830	WO-809236	8332529 442830	BOLT, MACH, hex-hd , S, cd- or zn-pltd , $\frac{1}{4}$ - 20NF-3 x 3 NUT, self-lkg, hex, S, cd- or zn-pltd , $\frac{1}{16}$ - 20NF-2 (rear spring attaching)	2 2	ea ea
16-6				MAT-8216-25 MAT-8215-25 WO-120179	BOLT, hex-hd, spec, S, $\frac{5}{16}$ - 18NC x 2 (clip rebound).....	12	ea
16-2			G758-8330511	WO-808462	8330511	BOLT, "U" (M38A1).....	4	ea
16-2		5310-495-9542	G503-7371061	WO-339372	7371061	NUT, PLAIN, hex, $\frac{1}{16}$ - 20NF-2	8	ea
16-2	H1	013-1100	H101-0131100	131100	WASHER, lock, hv, S, cd- or zn-pltd , $\frac{1}{4}$ in.....	8	ea
16-4			G740-7375005	WO-642987	7375005	BOLT, "U" (M170).....	4	ea
	H1	013-1100	G503-7371061	WO-339372	7371061	NUT, sp , hex, $\frac{1}{16}$ - 20NF-2	8	ea
16-4			H101-0131100	131100	WASHER, lock, hv, S, cd- or zn-pltd , $\frac{1}{4}$ in.....	8	ea
			G758-8333138	WO-810579	8333138	BOLT, "U", spring shackle, RH thread (used on M38A1 vehicles after serial no. 11440) (M170)	2	ea
16-4					443342	NUT, lock hex-hd, S, cd- or zn-pltd , $\frac{5}{16}$ - 18NF ("Hug-lock" type)	4	ea
			G758-8329600	WO-805580	8329600	BUMPER, axle, rear (superseded by BUMPER WO-802454)	2	ea
16-2				WO-802454	BUMPER, axle, rear (supersedes BUMPER 8329600)	2	ea
16-2	H1	H101-9409102	9409102	BOLT, mach, assembled washer, hex-hd, split lock washer, S, cd- or zn-pltd , $\frac{5}{16}$ - 24UNF-2A x % (rear axle bumper)	4	ea
16-2	H1	012-0368	H001-4167561	120368	NUT, plain, hex, reg, s-fin, $\frac{5}{16}$ - 24NF-2 (rear axle bumper)	4	ea

(1)	(2)	(3)	(4)	(5)	(6)	(7)	(8)	(9)
ILLUSTRATION NO.	REFERENCE SYMBOLS	FEDERAL STOCK NO.	ORDNANCE STOCK NO.	MFR'S PART NO.	ORDNANCE PART NO.	DESCRIPTION	QUANTITY INCORPORATED IN UNIT	UNIT OF ISSUE
GROUP 16—SPRINGS AND SHOCK ABSORBERS								
—Continued								
1601.3—REAR SPRINGS—Continued								
16-6				MAT-8216-23 WO-120187	-----	CLIP, rebound, rear, intermediate -----	4	ea
			G758-8331238	WO-119945	8331238	CLIP, rebound, rear, intermediate, assy (includes CLIP, BOLT, SPACER, and NUT)	4	ea
16-6				MAT-8216 24 WO-120188	CLIP, rebound, rear, large	4	ea
			G758-8331236	WO-119934	8331236	CLIP, rebound, rear, large, assy (includes CLIP, BOLT, SPACER, and NUT) (M38A1)	4	ea
			G758-8329603	WO-806969		CLIP, rebound, rear, large, assy (includes CLIP, BOLT, SPACER, and NUT) (M170)	4	ea
			G758-8331237	WO-119933	8331237	CLIP, rebound, rear, small, assy (includes CLIP, BOLT, SPACER, and NUT) (M38A1)	4	ea
				WO-119963	-----	CLIP, rebound, rear, small assy (includes CLIP, BOLT, SPACER, and NUT) (M170)	4	ea
16-6				MAT-8216-22 WO-120186	-----	CLIP, rebound, rear, small	4	ea
	H16	050-4208	H016 0504208	504208	FITTING, LUBRICATION, hyd, surface, check, stght, 1/8-27NPTF short male (ball check valve) (used on vehicles through serial No. 11440)	4	ea
16-2,4	H16	050-4203	11016-0504203	-----	504203	FITTING, LUBRICATION, hyd, stght, 1/4-28NF, male (ball check valve) (used on vehicles after serial No. 11440)	4	ea
16-6				MAT-8216-26 MAT-8215-26 WO-120181		NUT, hex, S, e-18NC (clip rebound) -----	12	ea
				WO-808707	-----	PLATE, left spring clip, w/SHAFT (welded) (includes SHAFT and WASHER) (M170)	1	ea
		2510-737-5001	G740-7375001	WO-801736	7375001	PLATE, right spring clip, w/SHAFT (welded) (includes SHAFT and WASHER) (M38A1)	1	ea
16-2,4		-----	G758-8333259	WO-810542	8333259	PLATE, side, spring shackle (used on vehicles after serial No. 11440)	2	ea
16-2	-----	2510-778-5843	G503--7735843	WO-A1252	7735843	RETAINER, grease seal, shackle	4	ea
16-6				MAT-8215-28 MAT-8216-28 WO-120182	RIVET, button-hd, S (clip rebound) -----	12	ea
16-2	H1	012-4155	H101 0124155	124155	SCREW, CAP, HEXAGON-HEAD, low-carbon-S, cd-or zn-pltd, 1/16-20UNF-2A x 3 (spring pivot)	2	ea

16-2	5330-769-7602	G740-7697602	WO-801045	7697602	SEAL, grease, shackle	4	ea
16-2,4		G758-8333287	WO-811890	8333287	SEAL, spring shackle (ru' (used on vehicles after serial No. 11440)	4	ea
16-2			WO-801735	7375000	SEAT, left spring clip, w/SHAFT (welded) (includes SHAFT and WASHER) (M38A1)	1	ea
16-4			WO-808708		SEAT, right spring clip, w ;SHAFT (welded) (includes SHAFT and WASHER) (M170)	1	ea
	2510-737-1090	G503-7371090	WO-A513	7371090	SHACKLE, rear, left spring, LH thd (rear end, rear right spring) (used on vehicles through serial No. 11440)	1	ea
	2510-773-5833	G503-7735833	WO-A514	7735833	SHACKLE, rear, left spring, RH thd (rear end, rear left spring) (used on vehicles through serial No. 11440)	1	ea
16-6			MAT-8215-27		SPACER, clip, rebound	12	ea
			MAT-8216-27				
			WO-120180				
16-6		G758-8330508	MAT-8216	8330508	SPRING, rear, assy (13 leaves) (M38A1)	2	ea
			WO-808459		Composed of:		
				8331239	1 BOLT		
				8331236	2 CLIP (large)		
				8331237	2 CLIP (small)		
				8331238	2 CLIP (intermediate)		
16-6			MAT-8216-1		1 LEAF, No. 1, 46.12 (between eye centers)		
			WO-119920				
16-6			MAT-8216-2		1 LEAF, No. 2, 45.88 (between eye centers)		
			WO-119921				
16-6			MAT-8216-3		1 LEAF, No. 3, 43.50		
			WO-119922				
16-6			MAT-8216-4		1 LEAF, No. 4, 36.00		
			WO-119923				
16-6			MAT-8216-5		1 LEAF, No. 5, 36.00		
			WO-119924				
16-6			MAT-8216-6		1 LEAF, No. 6, 34.00		
			WO-119925				
16-6			MAT-8216-7		1 LEAF, No. 7, 32.00		
			WO-119926				
16-6			MAT-8216-8		1 LEAF, No. 8, 28.00		
			WO-119927				
16-6			MAT-8216-9		1 LEAF, No. 9, 24.50		
			WO-119928				
16-6			MAT-8216-10		1 LEAF, No. 10, 21.00		
			WO-119929				
16-6			MAT-8216-11		1 LEAF, No. 11, 17.31		
			WO-119930				
16-6			MAT-8216-12		1 LEAF, No. 12, 14.00		
			WO-119931				
16-6			MAT-8216-13		1 LEAF, No. 13, 10.50		
			WO-119932				
				120368	1 NUT		

(1)	(2)	(3)	(4)	(5)	(6)	(7)	(8)	(9)
ILLUSTRATION NO.	REFERENCE SYMBOLS	FEDERAL STOCK NO.	ORDNANCE STOCK NO.	MFR'S PART NO.	ORDNANCE PART NO.	DESCRIPTION	QUANTITY INCORPORATED IN UNIT	UNIT OF ISSUE
						GROUP 16—SPRINGS AND SHOCK ABSORBERS —Continued		
						1601.3—REAR SPRINGS—Continued		
16-4				WO-808910	-----	SPRING, rear, assy (11 leaf) (M170)	2	ea
					7375006	Composed of:		
				WO-806969	-----	1 BOLT		
				WO-119963	-----	2 CLIP		
				WO-120831	-----	-- 2 CLIP		
				WO-120832	-----	-- 1 LEAF, No. 1, 46.0 (between eye centers)		
				WO-119710	-----	-- 1 LEAF, No. 2, 46.0 (between eye centers)		
				WO-119711	-----	-- 1 LEAF, No. 3, 41.0		
				WO-119712	-----	-- 1 LEAF, No. 4, 36.0		
				WO-119714	-----	-- 1 LEAF, No. 5, 32.0		
				WO-119715	-----	-- 1 LEAF, No. 6, 28.0		
				WO-119716	-----	-- 1 LEAF, No. 7, 24.50		
				WO-119717	-----	-- 1 LEAF, No. 8, 21.0		
				WO-119718	-----	1 LEAF, No. 9, 17.5		
				WO-119719	-----	-- 1 LEAF, No. 10, 14.0		
					103025	-- 1 LEAF, No. 11, 10.5		
						1 NUT		
16-2			G758-8333800	WO-808466	8333800	SPRING, rear, w; BEARING, assy (M38A1) -----	2	ea
			G758-8333288	WO-808906	8333288	SPRING, rear, w/BEARING, assy (M170)	2	ea
						1604.1—SHOCK ABSORBERS		
16-1			G758-8330512	MAE-18302	8330512	ABSORBER, shock, front, assy (Monroe) (M38A1) ---	2	ea
				WO-808450				
16-3			G758-8333289	WO-809149	8333289	ABSORBER, shock, front, assy (Monroe) (M170) -----	2	ea
16-2			G758-8330513	MAE-18303	8330513	ABSORBER, shock, rear, assy (Monroe) (M38A1)	2	ea
				WO-808451				
16-4			G758-8333290	WO-809161	8333290	ABSORBER, shock, rear, assy (Monroe) (M170) -----	2	ea
16-1, 2	-----	3120-734-3032	G503-7343032	WO-637936	7343032	BUSHING, mtg pin (ru) -----	16	ea
16-1, 2	H1	044-2830	H101-0442830	-----	442830	NUT, self-lkg, hex, S, cd- or zn-pltd, 1/16-20NF -----	8	ea
16-1, 2	H1	012-0389	H001-7045621	-----	120389	WASHER, FLAT, 1/2 ID, 1% OD, 0.083 thk -----	8	ea
						1605—STABILIZER BARS (M170)		
16-7				WO-808678	-----	BAR, stabilizer, front.....	1	ea
16-7				WO-811913	BAR, stabilizer, front, assy (complete)	1	ea
						Composed of:		

23

68

16-8					8333291	1 BAR, w/BUSHING		
16-8					8333297	4 BUSHING		
					8333298	2 LINK		
					125348	2 NUT		
					121224	2 PIN		
					8333425	4 RETAINER		
				WO-808699		BAR, stabilizer, rear	1	ea
				WO-811914		BAR, stabilizer, rear, assy (complete)	1	ea
						Composed of:		
					8333292	1 BAR w/BUSHING		
					8333297	4 BUSHING		
					8333299	2 LINK		
					125348	2 NUT		
					121224	2 PIN		
					8333425	4 RETAINER		
				G758-8333291	WO-808672	BAR, stabilizer, w/BUSHING, assy (front)	1	ea
						Composed of:		
						1 BAR		
						2 BUSHING		
				G758-8333292	WO-808693	BAR, stabilizer, w/BUSHING, assy (rear)	1	ea
						Composed of:		
						1 BAR		
						2 BUSHING		
				G758-8333294	WO-808714	BRACKET, stabilizer mounting bar (front and rear)	4	ea
16-7,8								
16-7,8	H1	012-3567	H001-5422921		8333294	BOLT, mach, hex-hd, S, cd- or zn-pltd, 1/8-20NF-3 x 1	8	ea
					123567	(mounting bracket to frame (4), mounting bracket to support bracket (4))	8	ea
16-7,8	H1	012-0370	H001-4167641		120370	NUT, PLAIN, hex, lt, s-fin, S, cd- or zn-pltd, 74-20NF-2	8	ea
16-7,8	H1	5310-012-0383	H001-7025771		120383	WASHER, LOCK, med, S, cd- or zn-pltd, 1/16 in.	8	ea
16-8			G758-8333293	WO-811545	8333293	BRACKET, stabilizer support (rear)	2	ea
16-8	H1	012-3567	H001-5422921		123567	BOLT, mach, hex-hd, S, cd- or zn-pltd, -20NF-2 x 1	6	ea
16-8	H1	012-0370	H001-4167641		120370	NUT, PLAIN, hex, lt, s-fin, S, cd- or zn-pltd, 74-20NF-2	6	ea
16-8	H1	5310-012-0383	H001-7025771		120383	WASHER, LOCK, med, S, cd- or zn-pltd, 1/16 in. (support bracket to frame side rail)	6	ea
16-7,8			G758-8333296	WO-808703	8333296	BUSHING, RUBBER, stabilizer link	4	ea
16-7,8			G758-8333297	WO-642943	8333297	BUSHING, RUBBER, stabilizer link	8	ea
16-7,8			G758-8333295	WO-808668	8333295	BUSHING, stabilizer	4	ea
16-7			G758-8333298	WO-808716	8333298	LINK, stabilizer (front)	2	ea
16-7	Hi	012-5348	H101-0125348		125348	NUT, SLOTTED, HEXAGON, lt, thk, s-fin, S, cd- or zn-pltd, 3/8-24NF-2	2	ea
16-7	H1	012-1224	H101-0121224		121224	PIN, COTTER, split, S, pltd, 1/32 x 1 (stabilizer link to stabilizer bar)	2	ea
	H1	013-7185	H001-4417731		137185	PIN, COTTER, split, S, cd- or zn-pltd, 1/8 x 1	2	ea
16-7	H1	5310-013-1016	H001-7043861		131016	WASHER, FLAT, SAE, std, S, cd- or zn-pltd, 214 ID, 1 1/4 OD, 1/2 thk (stabilizer link to shaft)	2	ea

(1) ILLUSTRATION NO.	(2) REFER- ENCE SYMBOLS	(3) FEDERAL STOCK NO.	(4) ORDNANCE STOCK NO.	(5) MFR'S PART NO.	(6) ORDNANCE PART NO.	(7) DESCRIPTION	(8) QUANTITY INCOR- PORATED IN UNIT	(9) UNIT OF ISSUE
GROUP 16—SPRINGS AND SHOCK ASSEMBLIES								
—Continued								
1605—STABILIZER BARS (M170)—Continued								
16-8			G758-8333299	WO-808717	8333299	LINK, stabilizer (rear) -----	2	ea
16-8	H1	012-5348	11101-0125348	-----	125348	NUT, SLOTTED, HEXAGON, 1/2 thk, s-fin, S, cd- or zn-pltd, 3/8-24NF-2	2	ea
16-8	H1	012-1224	11101-0121224	-----	121224	PIN, COTTER, split, S, pltd, 3/8 x 1 (stabilizer link to stabilizer bar)	2	ea
	H1	013-7185	11001-4417731	-----	137185	PIN, COTTER, split, S, cd- or zn-pltd, 1/4 x 1 (stabili- zer link to shaft)	2	ea
16-8	H1	5310-013-1016	H001-7043861	-----	131016	WASHER, FLAT, SAE, std, S, cd- or zn-pltd, 2 1/2 ID, 1 1/8 OD, 3/16 thk (stabilizer link to shaft)	2	ea
16-7,8	-----			WO-808713	-----	PLATE, mounting bracket -----	4	ea
16-7,8	-----		G758-8333425	WO-642944	8333425	RETAINER, cushion -----	8	ea
GROUP 17—FENDERS AND HOOD								
1701—FENDERS AND APRONS								
				WO-680403	8393198	ANTI-SQUEAK, 1 1/2 wide, 15.94 lg, 1/16 thk (fender to body side panel)	2	ea
				WO-680001	8677609	APRON, splash, left front fender -----	1	ea
				WO-680002	-----	APRON, splash, right front fender -----	1	ea
				WO-680125	-----	BRACE, fender, front (used on vehicles thru serial No. 60406)	2	ea
				WO-684285	-----	BRACE, fender, front (used on vehicles after serial No. 60406)	2	ea
			G758-8328417	WO-680475	8328417	BRACE, left fender, front, w/weld NUTS, assy (used on vehicles up to serial No. 60406)	1	ea
				WO-684501	-----	BRACE, left fender, front, w/weld NUTS (used on vehicles after serial No. 60406)	1	ea
			G758-8328418	WO-680466	8328418	BRACE, right fender, front, assy -----	1	ea
	III	-----	H101-9409115	-----	9409115	BOLT, assembled, washer, hex-hd, split lock washer, S, cd- or zn-pltd, 3/8-24UNF-2A x 1	4	ea
	H1	5310-012-0388	H001-7045591	-----	120388	WASHER, flat, S, cd- or zn-pltd, 1/16 ID, 1 OD, 0.083 thk	4	ea
				WO-677927	-----	FENDER, front, left, w/NUTS and RETAINERS assy (superseded by FENDER WO-688231) (used on vehicles through serial No. 73455) (M38A1)	1	ea

4

18-1, 2, 3

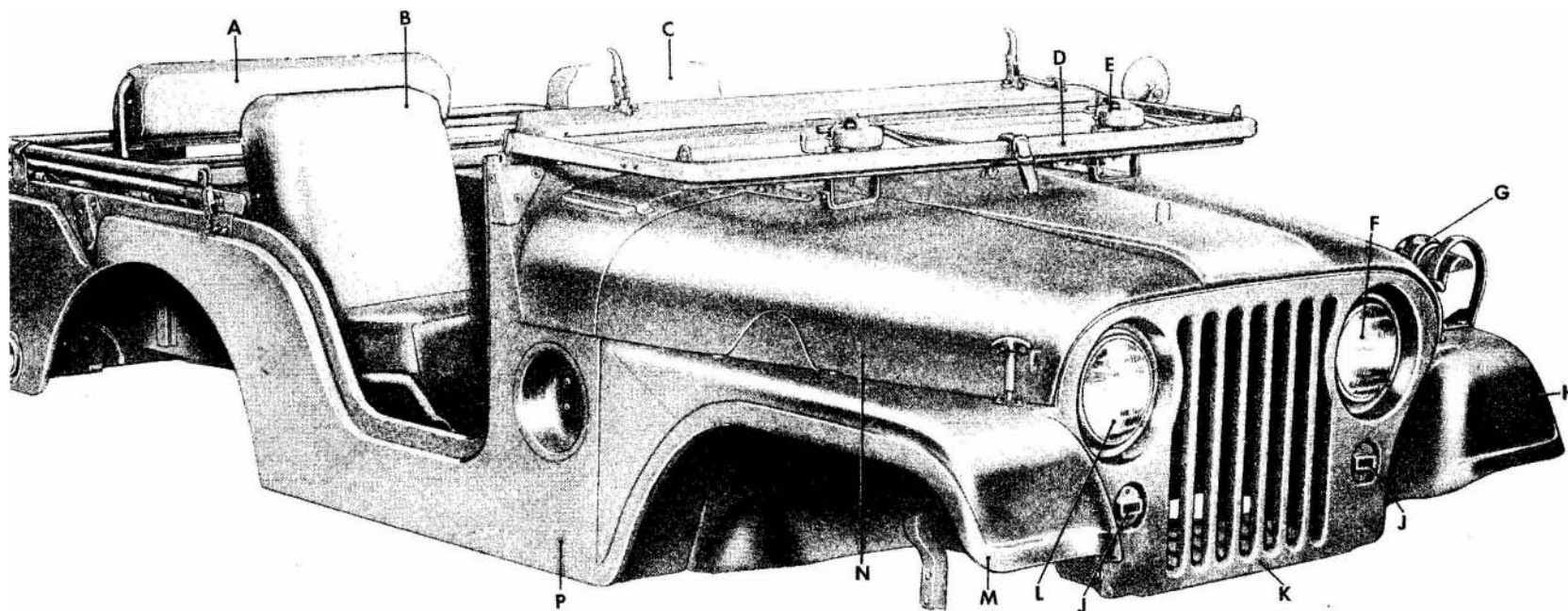
18-1, 2, 3

0-1

				WO-688231		FENDER, front, left, w/NUTS and RETAINERS, assy (supersedes FENDER WO-677927) (used on M38A1 after serial No. 73455 and at start on M170 production)	1	ea
			G758-8328420	WO-680455	8328420	FENDER, front, left, w/weld NUTS, assy (welded) (complete) (superseded by FENDER WO-684565) (used on vehicle through serial No. 60406) (M38A1)	1	ea
				WO-684565	-----	FENDER, front, left, w/weld NUTS (welded) (complete) (supersedes FENDER 8328420) (superseded by FENDER WO-688233) (used on vehicles after serial No. 60406) (M38A1)	1	ea
				WO-688233	-----	FENDER, front, left, w/weld NUTS, assy (welded) (complete) (supersedes FENDER WO-684565) (used on M38A1 after serial No. 73456 and at start on M170 production)	1	ea
				WO-677928		FENDER, front, right, w/NUTS and RETAINERS, assy (superseded by FENDER WO-688232) (used on vehicles through serial No. 73455) (M38A1)	1	ea
				WO-688232	-----	FENDER, front, right, w/NUTS and RETAINERS, assy (used on M38A1 after serial No. 73455 and at start on M170 production (supersedes FENDER WO 677928)	1	ea
			G758-8328421	WO-680456	8328421	FENDER, front, right, w/weld NUTS, assy (welded) (complete) (superseded by FENDER WO-684566) (used on vehicles through serial No. 60406) (M38A1)	1	ea
				WO-684566	-----	FENDER, front, right, w/weld NUTS, assy (welded) (complete) (supersedes FENDER 8328421) (superseded by FENDER WO-688234) (M38A1)	1	ea
				WO-688234	-----	FENDER, front, right, w/weld NUTS, assy (welded) (complete) (used on M38A1 after serial No. 73456 and at start on M170 production (supersedes FENDER WO-684566)	1	ea
		5305-737-2886	G740-7372886	WO-673468	7372886	SCREW, int-teeth lock washer, hex-hd, S, cd- or zn-pltd, $\frac{1}{8}$ -18NC x $\frac{1}{4}$	8	ea
				WO-A2891	8393066	FILLER, front fender brace (used on vehicles through serial No. 60406)	2	ea
				ONB-SN2716 WO-680445	-----	NUT, weld, S, $\frac{5}{16}$ -18NC (left front fender (6) right front fender (1) engines up to serial No. 29295 left front fender (4) right front fender (3) (used on engines after serial No. 29295)	14	ea
				ONB-SN1610 WO-674898	8677317	NUT, weld, S, No. 10-24NC (left front fender) -----	1	ea
				WO-663858	-----	NUT, weld, S, $\frac{1}{4}$ -20NC (left front fender brace) -----	2	ea
				ONB-SN2113 WO-674350	-----	NUT, weld, S, $\frac{1}{4}$ -20NC (left front fender (2), right front fender (2))	4	ea
				WO-682169	-----	REINFORCEMENT, front fender rear corner, left and right	2	ea

(1) ILLUSTRATION NO.	(2) REFER- ENCE SYMBOLS	(3) FEDERAL STOCK NO.	(4) ORDNANCE STOCK NO.	(5) MFR'S PART NO.	(8) ORDNANCE PART NO.	(7) DESCRIPTION	(8) QUANTITY IN- COR- RECTED D. UNIT	(9) UNIT OF ISSUE
						GROUP 17—FENDERS AND HOOD—Continued		
						1701—FENDERS AND APRONS—Continued		
				WO-A3098	-----	REINFORCEMENT , front fender brace, left and right (used on vehicles through serial No. 60406)	2	ea
				WO-683517	-----	REINFORCEMENT (front fender brace, left)	1	ea
				WO-683518	-----	REINFORCEMENT, front fender brace, right (used on vehicles after serial No. 60406)	1	ea
		2510-769-7548	G740-7697548	WO-A3549	7697548	RETAINER, sq-nut, 5/16 in. (right front fender to radiator guards (2) left front fender radiator guards (2))	4	ea
	H1	012-0399	H001-4139781	-----	120399	NUT, mach screw, sq, S, cd- or zn-pltd, 1/4 -18NC-2	4	ea
						1703—HOOD		
	H1	G758-8328461 H101-0271172	WO-680577	8328461 271172	BOLT, "U", hood catch, S, cd- or zn-pltd, 1/4-20NC..... NUT, hex, ext-teeth lock washer, S, cd- or zn-pltd,	1 2	ea ea
	H1	2510-769-7483	G740-7697483 H101-0191985	WO-673436	7697483 191985	1/4-20NC-2B BRACKET, catch -----	2	ea
						SCREW, ext-teeth-lock washer, cross-recess-pan-hd, S, cd- or zn-pltd, 1/4-20NC-2 x	4	ea
				WO-681233	8677400	BRACKET, support, shovel blade retainer -----	1	ea
				WO-681263	8393226	BRACKET, support, shovel blade retainer (panel reinforcement)	1	ea
	H1	2510-769-7487	G740-7697487 H101-9409106	WO-673631	7697487 9409106	CATCH -----	2	ea
						BOLT, machine, assembled washer, hex-hd, split lock washer, S, cd- or zn-pltd, 1/4-20UNC 2 x 1/2	4	ea
	H1	G758-8328469 H101-0454783	WO-680664	8328469 454783	COVER, breather tube opening (panel, right side)..... SCREW, assembled washer, cross-recess-pan-hd, int-teeth-lock washer, header-pt, S, cd- or zn-pltd, No. 10, (0.190)-24NC-2A x 1/2	1 2	ea ea
						HINGE, left, w/PIN, assy (half) -----	1	ea
						HINGE, right, w/PIN, assy (half) -----	1	ea
						SCREW, assembled washer, hex-hd, int-teeth lock washer, header-pt, S, cd- or zn-pltd, 5/16-18UNC-2A x % (superseded by SCREW 425388)	6	ea
	H1	G758-8328470 G758-8328471 G740-7697440 H101-0425388	WO-680935 WO-680936 WO-673597	8328470 8328471 7697440	SCREW, int-teeth-lock washer, hex-hd, header-pt, S, cd- or zn-pltd, 5/16-18NC-2 x % (supersedes SCREW 7697440)	6	ea
				WO-680457	8677598	HOOD, w/weld NUTS, assy (welded) (complete).. -----	1	ea
			G758-8328472	WO-680475	8328472	HOOD, assy (painted) -----	1	ea


H2	-----	H002-7697591	-----	7697591	LOOP, footman (windshield hold-down, panel) -----	1	ea
H1	015-5937	H101-0155937	-----	155937	BOLT, machine, cross-recess fl-hd, S, cd- or zn-pltd, No. 10 (0.190)-24NC-2 x	2	ea
			ONB-SN2113	8676969	NUT, weld, S, $\frac{1}{4}$ 20NC (panel)	4	ea
			WO-674350				
			ONB -SN-1610	8677317	NUT, weld, S, No. 10-24NC (panel (2), reinforcement (2))	4	ea
			WO-674898				
			ONB-SN-2716	-----	NUT, weld, S, $\frac{1}{16}$ -18NC (panel reinforcement, rear) -	6	ea
			WO-680445				
			WO-680270	-----	REINFORCEMENT, panel, front	1	ea
			WO 680994	8393205	REINFORCEMENT, w /weld NUTS, assy (footman loop)	1	ea
			WO-680293	REINFORCEMENT, w/weld NUTS, assy (panel, rear)	1	ea



KEY ITEM	PART NO	GROUP	KEY ITEM	PART NO	GROUP
A--SEAT, ASSY	7697535	1806	H-FENDER	WO-688233	1701
B-SEAT, ASSY	7697534	1806	J-LIGHT, ASSY	7723899	0609.1
C-SEAT, ASSY	8328489	1806	K-GUARD, ASSY	WO-684569	2101
D-WINDSHIELD, ASSY	8332065	1804	I-LIGHT, ASSY	7760504	0609.1
E-MOTOR ASSY	500844	2202	M-FENDER	WO-688234	1701
F-LIGHT, ASSY	8673513	0609.1	N-HOOD	8328472	1703
G-LIGHT, ASSY	7760505	0609.1	P--BODY, ASSY	WO-680637	1800

RA PD 367182


Figure 18-1. Body—right front view



KEY ITEM	PART NO	GROUP	KEY ITEM	PART NO	GROUP
A—CUSHION	WO-691552	1806	E—FENDER	WO-688234	1701
B—SEAT	WO-691551	1806	F—BODY	WO-685901	1800
C—WINDSHIELD	WO-683937	1804	G—SUPPORT	WO-685380	1504
D—FENDER	WO-688233	1701			

RA PD 367184

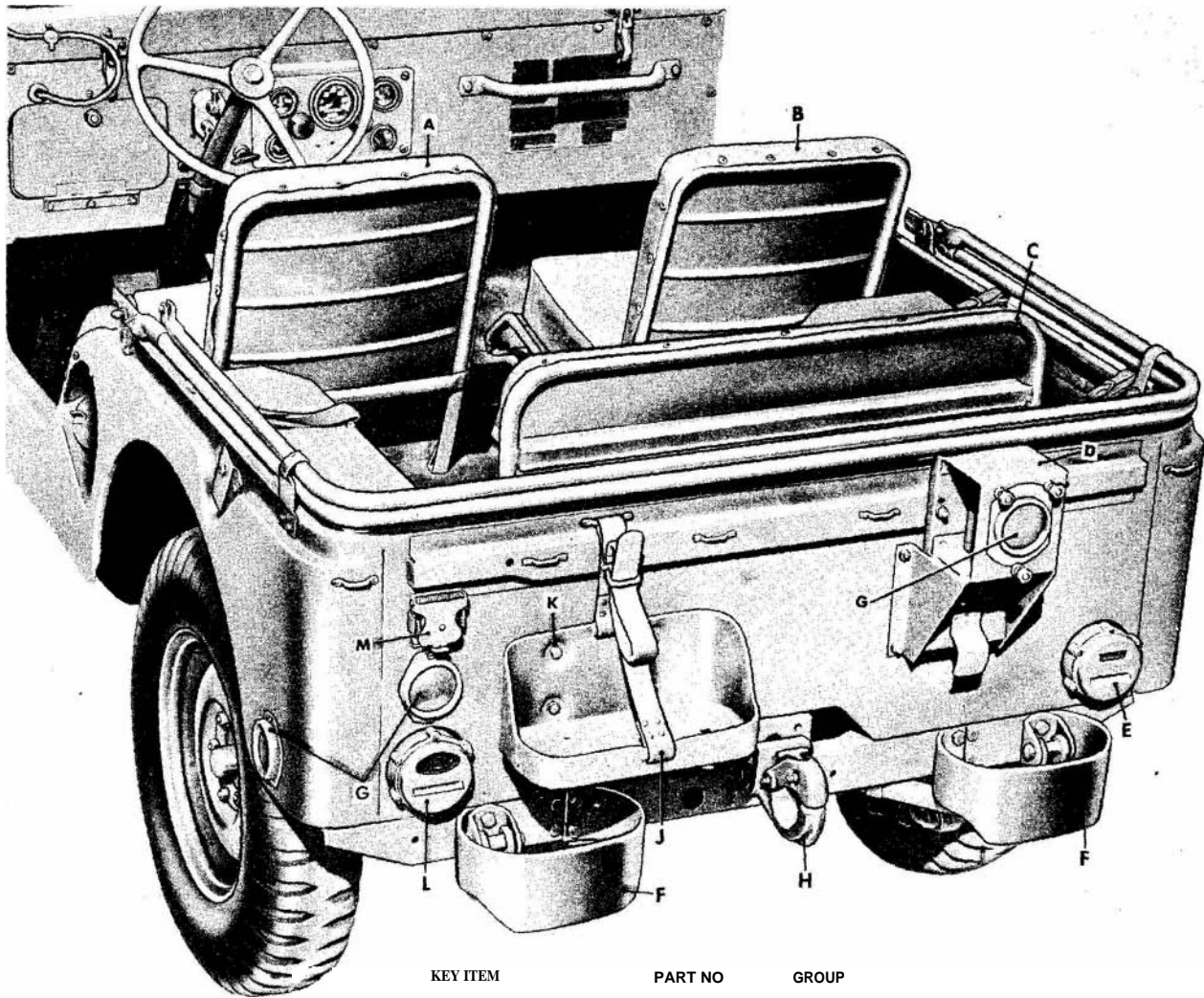
Figure 18-2. Body—right front view w/spare wheel carrier (M170)



KEY ITEM	PART NO	GROUP	KEY ITEM	PART NO	GROUP
A—CUSHION	WO-691552	1806	D—FENDER	WO-688233	1701
B—SEAT	WO-691551	1806	E—FENDER	WO-688234	1701
C— WINDSHIELD	WO-683937	1804	F—BODY	WO-685901	1800

RA PD 367168


Figure 18-3. Body—right front view w/o spare wheel carrier (M170)



KEY ITEM	PART NO	GROUP
A—SEAT, ASSY	8328489	1806
B—SEAT, ASSY	769/534	1806
C—SEAT, ASSY	7697535	1806
D—BRACKET, ASSY	WO-689016	1504
E—LIGHT, ASSY	7760506	0609,1
F—BUMPERETTE	7372819	2101
G—REFLECTOR	506101	2202
H—PINTLE, ASSY	7073209	1503
J—STRAP, ASSY	7698489	1808
K—BRACKET, ASSY	7375163	1808
L—LIGHT, ASSY	7760507	0609,1
M—COVER, ASSY	7731428	0617

RA PD 367248

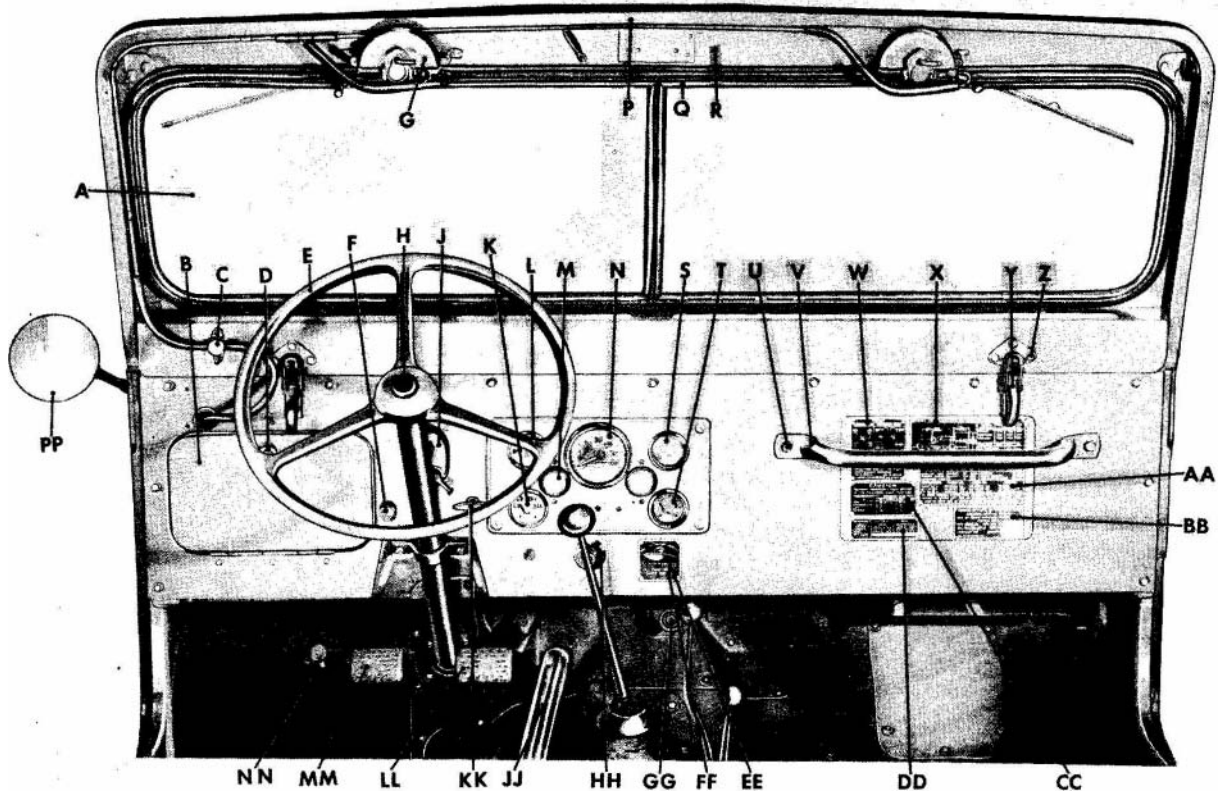
Figure 18-4• Body—rear view



KEY	ITEM	PART NO	GROUP	KEY	ITEM	PART NO	GROUP
A	BOW	WO-683000	2201	J	HOOK, ASSY	WO-684130	1803.1
B	BOW	WO-683024	2201	K	TAIL GATE,		
C	BOW	WO-684988	2201		ASSY	WO-684072	1803.1
D	BOW	WO-685000	2201	L	STRAP	WO-685789	1808
E	RACK	WO-684972	1812	M	HOOK, ASSY	WO-684129	1803.1
F	RACK	WO-684964	1812	N	CUSHION	WO-691543	1812
G	REST	WO-683013	1812	P	BOW	WO-683003	2201
H	CUSHION	WO-691544	1812	Q	BOW	WO-683023	2201
				R	BOW	WO-684996	2201

RA PD 367185

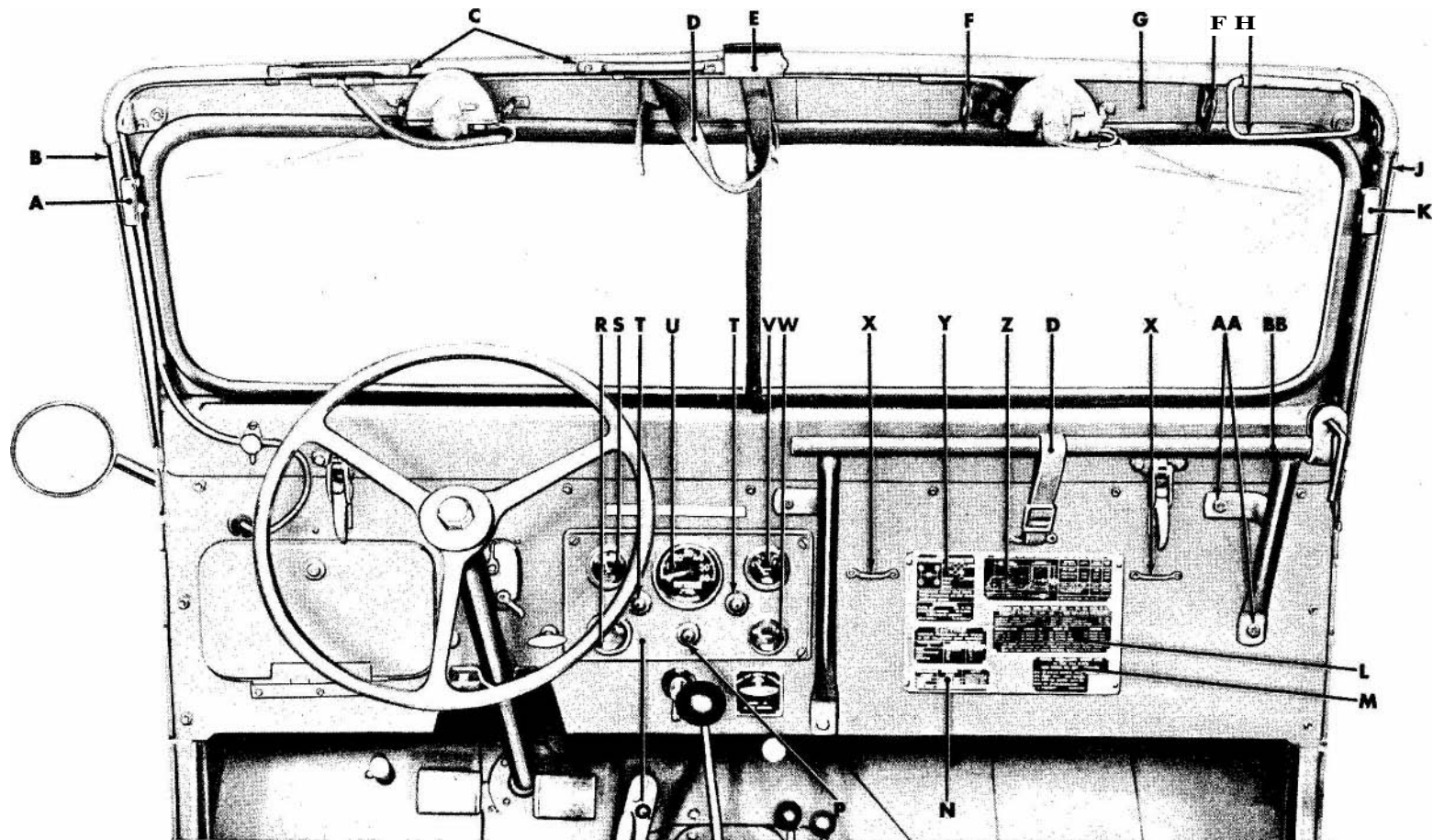
Figure 18-5. Body—rear view (M170)



KEY	ITEM	PART NO	GROUP	KEY	ITEM	PART NO	GROUP
A-	GLASS	59-G-673	1804	W-	PLATE	8386440	2210
B-	DOOR	8329650	1808	X-	PLATE	8386439	2210
C-	VALVE	8329996	2202	Y-	LOCK ASSY	8329653	1804
D-	LOCK, ASSY	7375399	1808	Z-	BOLT AND L/W	9409107	1804
E-	WHEEL, ASSY	7375336	1401	AA-	PLATE	8673359	2210
F-	CONTROL, ASSY	8329760	0312	BB-	PLATE	8677436	2210
G-	MOTOR, ASSY	500844	2202	CC-	PLATE	7697562	2210
H-	CAP	7412442	0611	DD-	PLATE	7697561	2210
J-	SWITCH, ASSY	7368702	0607	EE-	CONTROL	8329636	0304.5
K-	GAGE, ASSY	8376379	0607	FF-	PLATE	7697554	2210
L-	AMMETER, ASSY	8376378	0607	GG-	PEDAL	7760417	0603
M-	LIGHT, ASSY	7760412	0607	HH-	SW ITC H, ASSY	7760409	0607
N-	SPEEDOMETER, ASSY	8376375	2208.1	JJ-	PEDAL, ASSY	8333364	0312
P-	FRAME, ASSY	8329652	1804	KK-	CONTROL ASSY	8329761	0312
O-	WEATHERSEAL	8329659	1804	LL-	PEDAL, ASSY	7697453	1206
R-	WINDSHIELD, ASSY	8332065	1804	MM-	PEDAL, ASSY	7371342	0202
S-	GAGE, ASSY	8376374	0607	NN-	SWITCH, ASSY	7728788	0608
T-	GAGE, ASSY	8376380	0607	PP-	MIRROR, ASSY	547202	2202
U-	SCREW AND L/W, ASSY	451976	2101				
V-	RAIL	8677566	2101				

RA PD 367244

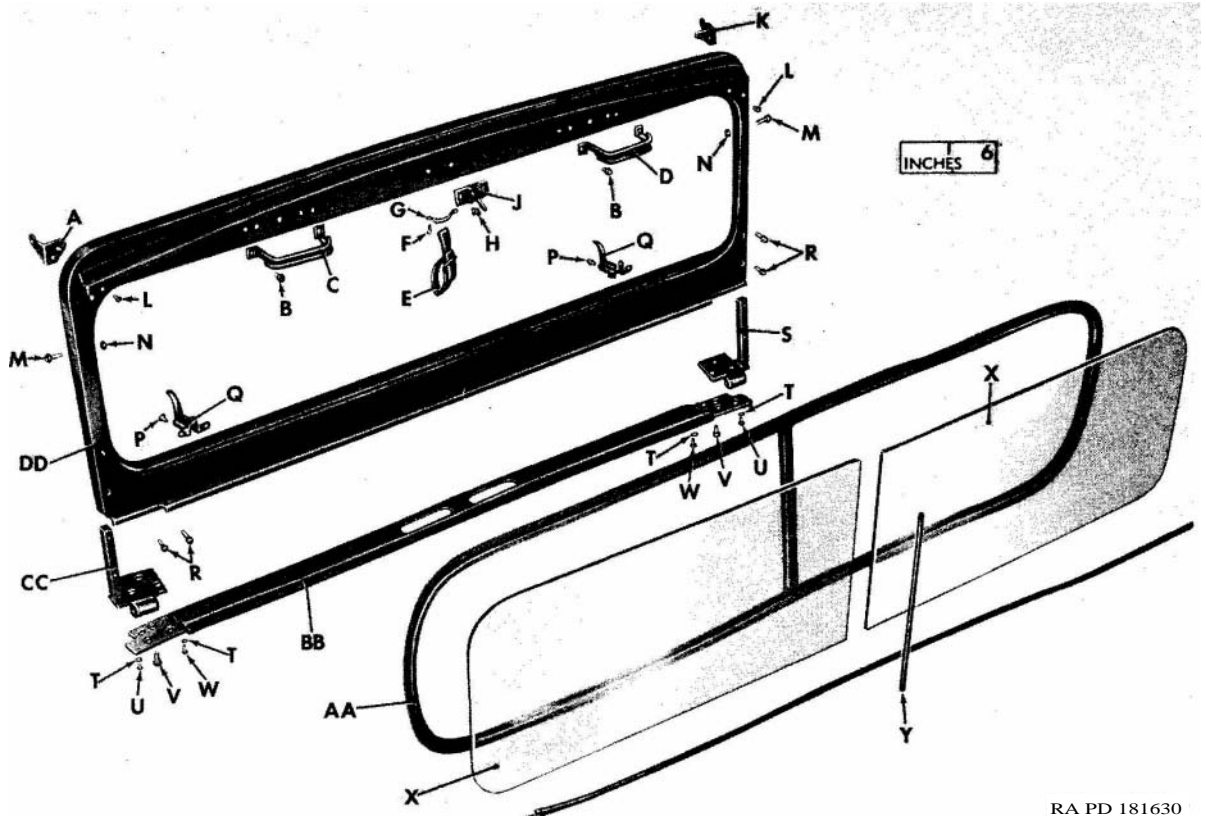
Figure 18-6. Front compartment



KEY ITEM	PART NO	GROUP	KEY ITEM	PART NO	GROUP	KEY ITEM	PART NO	GROUP
A—BRACKET	WO-680751	804	K—BRACKET	WO-680752	1804	U—SPEEDOMETER	8376375	2208.1
B—RETAINER	8677552	804	L—PLATE	8333427	2210	V—GAGE	8376374	0607
C—LOOP	WO-685721	804	M—PLATE	8333426	2210	W—GAGE	7954230	0607
D—STRAP	8329988	808	N—PLATE	7697561	2210	X—LOOP	7697591	1804
E—BRACKET	WO-685456	804	P—LIGHT	7358619	0607	Y—PLATE	8333429	2210
F—BRACKET	WO-685468	804	Q—PLATE	AL-26809	0607	Z—PLATE	8333428	2210
G—WINDSHIELD	WO-683937	804	R—GAGE	7954511	0607	AA—SCREW	451977	1808
H—BRACKET	WO-685739	804	S—GAGE	8376377	0607	BB—SUPPORT	WO-685299	1808
J—RETAINER	WO-680372	804	T—LIGHT	7358618	0607			

RA PD 367151

Figure 18-7. Front compartment (M170)

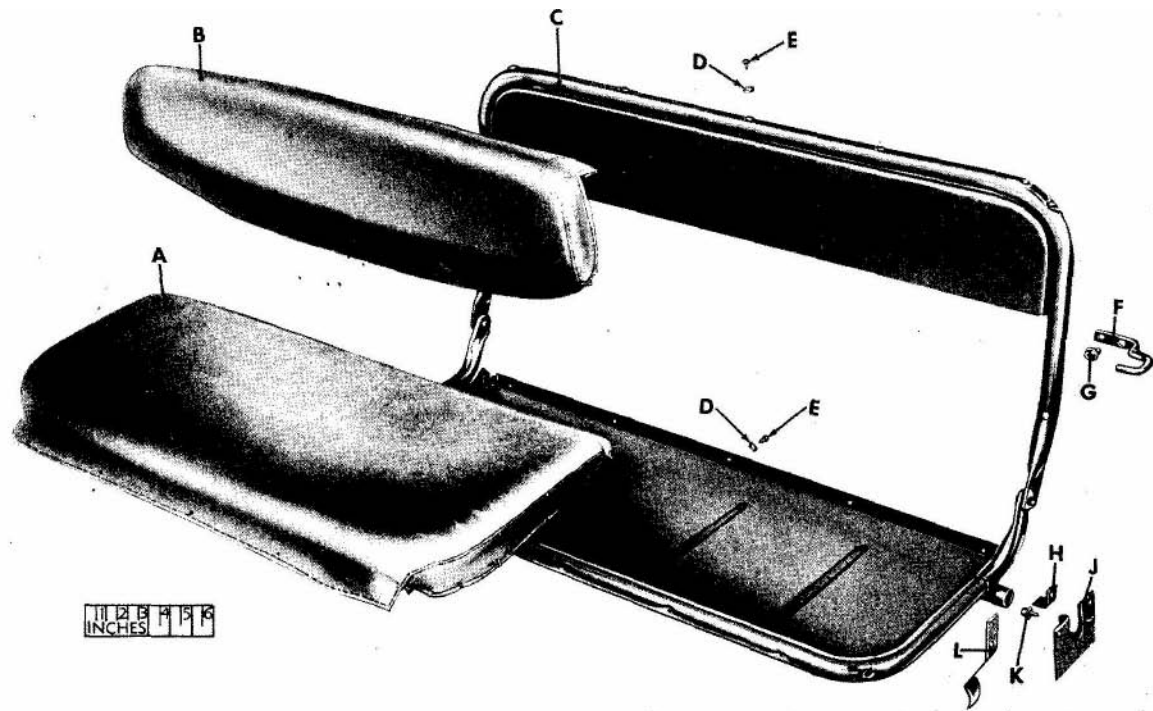


RA PD 181630

Figure 18-8. Windshield and related parts—exploded view

<i>Key</i>	<i>Desc.</i>	<i>Part No.</i>	<i>Group</i>
A	—BRACKET	WO-680822	1804
B	—BOLT, w /LOCK WASHER	425379	1804
C	—BUMPER, ASSY	8328465	1804
D	—BUMPER, ASSY	8328464	1804
E	—STRAP, ASSY	8329655	1808
F	—SCREW	162688	1804
G	—LOOP	7697591	1804
H	—SCREW, w /LOCK WASHER	425380	1804
J	—CATCH, ASSY	8328468	1804
K	—BRACKET	8393203	1804
L	—SCREW, w /LOCK WASHER	454783	1804
M	—SCREW, w/ LOCK WASHER	425384	1804
N	—NUT	120375	1804
P	—BOLT, w/ LOCK WASHER	9409107	1804
Q	—LOCK, ASSY	8329653	1804
R	—BOLT, w /LOCK WASHER	425338	1804
S	—HINGE	8677403	1804
T	—WASHER - - - - -	120391	1804
U	—BOLT	159582	1804
V	—SCREW, w/LOCK WASHER	443775	1804
W	—SCREW ..	161860	1804
X	—GLASS	59-G-673	1804
Y	—FILLER	IND-33197R	1804
Z	—FILLER	8329651	1804
AA	—WEATHERSEAL	8329659	1804
BB	—WEATHERSEAL	8329658	1804
CC	—HINGE - - - - -	8392985	1804
DD	—FRAME, ASSY	8329652	1804

Figure 18-8. Windshield and related parts—exploded view— legend



KEY ITEM	PART NO.	GROUP	KEY ITEM	PART NO.	GROUP
A—CUSHION, ASSY	7697499	1806	O—WASHER	140241	1806
B—CUSHION, ASSY	N. P. N.	1806	E—SCREW	111687	1806
CONSISTS OF:			F—BRACKET		
TRIM, ASSY	WO-673581	1806	G—SCREW, W/LOCKWASHER		1806
SPRING, ASSY	7697538	1806	H—RETAINER	7697510	1806
WASHER	140241	1806	I—BRACKET	7697497	1804
SCREW	111687	1806	K—BOLT, W/LOCKWASHER	425379	1804
C—FRAME, ASSY	8673489	1806	L—RETAINER	97509	1806

NOTE ITEMS F, O, H, J, K AND L ARE NOT PART OF ASSY 7697535

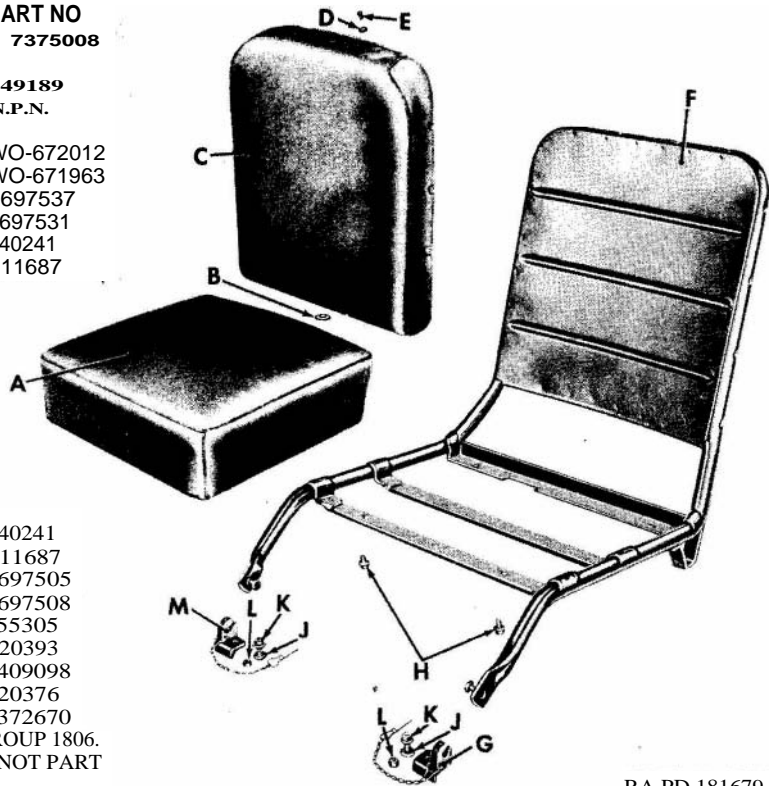
RA PD 367238

Figure 18-9. Seat, rear, assy

KEY ITEM

- A —CUSHION, ASSY
- GROMMET,
W/WASHER
- C —CUSHION, ASSY
CONSISTS OF:
TRIM, ASSY
PAD
SPRING, ASSY
CLIP
WASHER
SCREW

PART NO
7375008
549189
N.P.N.
WO-672012
WO-671963
7697537
7697531
140241
111687



—WASHER	140241
E —SCREW	111687
F —FRAME; ASSY	7697505
G —PIVOT, ASSY	7697508
H —BOLT, W/WASHER	455305
J —WASHER	120393
K —BOLT, W/WASHER	9409098
L —NUT	120376
M —PIVOT, ASSY	7372670

NOTE: ALL ITEMS ARE IN GROUP 1806.
ITEMS G, J, K, L AND M ARE NOT PART OF ASSEMBLY.

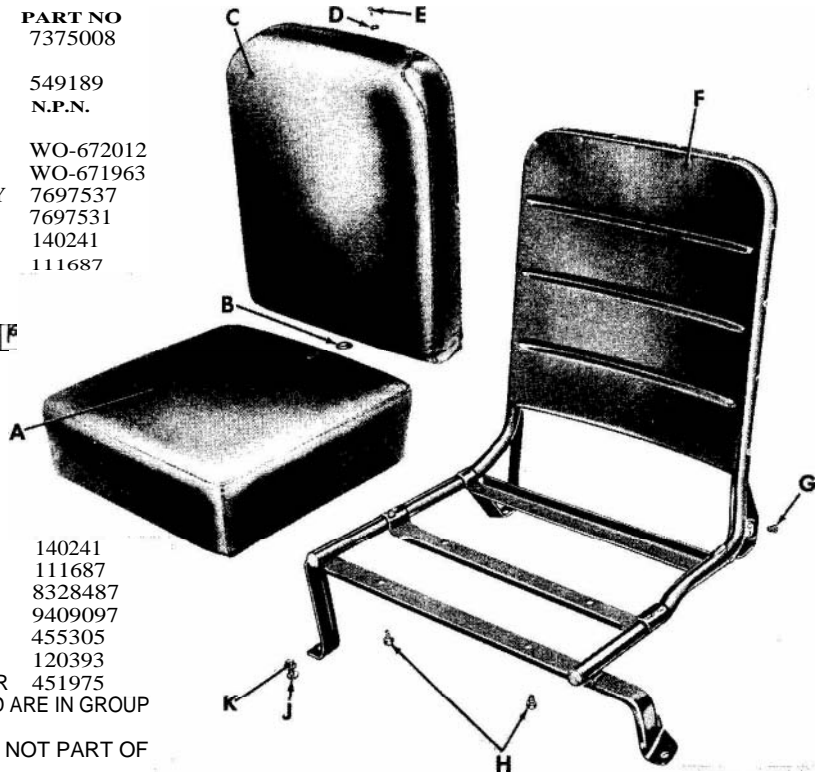
RA PD 181679

Figure 18-10. Seat, front, passenger, assy (7697534)

KEY ITEM

- A —CUSHION, ASSY
- B —GROMMET,
W/WASHER
- C —CUSHION, ASSY
CONSISTS OF:
TRIM, ASSY
PAD
SPRING, ASSY
CLIP
WASHER
SCREW

PART NO
7375008
549189
N.P.N.
WO-672012
WO-671963
7697537
7697531
140241
111687



D —WASHER	140241
E —SCREW	111687
F —FRAME, ASSY	8328487
G — BOLT, W/WASHER	9409097
H —BOLT, W/WASHER	455305
J —WASHER	120393
K —SCREW, W/WASHER	451975

NOTE: ALL PARTS LISTED ARE IN GROUP 1806.
ITEMS G, J AND K ARE NOT PART OF ASSEMBLY.

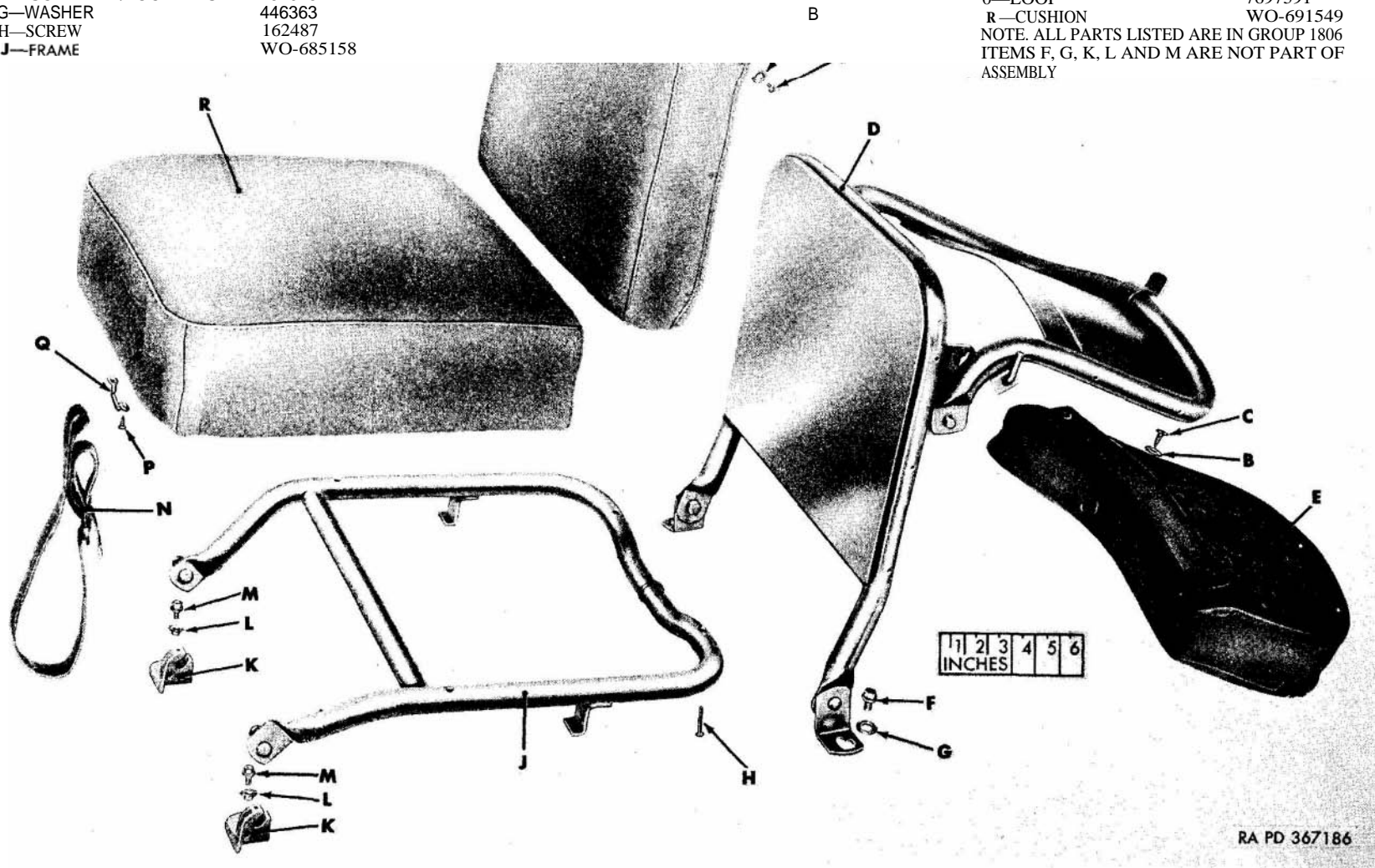
RA PD 181678

Figure 18-11. Seat, driver's, assy (8328489)

KEY ITEM	PART NO
A—BACK, ASSY	WO-691553
B—WASHER	140241
C—SCREW	111687
D—FRAME	WO-685154
E—PAD, ASSY	WO-691 545
F—SCREW W /LOCK WASHER	451975
G—WASHER	446363
H—SCREW	162487
J—FRAME	WO-685158

KEY ITEM	PART NO
K—PIVOT	7697506
L—NUT W /LOCK WASHER	271187
M—SCREW	120213
N—STRAP	WO-685789
P—SCREW	162457
O—LOOP	7697591
R—CUSHION	WO-691549

NOTE. ALL PARTS LISTED ARE IN GROUP 1806
ITEMS F, G, K, L AND M ARE NOT PART OF
ASSEMBLY



RA PD 367186

Figure 18-12. Seat, front, passenger, assy (7697534) and related parts (M170)

KEY ITEM
 A—BACK, SEAT, ASSY
 CONSISTS OF:

PAD
 PAD
 RING
 SPRING
 TRIM

B—SCREW
 C—WASHER
 D—PAD W /COVER

PART NO
 WO-691550

WO-691537
 WO-691540
 WO-K300159
 WO-685521
 WO-685507

111687
 140241
 WO-691547

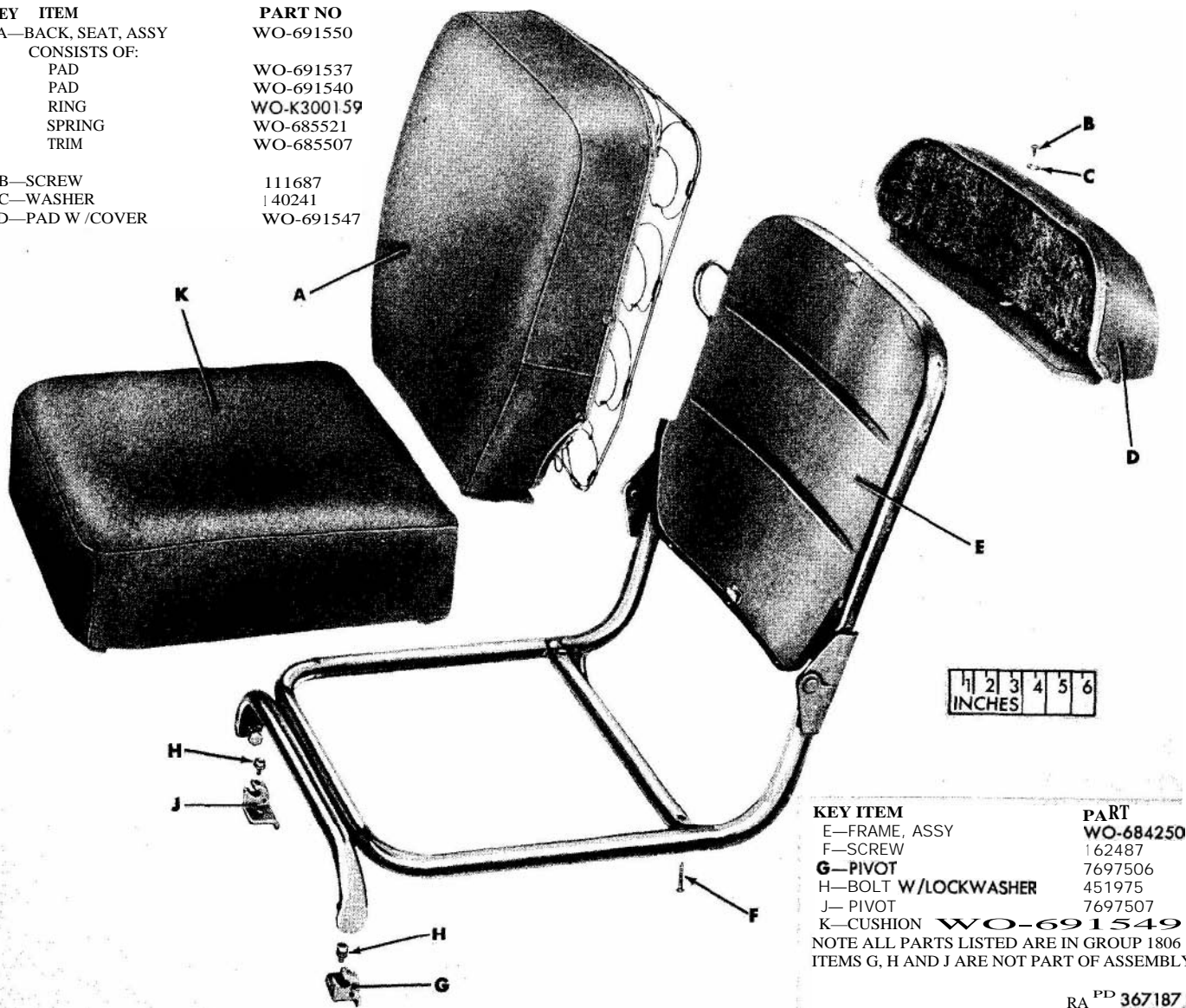



Figure 18-13. Seat, driver's, assy (8328489) (M170)



KEY	ITEM	PART NO	KEY	ITEM	PART NO
A	RACK, OUTER	WO-684964	C	ROD	WO-685785
B	ARM	WO-685858	D	RACK, INNER	WO-684972

NOTE: ALL PARTS LISTED ARE IN GROUP 1812 RA PD 367154

Figure 18-14. Litter racks (M170)

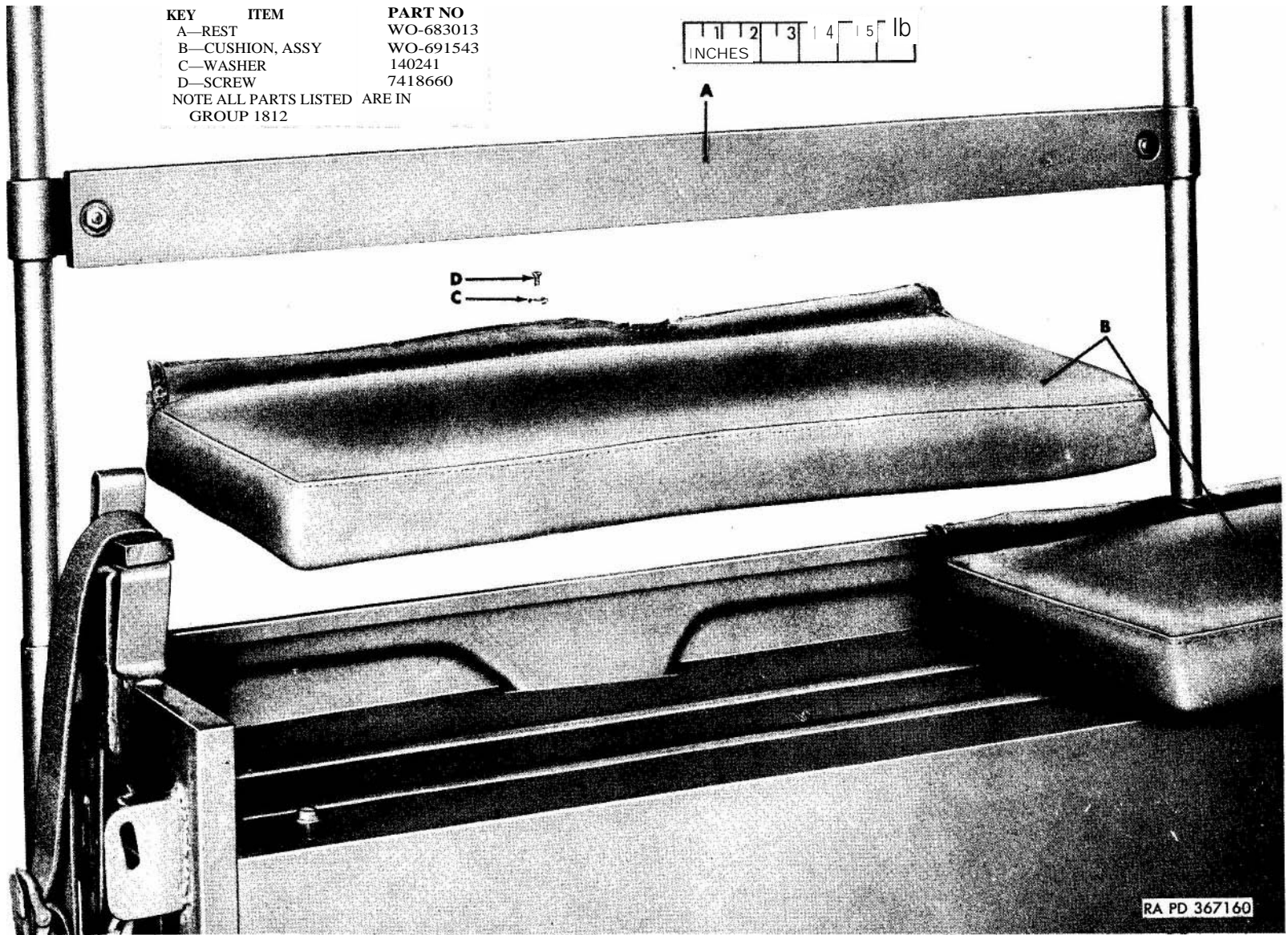


Figure 18-15. Wheel house cushion (M170)

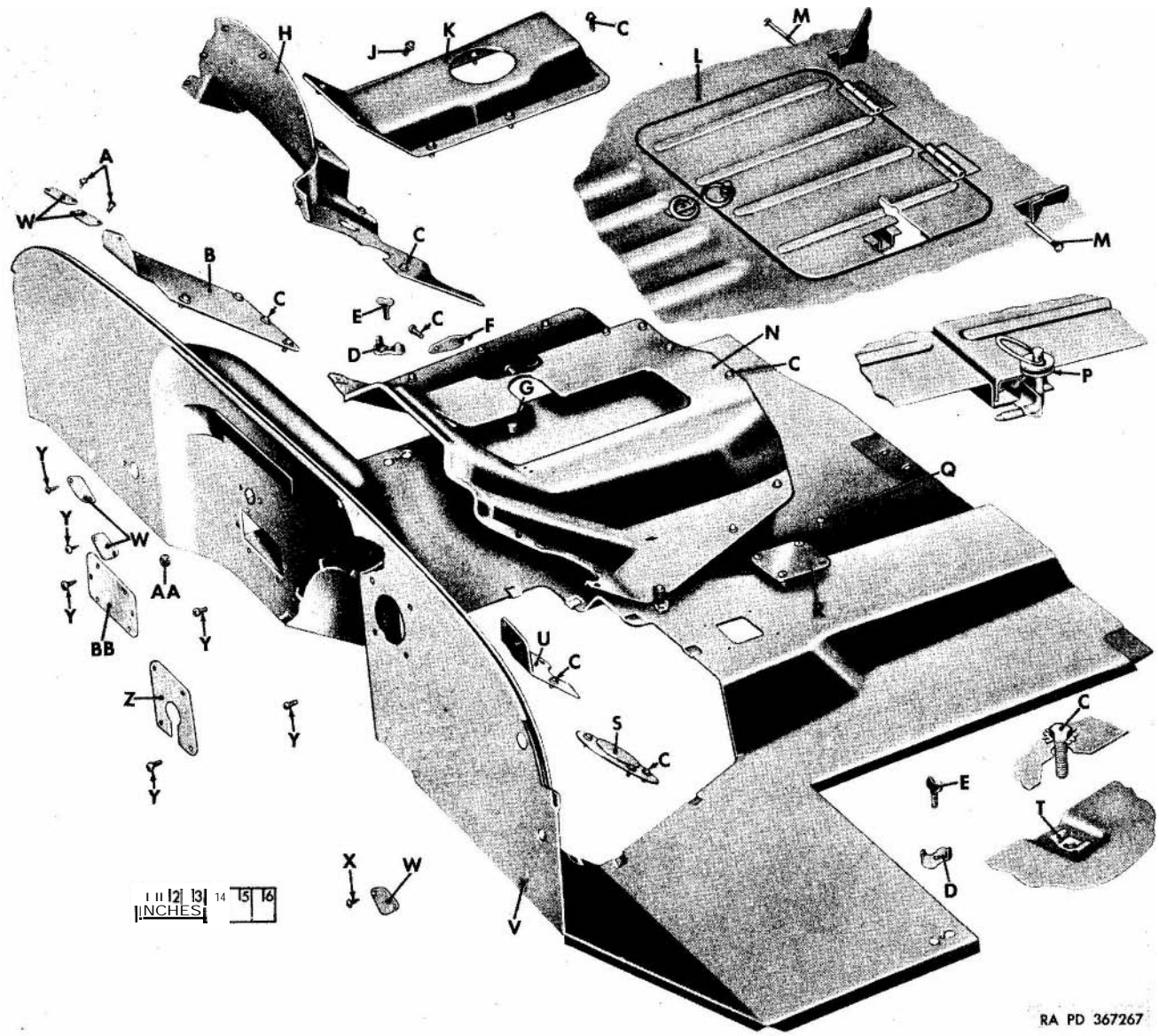


Figure 18-16. Floor plates and related parts

Key	Item	Part No.	Group
A	-SCREW	443882	1804
B	-PLATE	7697523	1805
C	-BOLT, w/LOCK WASHER	425380	1805
D	-COVER, ASSY	8331954	1805
E	-SCREW	7351314	1805
F	-PLATE	7697519	1805
G	-PLUG	7697581	1805
H	-PLATE	WO-680506	1805
J	-BOLT, w/LOCK WASHER	425899	1805
K	-COVER	7697578	1805
L	-LID	8673345	1808
M	-PIN	7375166	1808
N	-COVER	7697525	1805
P	-CATCH	7375169	1808
Q	-SCREW	161895	1805
R	-PLATE	7375158	1805
S	-COVER - -	7697522	1805
T	-NUT	8329735	1805
U	-PLATE.. ..	WO-685679	1805
V	-PANEL	8677606	1805
W	-PLATE	7418147	1804
X	-SCREW	161857	1804
Y	-SCREW, w/LOCK WASHER	454783	1804
	-PLATE -	7418148	1804
AA	-PLUG - -	142083	1804
BB	-PLATE	8393228	1804

Figure 18-16. Floor plates and related parts—legend

(1) ILLUSTRATION NO.	(2) REFERENCE SYMBOLS	(3) FEDERAL STOCK NO.	(4) ORDNANCE STOCK NO.	(5) MFR'S PART NO.	(6) ORDNANCE PART NO.	(7) DESCRIPTION	(8) QUANTITY INCORPORATED IN UNIT	(9) UNIT OF ISSUE
						GROUP 18-BODY		
						1800—BODY ASSEMBLY		
18-1				WO-680637	-----	BODY, complete, assy (includes BOWS, BRACES, BRACKETS, CLAMPS, COMPARTMENTS, HANDLES, tail LIGHTS, MIRROR, SEALS, SEATS, FLOORS, and PANELS) (painted) (M38A1)	1	ea
				WO-685447	BODY, complete, painted, assy (includes BOWS, BRACES, BRACKETS, CLAMPS, COMPARTMENTS, HANDLES, tail LIGHTS, MIRROR, SEALS, SEATS, FLOOR, litter RACKS, and PANELS) (M170)	1	ea
				WO-684560	BODY, assy (welded) (M170)	1	ea
18-2,3				WO-680956	8680884	BODY (welded parts only) (painted) (M38A1) -----	1	ea
				WO-685901	BODY, assy (painted) (M170)	1	ea
				WO-684560	-----	Composed of: 1 BODY		
				WO-684072	1 GATE, tail		
					7697592	2 HINGE		
					120377	4 NUT		
					7697446	4 SCREW, w/lockwasher		
				PEE-261	8673998	SEALER, spot, body joints	1	ea
				WO-666197				
				PEE-144.4	8676956	SEALER, welding, body joints	‡	ea
				WO-671829				
						1801—BODY MOUNTING PARTS		
		2530-770-1327	G503-7701327	WO-A4413	7701327	CUSHION, ru, 3 lg, 1 wide, $\frac{3}{4}$ thk (No. 1 body hold-down)	2	ea
		2510-770-1328	G503-7701328	WO-A4414	7701328	CUSHION, ru, 3 lg, $1\frac{1}{2}$ wide, thk (No. 2 body hold-down)	2	ea
	H1	012-0608	H101-0120608	120608	BOLT, MACHINE, cap, hex-hd, S, cd- or zn-pltd, %-24NF-3 x $2\frac{1}{4}$	2	ea
	H1	012-0369	H001-4167601	120369	NUT, PLAIN, HEXAGON, light, s-fin, S, cd- or zn-pltd, $\frac{3}{8}$ -24NF-2	2	ea
	H1	-----	H001-4040541	503351	NUT, safety, S, elastic stop, ed- or zn-pltd, $\frac{3}{8}$ -24NF-3	2	ea
	H1	5310-012-0388	H001-7045591	120388	WASHER, FLAT, pl, S, cd- or zn-pltd, $\frac{3}{16}$ ID, 1 OD, 0.083 thk	4	ea
		2530-770-1327	G503-7701327	WO-A4413	7701327	CUSHION, ru, 3 lg, $1\frac{1}{2}$ wide, $\frac{1}{16}$ thk (No. 4 body hold-down, left side only)	1	ea

	2510-770-1328	G503-7701328	WO-A4414	7701328	CUSHION, ru, 3 lg, 13 wide, $\frac{1}{8}$ thk (No. 4 body hold-down, right side only)	1	ea
H1				442829	NUT, self-locking, hex, "Huglock," S, cd- or zn-pltd,	2	ea
H1		H001-5421301	-----	121E15	- 24UNC-24B , $\frac{3}{16}$ wide, $\frac{1}{32}$ thk	2	ea
H1	5310-012-0388	H001-7045591	-----	120388	SCREW, cap, hex-hd, S, cd- or zn-pltd, $\frac{3}{8}$-24NF-3 x 1$\frac{1}{4}$	4	ea
	2510-770-1328	G503-7701328	WO-A4414	7701328	WASHER, FLAT, S, cd- or zn-pltd, ID, 1 OD, 0.083 thk	4	ea
	2530-770-1327	G503-7701327	WO-A4413	7701327	CUSHION, ru, 3 lg, 1 $\frac{1}{2}$ wide, 1/2 thk (No. 5 body hold-down)	2	ea
H1		H001-5421341	-----	120677	CUSHION, ru, 3 lg, 1 $\frac{1}{2}$ wide, $\frac{1}{4}$ thk (No. 5 body hold-down)	2	ea
H1		H001-4167601	-----	120369	BOLT, hex-hd, S, cd- or zn-pltd, $\frac{7}{8}$-24NF-3 x 1$\frac{1}{2}$	4	ea
H1		H001-4040541	-----	503351	NUT, PLAIN, HEXAGON, light, s-fin, S, cd- or zn-pltd, $\frac{3}{4}$-24NF-2	4	ea
HI	5310-012-0388	H001-7045591	-----	120388	NUT, SELF-LOCKING, S, elastic stop, cd- or zn-pltd, $\frac{3}{8}$-24NF-3	4	ea
	2510-770-1328	G503-7701328	WO-A4414	7701328	WASHER, FLAT, S, cd- or zn-pltd, $\frac{1}{16}$ ID, 1 OD, 0.083 thk	4	ea
H1	012-0232	H001-3056951	120232	CUSHION, ru, 3 lg, 1 $\frac{1}{2}$ wide, 1/2 thk (No. 6 body hold-down, inner and outer)	4	ea
H1		H001-4038521	503271	BOLT, sq, neck, step, S, cd- or zn-pltd, $\frac{5}{16}$-18NC-2 x 14	2	ea
H1	5310-010-7815	H001-4056621	107815	NUT, SELF-LOCKING, HEX, elastic stop, safety, S, cd- or zn-pltd, $\frac{5}{16}$-18NC-3	2	ea
H1	044-6363	H101-0446363	446363	NUT, STAMPED STEEL, jam, hex, reg, 6-notch, 5, cd- or zn-pltd, $\frac{5}{16}$-18NC	2	ea
	2510-770-1328	G503-7701328	WO-A4414	7701328	WASHER, FLAT, S, cd- or zn-pltd, $\frac{3}{8}$ ID, $\frac{1}{8}$ OD, 0.083 thk	2	ea
H1		H101-0213513	-----	213513	CUSHION, ru, 3 lg, 13 wide, 1/2 thk (No. 7 body hold-down, inner and outer)	4	ea
H1		H001-4038521	503271	NUT, PLAIN, hex, hv, s-fin, S, cd- or zn-pltd, 54-18NC-2	4	ea
H1		H101-0122040	122040	NUT, SELF-LOCKING, safety, elastic stop, S, cd- or zn-pltd, 6-18NC-3	4	ea
H1	044-6363	H101-0446363	-----	446363	SCREW, cap, hex-hd, S, cd- or zn-pltd, $\frac{5}{16}$-18NC-3 x 11/2	4	ea
	2510-769-7513	G740-7697513	WO-A4416	7697513	WASHER, flat, S, cd- or zn-pltd, $\frac{1}{8}$ ID, $\frac{1}{8}$ OD, 0.083 thk	8	ea
H1		H001-5421261	120647	SHIM, ru, 2 $\frac{1}{8}$ in. lg, 1 $\frac{1}{2}$ in. wide, 1/2 in thk (No. 1 body hold-down) (use through vehicle serial No. 60406)	2	ea
H1	5310-012-0382	H001-7025741	120382	SCREW, cap, hex-hd, S, cd- or zn-pltd, $\frac{3}{8}$-24NF-3 x 1	2	ea
H1	5310-012-0388	11001-7045591	-----	120388	WASHER, lock, med, S, cd- or zn-pltd, $\frac{3}{8}$ in.....	2	ea
					WASHER, FLAT, 5, cd- or zn-pltd, $\frac{1}{16}$ ID, 1 OD, 0.083 thk	2	ea

(1) ILLUSTRATION NO.	(2) REFERENCE SYMBOLS	(3) FEDERAL STOCK NO.	(4) ORDNANCE STOCK NO.	(5) MFR'S PART NO.	(6) ORDNANCE PART NO.	(7) DESCRIPTION	(8) QUANTITY INCORPORATED IN UNIT	(9) UNIT OF ISSUE
						GROUP 18—BODY—Continued		
						1801—BODY MOUNTING PARTS—Continued		
		2510-769-7514	G740-7697514	WO-670540	7697514	SHIM, ru, 3 lg, 1 $\frac{1}{4}$ wide, $\frac{1}{4}$ thk (No. 3 body hold-down, right side only)	1	ea
	H1	012-0678	H001-5421441		120678	BOLT, MACHINE, cap, hex-hd, S, cd- or zn-pltd, $\frac{3}{8}$ -24NF-3 x 2	1	ea
	H1				442828	NUT, self-locking, hex, "Huglock," S, cd- or zn-pltd, $\frac{3}{8}$ -24UNF 2B, $\frac{9}{16}$ wide, $\frac{13}{32}$ thk	1	ea
	H1	5310-012-0388	H001--7045591		120388	WASHER, flat, S, cd- or zn-pltd, $\frac{7}{16}$ ID, 1 OD, 0.083 thk	2	ea
		2510-769-7514	G740-7697514	WO-670540	7697514	SHIM, ru, 3 lg, 1 $\frac{1}{4}$ wide, $\frac{1}{4}$ thk (No. 3 body hold-down, right side only)	1	ea
	H1	012-0608	H101-0120608		120608	BOLT, MACHINE, cap, hex-hd, S, cd- or zn-pltd, $\frac{3}{8}$ -24NF-3 x 2 $\frac{1}{4}$	1	ea
	H1		H001-4167601		120369	NUT, PLAIN, hex, light, s-fin, S, cd- or zn-pltd, a $\frac{3}{8}$ -24NF 2	1	ea
	H1	-	11001-4040541	-	503351	NUT, SELF-LOCKING, S, elastic stop, cd- or zn-pltd, $\frac{3}{8}$ -24NF-3	1	ea
	H1	5310-012-0388	H001-7045591		120388	WASHER, FLAT, S, cd- or zn-pltd, $\frac{7}{16}$ ID, 1 OD, 0.083 thk	1	ea
				WO-689537		STUD, drive, No. 6 x $\frac{7}{16}$ (body sill cushion to front floor diagonal sill extension)	4	ea
						1803.1—TAILGATE (M170)		
				WO-672592		COVER, hook w/CHAIN	2	ea
			G740-7697592	WO-673621	7697592	HINGE, tailgate	2	ea
	H1	H001-416758	120377	NUT, hex, It, s-fin, cd- or zn-pltd, $\frac{3}{8}$ -16NC-2	4	ea
			G740-7697446	WO-673501	7697446	SCREW, lock washer, hex-hd, S, cd- or zn-pltd, $\frac{3}{8}$ -16NC x 1	4	ea
				WO-684131		HOOK, w/CHAIN, left	1	ea
				WO-684132	HOOK, w/CHAIN, right	1	ea
					111893	RIVET, tubular, oval-hd, S, plain, $\frac{9}{16}$ x $\frac{1}{2}$	4	ea
	H1	5310-013-1014	H001-7043561	-----	131014	WASHER, FLAT, S, cd- or zn-pltd, $\frac{5}{32}$ ID, $\frac{3}{8}$ OD, 0.049 thk	4	ea
18-5				WO-684129		HOOK, w/CHAIN, tailgate left, assy.....	1	ea
				WO-672592	Composed of:		
				WO-684131	-----	1 COVER		
					111893	1 HOOK, w/CHAIN		
						2 RIVET		

18-5				WO-684130	131014	2 WASHER HOOK, w/CHAIN, tailgate right, assy -----	1	ea		
				WO-672592 WO-684132		Composed of: 1 COVER -----1 HOOK, w/CHAIN				
					111893	2 RIVET				
					131014	2 WASHER				
				WO-663194		-----LOCK, half, tailgate, gate half, left -----	1	ea		
				WO-663195		-----LOCK, half, tailgate, gate half, right -----	1	ea		
H2				H002-7697591	7697591	-----LOOP, footman (tailgate) -----	2	ea		
H1	015-5937			11101-0155937	155937	BOLT, mach, cross-recess, fl-hd, S, cd- or zn-pltd, No. 10 (0.190)-24NC-2 x	4	ea		
H1				H101-0271166	271166	NUT, hex, ext-teeth lock washer, S, cd- or zn-pltd, No. 10-24NC-2A	4	ea		
H2				H002-8328423	8328423	LOOP, footman, 1½ in. strap size (tailgate)	1	ea		
H1				H101-0155937	155937	BOLT, mach, cross-recess, fl-hd, S, cd- or zn-pltd, No. 10 (0.190)-24NC-2 x	2	ea		
H1				H101-0271166	271166	NUT, hex, ext-teeth lock washer, S, cd- or zn-pltd, No. 10-24NC-2A	2	ea		
				G740-7697447	7697447	PIN, S, ¼ dia, 7 lg (tailgate hinge) -----	2	ea		
				WO-663428		-----STOP, lower, litter tail gate (welded) -----	1	ea		
				WO-685838		-----SUPPORT, inner rear, auxiliary, litter (welded) -----	1	ea		
18-5				WO-684155		-----TAILGATE (welded) -----	1	ea		
				WO-684072						
						1804—BODY PANELS, PILLARS, AND WINDSHIELD				
18-7				WO-680565		BRACKET, catch, hood to windshield -----	1	ea		
18-7				WO-680751		-----BRACKET, door hinge upper left (M170) -----	1	ea		
18-7				WO-680752		-----BRACKET, door hinge upper right (M170) -----	1	ea		
				H1	11101-0425384	425384	SCREW, int-teeth-lock washer, hex-hd, header-pt, S, cd- or zn-pltd, ¼-20NC-2 x 14	4	ea	
18-9				WO-673325	8680526	BRACKET, No. 6 body hold-down outer and tail light	2	ea		
18-9				WO-673339	7697497	BRACKET, pivot rear seat	2	ea		
18-7					425379	BOLT, int-teeth lock washer, hex-hd, header-pt, S, cd- or zn-pltd, ¼-20NC-2 x	4	ea		
18-7				WO-685739		-----BRACKET, stowage, litter (windshield) (welded) (M170) -----	1	ea		
18-7				WO-685468		-----BRACKET, stowage, passenger seat cushion (wind- shield) (welded) (M170) -----	2	ea		
				WO-684914		-----BRACKET, support, hood hinge, w/weld NUTS (used on vehicles after serial No. 60406)	1	ea		
				5305-769-7440	G740-7697440	WO-673597	7697440	BOLT, INTEGRAL LOCK WASHER, ext-teeth, hex-hd, S, cd- or zn-pltd, ½-18NC-2 x 5/8 (super- seded by SCREW 425388) (hood hinge support bracket and rad tie rod)	3	ea
				H1	11101-0425388	425388	SCREW, int-teeth-lock washer, hex-hd, header-pt, S, cd- or zn-pltd, 5/8-18NC-2 x 5/8 (supersedes BOLT 7697440)	3	ea	

(1)	(2)	(3)	(4)	(5)	(6)	(7)	(8)	(9)		
ILLUSTRATION NO.	REFERENCE SYMBOLS	FEDERAL STOCK NO.	ORDNANCE STOCK NO.	MFR'S PART NO.	ORDNANCE PART NO.	DESCRIPTION	QUANTITY INCORPORATED IN UNIT	UNIT OF ISSUE		
GROUP 18—BODY—Continued										
1804—BODY PANELS, PILLARS, AND WINDSHIELD—Continued										
18-8	H1		11101-0454783	WO-680821	8393203	BRACKET, support, side rail, left, top to windshield	1	ea		
18-8				WO-680822	-----	BRACKET, support, side rail, right, top to windshield.....	1	ea		
18-8				-----	454783	SCREW, assembled washer, cross-recess-pan-hd, int-teeth lock washer, header-pt. S, cd- or zn-pltd, No. 10 (0.190)-24NC-2A x 1/2	4	ea		
18-7	H2	-----	H002-0585861	WO-685456	-----	BRACKET, support, stabilizer board (welded) (M170)...	1	ea		
				WO-680239	8393194	BRACKET, tail light and trailer connection to body side panel	1	ea		
				WO-684917	-----	BRACKET, tie rod, dash, left (welded) (used on vehicles after serial No. 60406)	1	ea		
				WO-684918	-----	BRACKET, tie rod, dash, right (welded) (used on vehicles after serial No. 60406)	1	ea		
				WO-681005	-----	BRACKET, windshield to hood bumper, left	1	ea		
				WO-681006	-----	BRACKET, windshield to hood bumper, right	1	ea		
				-----	585861	BUCKLE, tongueless, S, 1 in. (windshield hold-down strap)	1	ea		
18-8				-----	G758-8328464	WO-681003	8328464	BUMPER, windshield to hood, left, assy	1	ea
						WO-681005	-----	Composed of:		
						WO-680641	-----	1 BRACKET		
				-----	1 LINER					
				113454	4 RIVET					
18-8			G758-8328465	WO-681004	8328465	BUMPER, windshield to hood, right, assy	1	ea		
				-----	Composed of:					
				-----	1 BRACKET					
				-----	1 LINER					
				113454	4 RIVET					
18-8	H1	042-5379	11101-0425379	-----	425379	BOLT, int-teeth lock washer, hex-hd, header-pt, S, cd- or zn-pltd, 1/4-20NC-2 x 1/2	4	ea		
				WO-680566	-----	CATCH, hood to windshield	1	ea		
18-8		5305-737-2885	G758-8328468	WO-680607	8328468	CATCH, hood to windshield, assy	1	ea		
			G740-7372885	WO-673600	7372885	SCREW, int-teeth-lock washer, hex-hd, header-pt, S, cd- or zn-pltd, 1/4-20NC-2 x % (superseded by SCREW 425380)	2	ea		
18-8	H1	-----	11101-0425380	-----	425380	SCREW, int-teeth-lock washer, hex-hd, header-pt, S, cd- or zn-pltd, 1/4-20NC-2 x % (supersedes SCREW 7372885)	2	ea		

	H1	2510-737-5312 015-6253	G740-7375312 H101-0156253	WO-673553 -----	7375312 156253	CATCH, windshield clamp SCREW, mach, cross-recess-fl-hd, S, cd- or zn-pltd, 1/4-20NC-2 x	2 4	ea ea
	H1		G758-8329779 H101-0454789	WO-680130 -----	8329779 454789	CUP, opening, fuel tank filler neck SCREW, assembled washer, cross-recess-pan-hd, int- teeth-lock washer, header-pt, S, cd- or zn-pltd, 1/4-20UNC-2A x	1 7	ea ea
18-8				IND-33197R WO-680993	-----	FILLER, windshield glass center bar weatherstrip (ru) (approx 13 in. 1g)	1	ea
18-8			G758-8329651	WO-680427	8329651	FILLER, windshield glass weatherstrip (ru) (approx 134 in. 1g)	1	ea
18-6,8			G758-8329652	WO-680559	8329652	FRAME, windshield, assy	1	ea
18-6,8	H9	-----	H009-0837045	-----	59-G-673	GLASS, safety, vinyl plastic shatterproof, plate, dble strength, 4 in. thk, 16 in. width, 50 in. 1g	2	ea
				WO-680146 -----	-----	HINGE, glove box, instrument panel half -----	1	ea
				WO-680951 -----	8393204	HINGE, hood, cowl half, left	1	ea
				WO-680952 -----	-----	HINGE, hood, cowl half, right	1	ea
		5305-769-7440	G740-7697440	WO-673597	7697440	BOLT, INTEGRAL LOCK WASHER, ext-teeth, hex- hd, S, cd- or zn-pltd, 5/16-18NC-2 x (pt) (super- seded by SCREW 425388)	4	ea
	H1	-----	H101-0425388	-----	425388	SCREW, int-teeth-lock washer, hex-hd, header-pt, S, cd- or zn-pltd, 5/16-18NC-2 x 5/8(supersedes BOLT 7697440)	4	ea
18-8				WO-681457	8677403	HINGE, windshield (windshield half, left) -----	1	ea
18-8				WO-681458	8392985	HINGE, windshield (windshield half, right)	1	ea
18-8	H1	042-5338	H101-0425338	-----	425338	BOLT, int-teeth-lock washer, hex hd, S, cd- or zn- pltd, 5/16-18NC-2 x 1	4	ea
18-8	H1				443775	SCREW, assembled washer, cross-recess-pan-hd, ext- teeth lock washer, S, cd- or zn-pltd, 5/8-18UNC-2A x	6	ea
				WO-681455 -----	8677402	HINGE, windshield, w/PIN, assy (cowl half, left) -----	1	ea
				WO-681456 -----	-----	HINGE, windshield, w/PIN, assy (cowl half, right) -----	1	ea
				WO-680439 -----	-----	SCREW, mach, special, cross recess-spiral-ribbed-flat- hd, S, cd- or zn-pltd, 5/8-24NF-3 x	8	ea
				WO-680641 -----	-----	LINER, channel anti-squeak, 6.38 1g, 3/4 wide, 3/8 thk (windshield to hood bumper)	2	ea
	H1				113454	RIVET, split, oval-hd, S, blk-enmld, 5/16 x 1/16, 5/16 hd dia	8	ea
18-6,8			G758-8329653	WO-680398	8329653	LOCK, windshield, assy (clamp type) -----	2	ea
18-6,8	H1	-----	H101-9409107	-----	9409107	BOLT, MACHINE, assembled washer, hex-hd, split lock washer, S, cd- or zn-pltd, 1/4-20UNC-2A x 5/8	6	ea

(1) ILLUSTRATION NO.	(2) REFERENCE SYMBOLS	(3) FEDERAL STOCK NO.	(4) ORDNANCE STOCK NO.	(5) MFR'S PART NO.	(6) ORDNANCE PART NO.	(7) DESCRIPTION	(8) QUANTITY INCORPORATED IN UNIT	(9) UNIT OF ISSUE
GROUP 18—BODY—Continued								
1804—BODY PANELS, PILLARS, AND WINDSHIELD—Continued								
18-7, 8	H2		H002-7697591	-----	7697591	LOOP, footman, drilled, ¹³³² in., 1 in. strap size (instrument panel (3) body side panel (10) windshield frame (1) cowl panel (1) (used on vehicles after serial No. 63252 only)	15	ea
	H1	015-5937	H101-0155937	155937	BOLT, MACHINE, cross-recess, fl-hd, S, cd- or zn-pltd, No. 10 (0.190)-24NC-2 x 1/2 (2 required per loop)	30	ea
	H1	H101-0271166	271166	NUT, hex, ext-teeth lock washer, S, cd- or zn-pltd, No. 10-24NC-2A (2 required per loop)	30	ea
	H1	015-5937	H101-0155937	155937	WO-681786 LOOP, footman (body side panel, rear)	2	ea
	H1	H101-0155937	H101-0155937	271166	BOLT, MACHINE, cross-recess, fl-hd, S, cd- or zn-pltd, No. 10 (0.190)-24NC-2 x 1/2	4	ea
	H1	H101-0155937	H101-0155937	271166	NUT, hex, ext-teeth lock washer, S, cd- or zn-pltd, No. 10-24NC 2A	4	ea
	H1	015-5937	H101-0155937	155937	EB-6411G WO-684730 LOOP, footman, drilled, 2.120 in. (battery box cowl lid) (used on vehicles after serial No. 63252)	1	ea
	H1	H101-0155937	H101-0155937	271166	BOLT, MACHINE, cross recess-fl-hd, S, cd- or zn-pltd, No. 10 (0.190)-24NC-2 x	2	ea
	H2	H002-8328423	H101-0155937	8328423	NUT, hex, ext-teeth-lock washer, S, cd- or zn-pltd, No. 10-24NC-2A	2	ea
	H1	015-5937	H101-0155937	155937	LOOP, footman (rear body panel) - - - -	1	ea
	H1	H101-0271166	271166	BOLT, MACHINE, cross-recess, fl-hd, S, cd- or zn-pltd, No. 10 (0.190)-24NC-2 x	2	ea
18-7				WO-685721	271166	NUT, hex, ext-teeth lock washer, S, cd- or zn-pltd, No. 10-24NC-2A	2	ea
18-8	H1			WO-685721	LOOP, footman, w/SHIELD, door stowage (welded) (M170)	2	ea
				WO-680569	SCREW, tapping, cross-recess, fl-hd, blunt-pt, sh-met-thd, S, cd- or zn-pltd, No. 10 (0.186) x % in.	2	ea
				WO-669904	8673999	NUT, sq, S, cd- or zn-pltd, -24NF (cowl pillar, left (2), cowl pillar, right (3), rear cowl panel (4))	9	ea
				ONB-SN2716 WO-680445	-----	NUT, weld, S, 1/8-18NC (body side panel left (3), right (3))	6	ea
				WO-682637	NUT, weld, S, 1/8-18NC (body side panel, left (1), body side panel, right (1))	2	ea
					NUT, weld, S, 1/8-18NC (body side panel left top channel reinforcement)	1	ea

		ONB-SN3318		NUT, weld, S, 3/4-16NC (instrument panel)..	2	ea
		WO-680446				
		WO-674267		NUT, weld, S, 1/4-20NC (rear body panel) - - - - -	6	ea
		ONB-SN1610	8677317	NUT, weld, S, No. 10-24NC (side rail support bracket	6	ea
		WO-674898		(4), defrost chamber windshield top panel (2))		
		ONB-SN2113	-----	NUT, weld, S, 1/4-20NC (wheelhouse panel, left (5),	68	ea
		WO-674350		wheelhouse panel, right (7), body side panel, left (13),		
				body side panel, right (10), rear body panel inner rein-		
				forcement (4), cowl pillar, left (2), cowl pillar, right (2),		
				front cowl panel (8), rear cowl panel reinforcement (7),		
				windshield clamp reinforcement (6), windshield frame		
				(4))		
			451748	NUT, weld, S, 5/16-18NC (side panel reinforcement,	2	ea
				left (1), right (1)) (used on vehicles after serial No.		
				60406)		
		WO-680629	8677629	PANEL, body, left side (welded) (M38A1) - - - - -	1	ea
		WO-684253	-----	PANEL, body, left side, assy (welded) (M170) - - - - -	1	ea
		WO-681184	-----	PANEL, body, rear, w/weld NUTS, assy - - - - -	1	ea
		WO-680630	-----	PANEL, body, right side (welded) (M38A1) - - - - -	1	ea
		WO-684241	-----	PANEL, body, right side, assy (welded) (M170)	1	ea
		WO-680634	8677594	PANEL, cowl, assy (welded) (includes front and rear	1	ea
				PANELS) (used through vehicles serial No. 60406)		
		WO-685071	-----	PANEL, cowl, assy (welded) (includes front and rear	1	ea
				PANELS) (used on vehicles after serial No. 60406 and		
				through serial No. 63252)		
		WO-684810	-----	PANEL, cowl, assy (welded) (includes front and rear	1	ea
				PANELS) (used on vehicles after serial No. 63252)		
		WO-680632	8677558	PANEL, cowl, front (includes tapping PLATES and weld	1	ea
				NUTS) (used through vehicles serial No. 60406)		
		WO-685056	-----	PANEL, cowl, front (includes tapping PLATE and weld	1	ea
				NUTS) (used after vehicles serial No. 60406 and		
				through serial No. 63252)		
		WO-684834	-----	PANEL, cowl, front (includes tapping PLATE and weld	1	ea
				NUTS) (used on vehicles after serial No. 63252)		
		WO-680241	-----	PANEL, cowl, rear - - - - -	1	ea
		WO-680633	8677559	PANEL, cowl, rear (includes RETAINER and NUTS)...	1	ea
		WO-680416	8677599	PANEL, instrument, assy - - - - -	1	ea
5305-737-2885	G740-7372885	WO-673600	7372885	SCREW, int-teeth-lock washer, hex-hd, header-pt, S,	11	ea
				cd- or zn-pltd, 1/4-20NC-2 x (superseded by		
				SCREW 425380)		
	11101-0425380	-----	425380	SCREW, int-teeth-lock washer, hex-hd, header-pt, S,	11	ea
				cd- or zn-pltd, 1/4-20NC-2 x (supersedes SCREW		
				7372885)		
		WO-683955	-----	PANEL, instrument, assy (M170) - - - - -	1	ea
		WO-680627	8677557	PANEL, wheelhouse, left (welded) (M38A1) - - - - -	1	ea
		WO-684189	-----	PANEL, wheelhouse, left (welded) (M170) - - - - -	1	ea
		WO-680628	-----	PANEL, wheelhouse, right (welded) (M38A1)	1	ea

(1) ILLUSTRATION NO.	(2) REFER- ENCE SYMBOLS	(3) FEDERAL STOCK NO.	(4) ORDNANCE STOCK NO.	(5) MFR'S PART NO.	(6) ORDNANCE PART NO.	(7) DESCRIPTION	(8) QUANTITY INCOR- PORATED IN UNIT	(9) UNIT OF ISSUE
GROUP 18—BODY—Continued								
1804—BODY PANELS, PILLARS, AND WINDSHIELD—Continued								
				WO-684190		PANEL, wheelhouse, right (welded) (M170)	1	ea
				WO-680283	8677639	PILLAR, cowl, left, w /NUTS and RETAINERS, assy (M38A1)	1	ea
				WO-685434		PILLAR, cowl, left, w/NUTS and RETAINERS, assy (M170)	1	ea
				WO-680284		PILLAR, cowl, right, w/NUTS and RETAINERS, assy..	1	ea
				WO-681440		PIN, binge, S, cd- or zn-pltd , 0.437 dia x 3.75 lg (wind- shield hinge)	2	ea
				WO-680568		PIN, roll, S, cd- or zn-pltd, 0.250 dia x 1.12 lg (windshield hood catch)	1	ea
18-16	2510-741-8148	G740-7418148	WO-677712	7418148	PLATE, cover, dash panel (cable opening)	1	ea
18-16	H1	H101-0454783	454783	SCREW, assembled washer, cross-recess-pan-hd , int- teeth lock washer, header-pt, S, cd- or zn-pltd, No. 10 (0.190)-24NC 2A x 1/2	4	ea
18-16				WO-681268	8393228	PLATE, cover, dashpanel (personnel heater)	1	ea
18-16	H1	5305-016-1857	H101-0161857	161857	SCREW, tapping, cross-recess-pan-hd, gimlet-pt, sh- met-thds, S, cd- or zn-pltd, No. 8 (0.165) x 3/8	6	ea
18-16	2510-741-8147	G740-7418147	WO-677277	7418147	PLATE, cover, dash panel (water tube holes (2), con- veyor hole (1), and slave receptacle wiring holes (2))	5	ea
18-16	H1	5305-016-1857	H101-0161857	161857	SCREW, tapping, cross-recess-pan-hd , gimlet-pt, sh- met-thd, S, cd- or zn-pltd, No. 8 (0.165) x 3/8 (water tube cover plate (4) and conveyor hole cover plate (2))	6	ea
18-16					443882	SCREW, tapping, hex-hd, gimlet-pt, sh-met-thd , S, cd- or zn-pltd, No. 8 (0.165) x 3/8 (slave receptacle cover plate)	4	ea
				WO-685388		PLATE, cover, trailer receptacle opening (body rear panel) (M170)	1	ea
	H1	H101-0454789	454789	SCREW, hit-teeth lock washer, truss head, cross-recess, 5, cd- or zn-pltd, 1/4-20NC x M (cover plate to left hand rear body panel)	4	ea
				WO-680402		PLATE, tapping, hood hinge, cowl half (1) (used after vehicle serial No. 60406 left side only)	2	ea
				WO-680406		PLATE, tapping, rear view mirror (in cowl)	1	ea
				WO-672616	7954266	PLATE, tapping, windshield clamp catch (to instrument panel)	2	ea

5

18-16

18-7

18-7

			WO-680266	-----	PLATE, tapping, windshield hinge (defrost chamber windshield bottom panel)	2	ea
112	H102-0432487		432487	PLUG, button, S, cd- or zn-pltd, 1 $\frac{1}{16}$ dia hole size (for 0.037 to 0.062 thk material) (dual control on instrument panel) (superseded by PLUG 8332574) (used on vehicles after serial No. 22359 and through serial No. 43035)	1	ea
		G758-8332574	WO-809596	8332574	PLUG, button, S, dia hole size (for 0.037 to 0.062 thk material) (painted) (dual control on instrument panel) (supersedes PLUG 432487) (used on vehicles after serial No. 43035)	1	ea
			UC-48155	142083	PLUG, button, S, dia hole size (for 0.047 to 0.093 thk material) (painted) (primer hole in dash panel)	1	ea
			WO-806673	-----	PLUG, button, S, dia hole size (for 0.037 to 0.093 thk material) (painted) (primer hole in instrument panel)	1	ea
			WO-806674	-----	PLUG, button, S, dia hole size (for 0.037 to 0.093 thk material) (painted) (primer hole in instrument panel)	1	ea
			WO-681181	-----	REINFORCEMENT, channel, body side panel top rear corner	2	ea
			WO-681512	-----	REINFORCEMENT, hood catch (windshield panel)	1	ea
			WO-681037	-----	REINFORCEMENT, passenger seat safety rail, w/weld NUTS, assy (on instrument panel)	2	ea
			WO-680302	-----	REINFORCEMENT, rear cowl panel, w/weld NUTS, assy	1	ea
			WO-684555	-----	REINFORCEMENT, rear cowl panel, w/weld NUTS, assy (M170)	1	ea
			WO-683573	-----	REINFORCEMENT, spare wheel mtg bolt (rear panel) (used on vehicles after serial No. 35896)	1	ea
		G758-8329756	WO-680128	8329756	RETAINER, canvas top to windshield frame (welded)	1	ea
			WO-680371	8677552	RETAINER, door curtain, left (M170) -----	1	ea
				163600	SCREW, tapping, cross-recess-pan-hd , conical, pilot-pt, sh-met-thd, S, cd- or zn-pltd, No. 10 (0.186) x $\frac{1}{2}$ (retainer to windshield frame)	4	ea
			WO-680372	-----	RETAINER, door curtain, right (M170)	1	ea
				163600	SCREW, tapping, cross-recess-pan-hd , conical pilot-pt, sh-met-thd, S, cd- or zn-pltd, No. 10 (0.186) x (retainer to windshield frame)	4	ea
	2510-769-7548	G740-7697548	WO-A3549	7697548	RETAINER, sq-nut, $\frac{3}{16}$ (cowl pillar, left (2), cowl pillar, right (3), rear cowl panel (4))	9	ea
Hi	-----	11101-0454783	-----	454783	SCREW, assembled washer, cross-recess-pan-hd , int-teeth lock washer, header-pt, S, cd- or zn-pltd, No. 10 (0.190)-24NC-2A x (door fastener hole plug in left rear cowl panel (2)), deep water vent system holes in dash (2) (used on vehicles after serial No. 23359))	4	ea
H1	012-0361	11001-4135661	-----	120361	NUT, mach screw, hex, S, cd- or zn-pltd, No. 10 (0.190)-24NC-2 (door fastener hole plug only)	2	ea

(1) ILLUSTRATION NO.	(2) REFERENCE SYMBOLS	(3) FEDERAL STOCK NO.	(4) ORDNANCE STOCK NO.	(5) MFR'S PART NO.	(6) ORDNANCE PART NO.	(7) DESCRIPTION	(8) QUANTITY INCORPORATED IN UNIT	(9) UNIT OF ISSUE
GROUP 18—BODY—Continued								
1804—BODY PANELS, PILLARS, AND WINDSHIELD—Continued								
18-8	H1		H101-0425384	-----	425384	SCREW, int-teeth lock washer, hex-hd, header-pt, S, cd- or zn-pltd, $\frac{1}{4}$ -20NC-2 x 1% (upper door hinge hole plugs)	4	ea
18-8	Hi	012-0375 5330-734-8567	11001-4167501 G740-7348567	----- PEE-577-2 WO-94096 WO-680575 WO-663079 WO-681275	120375 7348567	NUT, hex, lt, s-fin, S, cd- or zn-pltd, $\frac{1}{4}$ -20NC-2 SEAL, strip type, 31 $\frac{1}{2}$ dia bead x 80 ft lg (windshield)	4 1	ea ft
			G758-8329988	WO-681274	8329988	- - SPRING, catch, hood to windshield STRAINER, inner rear body panel to frame STRAP, hold-down, windshield (M170)	1 2 1	ea ea ea
			G758-8329988	WO-681274	8329988	STRAP, hold-down windshield, w/BUCKLE, assy (M170)	1	ea
			G758-8329656	WO-681275 WO-A2602 WO-680144	585861	Composed of: 1 BUCKLE 1 STRAP 1 TIP		
	H1	-----	H101-0454783	-----	454783	STRIKER, glove box door - - - - - SCREW, assembled washer, cross-recess-pan-hd, int-teeth-lock washer, header-pt, S, cd- or zn-pltd, No. 10 (0.190)-24NC-2A x $\frac{1}{2}$	1 1	ea ea
				UC-78316 WO-687682 WO-A2602 WO-804373	-----	STUD, turn button (canvas top) (M170) - - - - - TIP, strap end (windshield hold-down strap)	2 1	ea ea
18-8	H1	5310-012-0391	H001-7043621		120391	WASHER, FLAT, S, $\frac{3}{64}$ ID, 1% OD, thk (rear body panel) (used on vehicles through serial No. 35896)	2	ea
18-8		-----	G758-8329659	WO-680430	8329659	WASHER, FLAT, S, cd- or zn-pltd, $\frac{3}{32}$ ID, OD, 0.049 thk	13	ea
18-6, 8			G758-8329658	WO-680505	8329658	WEATHERSEAL, ru, 134.74 in. lg (windshield glass) -	1	ea
18-8	H1	5305-015-9582	11101-0159582	-----	159582	WEATHERSEAL, ru, 58.92 in. lg (windshield to cowl) -	1	ea
18-8	H1	5305-016-1860	H101-0161860	-----	161860	BOLT, MACHINE, cross-recess-pan-hd, S, cd- or zn-pltd, No. 8 (0.164)-32NC-2 x $\frac{3}{4}$	2	ea
18-8	H1			-----	161860	SCREW, tapping cross-recess-pan-hd, gimlet-pt, shmet-thd, S, cd- or zn-pltd, No. 8 (0.165) x $\frac{1}{2}$	11	ea
				WO-691357 WO-691358	-----	WINDSHIELD ASSY, w/o GLASS (M38A1) - - - - -	1	ea
18-1, 6			G758-8332065	WO-681406	8332065	WINDSHIELD ASSY, w/o GLASS (M170) - - - - -	1	ea
18-2, 3, 7				WO-683937	-----	WINDSHIELD, w/GLASS, complete, assy (M38A1) - - - - - WINDSHIELD, w/GLASS, complete, assy (M170)	1 1	ea ea

1805—FLOOR PANS AND ACCESS PANELS

		2520-769-7515	G740-7697515	WO-647574	7697515	BOOT, gear shift lever	1	ea
		2520-769-7527	G740-7697527	WO-801058	7697527	BOOT, transfer gear shift lever (ru)	1	ea
				WO-685867	BRACKET, gas tank support front, assy (w/weld NUTS) (M170)	1	ea
	HI		H101-0271187	-----	271187	NUT, hex, It, ext-teeth lock washer, S, cd- or zn-pltd, $\frac{1}{16}$ -24NF-2B (bracket to center floor pan)	3	ea
				WO-683909	- - - -	BRACKET, gas tank support rear, assy (w/weld NUTS)	1	ea
	H1		H101-0271187	-----	271187	NUT, hex, It, ext-teeth lock washer, S, cd- or zn-pltd, $\frac{5}{16}$ -24NF-2B	3	ea
				WO-680991	8677448	BRACKET, No. 1, hold-down, body, left (used on vehicles through serial No. 60406)	1	ea
				WO-680992	BRACKET, No. 1, hold-down, body, right (used on vehicles through serial No. 60406)	1	ea
	H6	-----	11006-8330945	8330945	CLAMP, hose (Tinnerman), S, phos-ctd, ID	1	ea
	116	-----	11106-0111627	111627	CLAMP, hose, S, rustproof, 2 $\frac{5}{8}$ in. (lower) (gear shift lever boot)	1	ea
18-16		-----	2510-769-7578	G740-7697578	WO-673474	COVER, floor (access, transmission)	1	ea
18-16	H1	042-5899	H101-0425899	425899	BOLT, ASSEMBLED WASHER, hex-hd, int-teeth-lock washer, header-pt, S, cd- or zn-pltd, $\frac{3}{16}$ -24UNC-2A x 2 (supersedes REST 7375392 listed in subgroup 0312) (used on vehicles after serial No. 34021)	1	ea
3 18-16	H1	042-5380	H101-0425380	425380	BOLT, ASSEMBLED WASHER int-teeth lock washer, hex-hd, header-pt, S, cd- or zn-pltd, 1 -20NC-2 x $\frac{5}{8}$	7	ea
		2510-769-7520	G740-7697520	WO-674364	7697520	COVER, front floor pan drain hole	2	ea
				WO-674408	8677314	COVER, front floor pan drain hole, w/GASKET, assy (superseded by COVER 8331954)	2	ea
18-16		-----	5305-735-1314	G740-7351314	WO-675567	SCREW, thumb, br, -20NC -2 x	2	ea
18-16				G758-8331954	WO-682197	COVER, front floor pan drain hole (supersedes COVER 8677314)	2	ea
18-16		-----	2510-769-7522	G740-7697522	WO-674882	COVER, inspection, floor, brake cylinder	1	ea
18-16	H1	042-5380	H101-0425380	-----	425380	BOLT, int-teeth, lock washer, hex-hd, header-pt, S, cd- or zn-pltd, $\frac{1}{4}$ -20NC-2 x $\frac{5}{8}$	4	ea
18-16		-----	2510-769-7525	G740-7697525	WO-674910	COVER, w/weld NUTS (welded) (front floor pan, lower)	1	ea
18-16	H1	042-5380	11101-0425380	-----	425380	BOLT, int-teeth lock washer, hex-hd, header-pt, S, cd- or zn-pltd, $\frac{1}{4}$ -20NC-2 x	11	ea
		2510-769-7521	G740-7697521	WO-674365	7697521	GASKET, floor, drain hole cover (ru) -----	2	ea
	H1	013-6603	H101-0136603	-----	136603	RIVET, split, oval-hd, S, x	4	ea
				ONB-SN-2113	8676969	NUT, weld, S, $\frac{1}{4}$ -20NC (front floor pan and dash panel (7), lower cover plate, front floor pan (14))	21	ea
18-16			G758-8329735	WO-674350				
				WO-672846	8329735	NUT, S, $\frac{1}{4}$ -20NC w/RETAINER, (upper cover plate to dash panel (10), lower cover plate to front floor panel (13))	23	ea
				ONB-SN1610	8677317	NUT, weld, S, No. 10--24NC (front floor pan and dash panel (13), gussets, left and right (2))	15	ea
				WO-674898				

(1) ILLUSTRATION NO.	(2) REFER- ENCE SYMBOLS	(3) FEDERAL STOCK NO.	(4) ORDNANCE STOCK NO.	(5) MFR'S PART NO.	(8) ORDNANCE PART NO.	(7) DESCRIPTION	(8) QUANTITY INCOR- PORATED IN UNIT	(9) UNIT OF ISSUE
GROUP 18—BODY—Continued								
1805—FLOOR PANS AND ACCESS PANELS								
—Continued								
				WO-680445		NUT, weld, S, $\frac{1}{16}$ -18 N C (front floor pan and dash panel (9), rear floor pan (1))	10	ea
				WO-674939		NUT, weld, S, $\frac{1}{16}$ -24NF (upper cover plate, front floor pan)	1	ea
				WO-684117		PAN, center floor, complete, assy (welded) (M170)	1	ea
				WO-680631		PAN, floor, w/weld NUTS (welded)	1	ea
				WO-684248		PAN, floor, w/weld NUTS (welded) (M170)	1	ea
				WO-680624		PAN, front floor, w/weld NUTS (welded)	1	ea
				WO-684004		PAN, front floor, w/weld NUTS (welded) (M170)	1	ea
				WO-680003	8677608	PAN, rear floor (welded)	1	ea
				WO-684192		PAN, rear floor (welded) (M170)	1	ea
				WO-680625	8677630	PAN, rear floor w/PAN, cross SILL, RISER, and weld NUT (welded)	1	ea
				WO-684246		PAN, rear floor, w/HOUSE and rear PANELS, assy (welded) (M170)	1	ea
18-16				WO-680159	8677606	PANEL, front floor, w/DASH (welded)	1	ea
				WO-683009		PANEL, front floor, w/DASH (welded) (M170)	1	ea
				WO-685257		PLATE, access, gas tank unit (M170)	1	ea
	HI	042-5379	H101-0425379		425379	BOLT, integral lock washer, int-teeth, hex-hd, header-pt, S, cd- or zn-pltd, $\frac{1}{4}$ -20NC-2 x $\frac{1}{2}$	7	ea
18-16		2540-769-7523	G740-7697523	WO-674884	7697523	PLATE, access, motor heater cutout	1	ea
18-16	HI	042-5380	H101-0425380		425380	BOLT, ASSEMBLED WASHER, int-teeth lock washer, hex-hd, header-pt, S, cd- or zn-pltd, $\frac{1}{4}$ -20NC-2 x $\frac{5}{8}$	5	ea
		2530-769-7526	G740-7697526	WO-674919	7697526	PLATE, access, steering column (superseded by PLATE WO-685679)	1	ea
18-16	HI	042-5380	H101-0425380		425380	BOLT, ASSEMBLED WASHER, int-teeth lock washer, hex-hd, header-pt, S, cd- or zn-pltd, 4-20NC-2 x $\frac{5}{8}$	2	ea
18-16				WO-685679		PLATE, access, steering column (supersedes PLATE 7697526)	1	ea
18-16		2520-769-7519	G740-7697519	WO-674316	7697519	PLATE, access, transfer case bolt	1	ea
18-16	HI	042-5380	H101-0425380		425380	BOLT, ASSEMBLED WASHER int-teeth lock washer, hex-hd, header-pt, S, cd- or zn-pltd, $\frac{1}{4}$ -20NC-2 x $\frac{5}{8}$	2	ea
		2510-737-5170	G740-7375170	WO-674953	7375170	PLATE, catch, tool box lid	1	ea
18-16	-----	2510-737-5158	G740-7375158	WO-673483	7375158	PLATE, cover, power-take-off shift	1	ea

18-16	H1	5305-016-1895	H101-0161895		161895	SCREW, tapping, cross-recess, pan-hd , gimlet-pt, sheet-thd, S, cd- or zn-pltd , No. 10 (0.191) x	4	ea
		2510-769-7579	G740-7697579	WO-673481	7697579	PLATE, cover, toe board (used on vehicles through serial No. 71065)	2	ea
	H1	042-5380	11101-0425380	-----	425380	BOLT, ASSEMBLED WASHER, int-teeth lock washer, hex-hd, header-pt, S, cd- or zn-pltd, 1/4-20NC-2 x	4	ea
			G758-8329733	WO-680509	8329733	PLATE, cover, w/weld NUTS (welded) (front floor pan, upper) (superseded by PLATE WO-680506)	1	ea
18-16	H1	042-5380	11101-0425380		425380	BOLT, ASSEMBLED WASHER, int-teeth lock washer, hex-hd , header-pt, S, cd- or zn-pltd, 1/4-20NC-2 x	11	ea
18-16				WO-680506		PLATE, cover (front floor pan, upper) (supersedes PLATE 8329733)	1	ea
18-16	-----	5340-769-7581	G740-7697581	WO-674230	7697581	PLUG, button, ru, 3/4 in (drain, front floor pan) -----	1	ea
		2520-769-7577	G740-7697577	WO-801568	7697577	RING, gear shift lever housing cover ... -----	1	ea
	H1	5305-016-1895	H101-0161895		161895	SCREW, tapping, pan-hd, cross-recess, gimlet-pt, sheet metal thread, S, cd- or zn-pltd, No. 10 (0.191) x	4	ea
				WO-680399		RISER, front to rear floor -----	1	ea
	H1	5320-010-4080	11001-0924139		104080	RIVET, b-hd, S, x ^s (No. 1 body hold-down bracket, left and right)	2	ea
		5330-734-8567	G740-7348567	PEE-577.2	7348567	SEAL (WEATHERSTRIP), soft, pliable compound, dia, 80 ft		ea
				WO-94096				
				WO-674743	-----	SILL, cross, rear floor pan, rear, assy (superseded by SILL WO-691593 for M38A1 only)	1	ea
				WO-691593	-----	SILL, cross, rear floor pan, rear, assy (supersedes SILL WO-674743)	1	ea
				WO-681167	8677588	WELL, gas tank, front floor, pan-shaped -----	1	ea
						1806—SEATS, CRASH PADS, TRIM, AND UPHOLSTERY		
				WO-685513	-----	BACK, assy (driver's seat) (supersedes BACK WO-691550) (M170) Composed of:	1	ea
				WO-685387	-----	-- 1 PAD		
				WO-685521	-----	1 SPRING		
				WO-685507	-----	-- 1 TRIM		
18-13				WO-691550	-----	BACK, assy (driver's seat) (supersedes BACK WO-685513) (M170) Composed of:	1	ea
				WO-691537	-----	-- 1 PAD		
				WO-691540	-----	--1 PAD		
				WO-300159	-----	-- 1 RING		
				WO-685521	-----	1 SPRING		
				WO-685507	-----	-- 1 TRIM		

(1)	(2)	(3)	(4)	(5)	(6)	(7)	(8)	(9)
ILLUSTRATION NO.	REFERENCE SYMBOLS	FEDERAL STOCK NO.	ORDNANCE STOCK NO.	MFR'S PART NO.	ORDNANCE PART NO.	DESCRIPTION	QUANTITY INCORPORATED IN UNIT	UNIT OF ISSUE
						GROUP 18—BODY—Continued		
						1806—SEATS, CRASH PADS, TRIM, AND UPHOLSTERY—Continued		
18-12				WO-685517	-----	BACK, front passenger seat, assy (complete w/TRIM) (superseded by BACK WO-691553) (M170)	1	ea
				WO-691553	BACK, front passenger seat assy (complete w/TRIM) (supersedes BACK WO-685517) (M170)	1	ea
				WO-685149	-----	BRACE, front passenger seat back frame (M170)	1	ea
	HI	011-8073	H001-0926281	-----	118073	RIVET, solid, fl-hd, S, $\frac{3}{4} \times 1\frac{1}{16}$	2	ea
	HI	5310-012-0394	H001-7043741	-----	120394	WASHER, FLAT, light series, S, cd- or zn-pltd, $\frac{1}{2}$ ID, $\frac{1}{2}$ OD, 0.065 thk (brace to front passenger seat back)	4	ea
				WO-685286	-----	BRACKET, locking, front passenger seat frame (M170).	1	ea
				WO-664595	-----	BRACKET, pivot, front passenger seat (M170)	1	ea
18-12,13	HI	H101-0451975		451975	BOLT, mach, hex-hd, w/spring lock washer, S, cd- or zn-pltd, $\frac{1}{2}$ -18NC x $\frac{3}{4}$ (seat pivot bracket to center floor pan)	2	ea
	HI	011-8073	H001-0926281		118073	RIVET, solid, fl-hd, S, $\frac{3}{4} \times 1\frac{1}{16}$ (front passenger seat back frame to front passenger seat pivot bracket)	2	ea
	HI	5310-012-0394	H001-7043741	120394	WASHER, FLAT, light series, S, cd- or zn-pltd, $\frac{3}{16}$ ID, $\frac{1}{2}$ OD, 0.065 thk (front passenger seat back frame to front passenger seat pivot bracket)	2	ea
18-12	HI	5310-044-6363	11101-0446363		446363	WASHER, FLAT, S, cd- or zn-pltd, $\frac{3}{8}$ ID, $\frac{7}{8}$ OD, 0.083 thk (seat pivot bracket to center floor pan)	2	ea
18-9			G758-8328486	WO-681161	8328486	BRACKET, retaining, seat (rear passenger) (M38A1)	2	ea
			G740-7372885	WO-673600	7372885	SCREW, int-teeth lock washer, hex-hd, S, cd- or zn-pltd, $\frac{1}{4}$ -20NC-2 x % (superseded by SCREW 425380)	4	ea
18-9	HI	11101-0425380	425380	SCREW, int-teeth-lock washer, hex-hd, header-pt, S, cd- or zn-pltd, $\frac{1}{4}$ -20NC-2 x % (supersedes SCREW 7372885)	4	ea
				WO-684185		BRACKET, retainer spring, front seat frame (use after vehicles serial No. 61809) (M38A1)	1	ea
				WO-673775	-----	CHAIN, retaining (seat hinge pivot) (M38A1)	1	ea
		4030-737-5007	G740-7375007	WO-674418	7375007	CHAIN, retn, seat hinge pivot, w/RING and PIN, assy (M38A1)	2	ea
				WO-673775	-----	Composed of:		
					8676970	1 CHAIN		
						1 PIN		
				WO-673774	-----	2 RING		

18-10,11	H2		H002-7697531	-----	7697531	CLIP, seat cushion spring, hog, $\frac{1}{8}$ "-14 ga -----		ea
				WO-685514		COVER, crash pad (driver's seat frame) (M170) -----	1	ea
				WO-685500		CUSHION, front driver's seat, assy (complete) (super-	1	ea
				WO-687079		seded by CUSHION WO-691549) (M170)		
						CUSHION, front passenger seat, assy (complete) (super-	1	ea
						seded by CUSHION WO-691549) (M170)		
18-12,13				WO-691549		CUSHION, front passenger and driver's seat, assy (part	2	ea
						of CUSHION WO-691550) (supersedes CUSHION		
						WO-685500 and WO-687079)		
						Composed of:		
				WO-685501		1 COVER		
				WO-691539		1 PAD		
				WO-691541		1 PAD		
				WO-687255		1 PAN		
				WO-K300159	-----	1 RING		
				WO-685449		1 SPRING		
				WO-685525	-----	CUSHION, front passenger, assy (complete w/TRIM	1	ea
						and FRAME) (superseded by CUSHION WO-691552)		
						(M170)		
18-2,3				WO-691552	-----	CUSHION, front passenger, assy (complete w/TRIM	1	ea
						and FRAME) (supersedes CUSHION WO-685525)		
						(M170)		
18-10,11		2540-737-5008	G740-7375008	WO-672000	7375008	CUSHION, driver's and front passenger seat, assy	2	ea
						(M38A1)		
18-10,11	H1	-----	H101-0455305	-----	455305	BOLT, MACHINE, assembled washer, hex-hd, split	4	ea
						lock washer, header-pt, S, cd- or zn-pltd, $\frac{1}{16}$ "-24UNF-		
						2A x		
18-10,11				WO-NPN*	-----	CUSHION, driver's and front passenger seat back, assy	2	ea
						(part of SEAT, 8328489) (built-up on SEAT frame		
						8328487 at assy) (M38A1)		
						Composed of:		
					7697531	CLIP		
				WO-671963		1 PAD		
					111687	24 SCREW		
					7697537	1 SPRING		
				WO-672012		1 TRIM		
					140241	24 WASHER		
18-9	-----	2540-769-7499	G740-7697499	WO-673586	7697499	CUSHION, rear seat, assy (M38A1)	1	ea
18-11			G758-8328487	WO-680257	8328487	FRAME, driver's seat (welded) (M38A1)	1	ea
18-11	H1	-----	H101-0451975	-----	451975	SCREW, lock washer, sltd-hex-hd, S, cd- or zn-pltd,	2	ea
						$\frac{5}{16}$ "-18NC-3 x		
18-11	H1	5310-012-0393	H001-7043711	-----	120393	WASHER, FLAT, S, cd- or zn-pltd, $\frac{3}{32}$ " ID, $1\frac{1}{2}$ " OD,	2	ea
						0.065 thk		
18-13				WO-684250	-----	FRAME, driver's seat (welded) (M170) -----	1	ea
18-10	-----	2510-769-7505	G740-7697505	WO-673511	7697505	FRAME, front passenger seat (welded) (M38A1)	1	ea
18-12				WO-685154	-----	FRAME, front passenger seat (welded) -----	1	ea

(1) ILLUSTRATION NO.	(2) REFERENCE SYMBOLS	(3) FEDERAL STOCK NO.	(4) ORDNANCE STOCK NO.	(5) MFR'S PART NO.	(6) ORDNANCE PART NO.	(7) DESCRIPTION	(8) QUANTITY INCORPORATED IN UNIT	(9) UNIT OF ISSUE
GROUP 18—BODY—Continued								
1806—SEATS, CRASH PADS, TRIM, AND UPHOLSTERY—Continued								
18-12				WO-685158	-----	FRAME, front passenger seat cushion (welded) (M170)....	1	ea
18-9				WO-673408	8673489	FRAME, rear seat, assy (M38A1)	1	ea
		2510-769-7502	G740-7697502	WO-673387	7697502	FRAME, rear seat, back (M38A1)	1	ea
	111	010-4111	H001-0924288.....		104111	RIVET, b-hd, S, 3/8 x 3/4	2	ea
		2510-769-7501	G740-7697501	WO-673371	7697501	FRAME, rear seat, bottom half (M38A1)	1	ea
18-10,11	H2		H002-0103277		549189	GROMMET, w/WASHER, plain, br, black, No. 4 (in) (front passenger seat back) (front driver's seat back)	2	ea
	H2		H102-0120041		120041	GROMMET, plain, br, black, No. 4, 1/2 in. (front passenger seat back) (front driver's seat back)	2	ea
18-11	H1		H101-9409097	WO-681207	LEG, driver's seat, left rear (welded to frame) (M38A1) ..	1	ea
					9409097	BOLT, MACHINE, assembled washer, hex-hd, split lock washer, header-pt, S, cd- or zn-pltd, 5/8-18UNC-2A x 5/8 (attaches seat leg to wheel housing)	1	ea
18-11	H1		H101-9409097	WO-681206	LEG, driver's seat, right rear (welded to frame) (M38A1)..	1	ea
					9409097	BOLT, MACHINE, assembled washer, hex-hd, split lock washer, header-pt, S, cd- or zn-pltd, 5/8-18UNC-2A x 5/8 (seat leg to floor)	1	ea
				WO-684249	LEG, rear, front driver's seat, (welded to frame) (M170)	1	ea
				WO-685262	LEG, front driver's seat (welded to frame) (M170)	1	ea
18-12	H2		G758-8328488	WO-681189	8328488	LEG, front passenger seat (welded) (M38A1)..	1	ea
			H002-7697591		7697591	LOOP, footman loop to front passenger seat cushion pan) (M170)	1	ea
				WO-664933	NUT, clip, No. 10-A thd (optional w/NUT, WO-664934)	2	ea
				WO-664934	NUT, speed, No. 10 -A thd (optional w/NUT, WO-664933)	2	ea
18-12					162457	SCREW, tapping, oval-hd, cross-recess, cd- or zn-pltd, No. 10-12 x	2	ea
				WO-685369	PAD, crash (driver's seat frame) (superseded by PAD WO-691394) (M170)	1	ea
				WO-691394	PAD, crash (driver's seat frame) (supersedes PAD WO-685369) (M170)	1	ea
				WO-685143	PAD, crash (front passenger seat frame) (superseded by PAD WO-691395) (M170)	1	ea
				WO-691395	PAD, crash (front passenger seat frame) (supersedes PAD WO-685143) (M170)	1	ea

		WO-671963	-----	PAD, driver's and front passenger seat back (M38A1)	2	ea
		WO-671962	8677256	PAD, driver's and passenger seat cushion spring (M38A1)	2	ea
		WO-673504	8673988	PAD, rear seat cushion spring (M38A1)	1	ea
		WO-685384		PAD, seat back (front passenger) (rubberized steel padding) (superseded by PAD WO-691393) (M170)	1	ea
		WO-691393	PAD, seat back (front passenger) (Tapatco) (supersedes PAD WO-685384) (M170)	1	ea
		WO-685387		PAD, seat back spring (driver's and front passenger) (superseded by PAD WO-691540) (M170)	2	ea
		WO-691540		PAD, seat back spring (Tapatco) (driver's and front passenger) (supersedes PAD WO-685387) (M170)	2	ea
		WO-691537	PAD, seat back spring, assy (Corofelt) (driver's) (M170)	1	ea
		WO-685386	PAD, seat cushion spring (driver's and front passenger) (superseded by PAD WO-691541) (M170)	2	ea
		WO-691541		PAD, seat cushion spring (front passenger and driver's seat) (Tapatco) (supersedes PAD WO-685386) (M170)	2	ea
		WO-691539	PAD, seat cushion spring, assy (driver's and front passenger) (M170)	2	ea
		WO-685567		PAD w/COVER, assy (driver's seat frame) (superseded by PAD WO-691547) (M170)	1	ea
		WO-685514		Composed of:		
		WO-685369		1 COVER		
		WO-691547	1 PAD		
				PAD w/COVER, assy (driver's seat frame) (supersedes PAD WO-685567) (M170)	1	ea
		WO-685514		Composed of:		
		WO-691394		1 COVER		
		WO-685568		1 PAD		
				PAD, w/COVER, assy (front passenger seat) (superseded by PAD WO-691546) (M170)	1	ea
		WO-685518	Composed of :		
		WO-685384	1 COVER		
		WO-691546	1 PAD		
				PAD, w/COVER, assy (front passenger seat) (supersedes PAD WO-685568) (M170)	1	ea
		WO-685518	Composed of:		
		WO-691393	1 COVER		
		WO-685566	1 PAD		
				PAD w/COVER, assy (front passenger seat frame) (superseded by PAD WO-691545) (M170)	1	ea
		WO-691545	PAD w/COVER, assy (front passenger seat frame) (supersedes PAD WO 685566) (M170)	1	ea
		WO-685522	Composed of:		
		WO-691395	1 COVER		
			1 PAD		

(1)	(2)	(3)	(4)	(5)	(6)	(7)	(8)	(9)
ILLUSTRATION NO.	REFERENCE SYMBOLS	FEDERAL STOCK NO.	ORDNANCE STOCK NO.	MFR'S PART NO.	ORDNANCE PART NO.	DESCRIPTION	QUANTITY INCORPORATED IN UNIT	UNIT OF ISSUE
						GROUP 18—BODY—Continued		
						1806—SEATS, CRASH PADS, TRIM, AND UPHOLSTERY—Continued		
				WO-685569		PAN, driver's seat back (M170)	1	ea
				WO-664933	 NUT, clip, No. 10-A thd (optional w/NUT WO-664934)	4	ea
				WO-664934		NUT, speed, No. 10-A-thd (optional w/NUT WO-664933)	4	ea
					162487	SCREW, tapping, cross-recess, oval-hd, S, cd- or zn-pltd, No. 10-12 x 1 1/2 (driver's seat back pan to seat frame)	4	ea
				WO-685290		PAN, driver's seat, crash pad seat back (M170)	1	ea
				WO-673557	 PAN, driver's and front passenger seat (includes weld NUTS and CLIPS) (welded) (M38A1)	2	ea
				WO-687255	 PAN, driver's seat, front passenger seat (welded) (includes seat cushion spring RETAINER) (M170)	2	ea
				WO-664933	 NUT, clip, No. 10-A thd (optional w /NUT WO-664934)	4	ea
				WO-664934	 NUT, speed, No. 10-A thd (optional w/NUT WO-664933)	4	ea
					162487	SCREW, tapping, cross-recess-oval-hd, S, cd- or an-pltd, No. 10 (0.190) x 1 (cushion pan to frame)	4	ea
				WO-670372	 PANEL, front seat back (driver's seat (1), passenger seat (1)) (M38A1)	2	ea
					443120	PIN, grooved, S, cd- or zn-pltd, x 3/8 (front passenger seat frame) (M170)	1	ea
				WO-685285	 PIN, locking, front passenger seat frame (M170)	1	ea
		5315-737-6905	G740-7376905	WO-677836	7376905	PIN, 1 3/8 x (pivot, front passenger seat)	2	ea
				WO-674427	8676970	PIN, retaining chain (seat hinge pivot) (M38A1)	1	ea
18-12, 13		2510-769-7506	G740-7697506	WO-673561	7697506	PIVOT, front seat hinge, left (driver's seat (1), passenger's seat (2) for M170, passenger seat (1) M38A1)	3	ea
						M170	1	ea
						M38A1	2	ea
18-12	H1	H101-0271187	271187	NUT, hex, It, ext-teeth-lock washer, S, cd- or zn-pltd, 5/16-24NF-2B	2	ea
18-12	H1	012-0213	H001-5419841	120213	SCREW, cap, hex-hd, S, cd- or zn-pltd, 5/16-24NF-3 x 7/8	2	ea
18-10			G740-7697508	WO-674425	7697508	PIVOT, front seat hinge, left, w 'CHAIN, assy (M38A1)	1	ea
18-13	2510-769-7507	G740-7697507	WO-673562	7697507	PIVOT, front seat hinge, right (driver's seat (1) M170, passenger seat (1) M38A1)	1	ea
18-10	2520-737-2670	G740-7372670	WO-674426	7372670	PIVOT, front seat hinge, right, w CHAIN, assy (M38A1)	1	ea

18-10	H1		H101-9409898	-----	9409098	BOLT, MACHINE, assembled washer, hex-hd, split lock washer, header-pt, S, cd- or zn-pltd, $\frac{5}{16}$ -18UNC-2A x (front passenger seat pivot to floor)	2	ea
18-10	H1	012-0376	11001-4167541	-----	120376	NUT, hex, lt, s-fin, S, cd- or zn-pltd, $\frac{5}{16}$ -18NC-2.....	2	ea
18-10	H1	5310-012-0393	H001-7043711	-----	120393	WASHER, FLAT, S, cd- or zn-pltd, $\frac{1}{2}$ ID, $\frac{1}{4}$ OD, 0.065 thk	2	ea
					UC-51210 WO-675137	PLUG, button, S, zn-pltd, 0.965 to 0.980 dia (driver's seat frame (M38A1)	2	ea
18-9	2510-769-7509	G740-7697509	WO-673593	7697509	RETAINER, rear seat frame spring (M38A1) -----	2	ea
18-9	H1	042-5379	11101-0425379	-----	425379	BOLT, int-teeth lock washer, hex-hd, header-pt, S, cd- or zn-pltd, 4-20NC-2 x	4	ea
18-9	-----	2510-769-7510	G740-7697510	WO-673577	7697510	RETAINER, rear seat pivot tube (M38A1) -----	2	ea
18-9	H1	042-5379	H101-0425379	-----	425379	BOLT, int-teeth lock washer, hex-hd, header-pt, S, cd- or zn-pltd, 4-20NC-2 x	2	ea
					WO-673774 WO-685506	RING, retn chain (seat hinge pivot) (M38A1) ----- SEAT, driver's assy (complete w 'TRIM) (superseded by SEAT WO-691551) (M170)	2 1	ea ea
18-2,3					WO-691551	SEAT, driver's, assy (complete w/TRIM) (supersedes SEAT WO-685506) (M170)	1	ea
18-1,4,11			G758-8328489	WO-680156	8328489	SEAT, driver's, assy (complete w/TRIM) (M38A1) --	1	ea
18-1,4,10		2510-769-7534	G740-7697534	WO-673579	7697534	SEAT, front passenger, assy (complete w/TRIM) (M38A1):	1	ea
18-1,4,9		2510-769-7535	G740-7697535	WO-673580	7697535	SEAT, rear, assy (complete w/TRIM) (M38A1) -----	1	ea
18-9	-----	5340-769-7538	G740-7697538	WO-673497	7697538	SPRING, coil, rear seat back, assy (M38A1) -----	1	ea
		5340-769-7539	G740-7697539	WO-673498	7697539	SPRING, coil, rear seat cushion, assy (M38A1) -----	1	ea
18-10,11		5340-769-7537	G740-7697537	WO-671961	7697537	SPRING, coil, seat back, assy (driver's (1), front passenger (1)) (M38A1)	2	ea
		5340-769-7536	G740-7697536	WO-671960	7697536	SPRING, coil, seat cushion, assy (driver's (1), front passenger (1)) (superseded by SPRING, WO-685467) (M38A1)	2	ea
					WO-685467	SPRING, coil, seat cushion, assy (driver's (1), front passenger (1)) (supersedes SPRING 7697536) (M38A1)	2	ea
					WO-685449 WO-687869	SPRING, driver's and passenger seat, assy (M170) ----- SPRING, driver's seat back, assy (coil type) (optional SPRING WO-685421) (M170)	2 1	ea ea
			G758-8332513	WO-684184	8332513	SPRING, retaining, front passenger seat (used on vehicles after serial No. 61809) (M38A1)	1	ea
	H1	012-0375	H001-4167501		120375	NUT, hex, lt, s-fin, S, cd- or zn-pltd, $\frac{1}{4}$ -20NC-2 -----	2	ea
		5305-737-2885	G740-7372885	WO-673600	7372885	SCREW, int-teeth-lock washer, hex-hd, header-pt, S, cd- or zn-pltd, $\frac{1}{4}$ -20NC-2 x % (superseded by SCREW 425380)	2	ea
	H1	-----	H101-0425380	-----	425380	SCREW, int-teeth-lock washer, hex-hd, header-pt, S, cd- or zn-pltd, $\frac{1}{4}$ -20NC-2 x % (supersedes SCREW 7372885)	2	ea
18-13					WO-685521	SPRING, seat back, assy (coil type, driver's) (optional w/SPRING WO-687869) (M170)	1	ea
18-12					WO-685789	STRAP, upper litter rack stowage (M170) -----	2	ea

(1) ILLUSTRATION NO.	(2) REFER- ENCE SYMBOLS	(3) FEDERAL STOCK NO.	(4) ORDNANCE STOCK NO.	(5) MFR'S PART NO.	(6) ORDNANCE PART NO.	(7) DESCRIPTION	(8) QUANTITY INCOR- PORATED IN UNIT	(9) UNIT OF ISSUE
GROUP 18—BODY—Continued								
1806—SEATS, CRASH PADS, TRIM, AND UPHOLSTERY—Continued								
18-9				WO-684177	SUPPORT, front, auxiliary litter, inner (M170)	1	ea
18-9	H1	5306-011-1687	H101-0111687	WO-673581	TRIM, rear seat back, assy (M38A1)	1	ea
18-9	H1	6310-014-0241	H101-0140241	111687	SCREW, tapping, oval-hd, gimlet-pt, sh-met-thd, S, cd- or zn-pltd, No. 10 (0.191) x ½	10	ea
18-9	H1	6310-014-0241	H101-0140241	140241	WASHER, FINISHING, S, cd- or zn-pltd, No. 10 (0.190)	10	ea
	H1	6305-011-1687	H101-0111687	WO-673587	TRIM, rear seat cushion, assy (M38A1)	1	ea
	H1	6305-011-1687	H101-0111687	111687	SCREW, tapping, oval-hd , gimlet-pt, sh-met-thd, S, cd- or zn-pltd , No. 10 (0.191) x in.	10	ea
	H1	5310-014-0241	H101-0140241	140241	WASHER, FINISHING, S, cd- or zn-pltd, No. 10 (0.190)	10	ea
18-10, 11			WO-672012	TRIM, seat back, assy (driver's (1), front passenger (1)) (M38A1)	2	ea
18-10, 11	H1	6305-011-1687	H101-0111687	111687	SCREW, tapping, oval-hd, gimlet-pt, sh-met-thd, S, cd- or zn-pltd, No. 10 (0.191) x ½	24	ea
18-10, 11	H1	5310-014-0241	H101-0140241	140241	WASHER, FINISHING, S, cd- or zn-pltd , No. 10 (0.190)	24	ea
18-13				WO-685507	TRIM, seat back, assy (driver's (1), front passenger (1)) (M170)	2	ea
18-12, 13	H1	011-1687	H101-0111687	111687	SCREW, TAPPING, OVAL-HD, gimlet-pt, sh-met-thd, S, cd- or zn-pltd, No, 10 (0.191) x ½	22	ea
18-12, 13	H1	5310-014-0241	H101-0140241	140241	WASHER, FINISHING, S, cd- or zn-pltd, No. 10 (0.190)	22	ea
	H2		11102-0120044	120044	TRIM, seat cushion, assy (driver's (1), front passenger (1)) (M38A1)	2	ea
	H1	012-0394	H001-7043741	120394	WASHER, FLAT, br, black, No. 4, ½ (front passenger seat back) (front driver's seat back)	2	ea
				120394	WASHER, FLAT, 5, cd- or zn-pltd, % ID, "4 OD, 0.065 thk (used as hinge bearing on rear seat)	2	ea
1808—STOWAGE AND STRAPS								
				WO-674086	BODY, spare gas can bracket	1	ea
				ONB-SK3851C	BOSS, weld, flanged (tool box) (used on vehicles through serial No. 29213)	1	ea
				WO-675071			
				WO-680404	8677601	BOX, glove, side and bottom, assy	1	ea

18-4	H1	H101-0454783		454783	SCREW, assembled washer, cross-recess-pan-hd, int-teeth lock washer, header-pt, S, cd- or zn-pltd, No. 10 (0.190)-24NC-2A x	9	ea
				WO-683107	BRACKET, guide, tool box lid catch (used on vehicles after serial No. 29213)	1	ea
				WO-681266	8677401	BRACKET, shovel stowage, w/weld NUTS and footman LOOP, assy	1	ea
			G740-7375163	WO-673457	7375163	BRACKET, spare gasoline can, assy -----	1	ea
	H1	H101-0455319		455319	BOLT, assembled washer, hex-hd, split lock washer, header-pt, S, cd- or zn-pltd, 3 -16UNC-2A x 2%	4	ea
	H1	012-0377	H001-4167581 -		120377	NUT, hex, lt, s-fin, S, cd- or zn-pltd 3/8-16NC-2 - - - -	4	ea
				WO-680310	BRACKET, stowage, top bow, front (used on vehicles through serial No. 83545)	2	ea
			G758-8329983	WO--680309	8329983	BRACKET, stowage, top bow, front, w/weld NUTS, assy (superseded by BRACKET WO-684296)	2	ea
				WO-684295	BRACKET, stowage, top bow, left, front (used on vehicles after serial No. 83545)	1	ea
			G758-8329982	WO-680312	8329982	BRACKET, stowage, top bow, rear	2	ea
	5305-737-2885	G740-7372885	WO-673600	7372885	SCREW, int-teeth lock washer, hex-hd, S, cd- or zn-pltd, 20NC- 2 x 5/8 (stowage bracket and top chain thumb screw (4), top bow stowage bracket rear to side panel (4))	8	ea	
			WO-684296	BRACKET, stowage, top bow, right, front (supersedes BRACKET 8329983)	1	ea	
	112	H002-0543496		543496	BUCKLE, spare gas can strap	1	ea
	H2	H002-0543486	- - - - -	543486	BUCKLE, tongueless, S, 1 in. (windshield hold-down strap (1), spare gas can strap (1), axe strap (1), shovel strap (1), top bow stowage strap (2), top stowage strap (4))	10	ea
	H2	H002-0585861	585861	BUCKLE, tongueless, web strap, S, cd- or zn-pltd 1 in. (auxiliary litter stowage strap (1), passenger seat stowage strap (2), axe strap (1), litter rack hold-down strap (1)) (M170)	5	ea
	H2	H002-0543496	543496	BUCKLE, web strap, S, cd- or zn-pltd, 1 1/2 in. (rear litter hold-down strap (2), spare gas can strap (1)) (M170)	3	ea
18-16	- - - - -	2510-737-5169	G740-7375169	WO-674957	7375169	CATCH, tool box lid	1	ea
				WO-680150	8677546	DOOR, glove box, assy (complete)	1	ea
18-6			G758-8329650	WO-680149	8329650	DOOR, glove box, w HINGE (welded)	1	ea
	H1	012-0361	H001-4135661 -	-	120361	NUT, mach screw, hex, S, cd- or zn-pltd, No. 10 (0.190)-24NC 2	3	ea
	H1				188926	SCREW, ext-teeth lock washer, hex-hd, S, cd- or zn-pltd, No. 10 (0.190) 24NC 2 x	3	ea
	H1	5310-012-0391	H001-7043621	120391	WASHER, flat, S, cd- or zn-pltd, 1 D, OD, 0.049 thk	3	ea
	H2		H102-0426687	426687	EYELET, lg turn-button fastener, br, black, lg prong	2	ea
			WO-663493	- - - - -		HINGE, half, female (lid, tool box)		ea

(1) ILLUSTRATION NO.	(2) REFERENCE SYMBOLS	(3) FEDERAL STOCK NO.	(4) ORDNANCE STOCK NO.	(5) MFR'S PART NO.	(6) ORDNANCE PART NO.	(7) DESCRIPTION	(8) QUANTITY INCORPORATED IN UNIT	(9) UNIT OF ISSUE	
GROUP 18—BODY—Continued									
1808—STOWAGE AND STRAPS—Continued									
18-16 18-6	H2 H1 H1 H1 H1	2510-737-5350	G740-7375350	WO-663492 WO-674959 WO-674967 WO-673708	----- 7375350 8673345 7375399 7697591	HINGE, half, male (body, tool box) ----- LID, tool box, assy (complete) ----- LID, tool box, w HINGE (welded) ----- LOCK, glove box door, assy ----- LOOP, footman (axe stowage strap (1), shovel stowage strap (1))	2 1 1 1 2	ea ea ea ea ea	
		2540-737-5399	G740-7375399 H002-7697591			BOLT, MACHINE, cross-recess-fl-hd, S, cd- or zn-pltd, No. 10 (0.190)-24NC-2 x 1/2 NUT, hex, ext-teeth-lock washer, S, cd- or zn-pltd, No. 10 24NC-2A	4 4	ea ea	
		015-5937	11101-0155937		155937	LOOP, footman (spare gas can strap) (M170) ----- BOLT, MACHINE, cross-recess, fl-hd, S, cd- or zn-pltd, No. 10 (0.190) 24NC -2 x 12	1 2	ea ea	
		-----	11101-0271166	-----	271166	NUT, hex, ext-teeth lock washer, S, cd- or zn-pltd, No. 10 24NC 2A (loop to center floor pan)	2	ea	
		-----	H002-8328423 H101-0155937	-----	155937	LOOP, footman (weld type) (shovel stowage bracket (1), axe retainer (1))	2	ea	
		-----	11101-0271166	-----	271166	NUT, weld, S, No. 10 24NC (glove box panel (4), shovel stowage bracket (2))	6	ea	
					WO-670953	8676953	NUT, weld, S, 1/4-20NC (shovel blade retainer)	2	ea
					ONB-SN1610 WO-674898 ONB-SN2113 WO-674350 WO- 680446	8677317 8676969	NUT, weld, S, 1/2-16NC (top bow stowage bracket, front) (use through vehicles serial No. 83545)	2	ea
					WO-683864 WO-677999 G758-8329734 WO-677963 WO-680819	8329734	PANEL, stowage compartment lid (M170) PANEL, tool box, front floor PANEL, tool box, front floor, w HINGE, assy	1 1 1	ea ea ea
		18-16	-----	5315-737-5166 5340-769-7581	G740-7375166 G740-7697581 G758-8329987	WO-663476 WO-674230 WO-681264	7375166 7697581 8329987	PIN, hinge, S, 0.125 dia x 7 in. lg (glove box door) ---- PIN, hinge, S, 0.125 dia x 3 in. lg (tool box lid) PLUG, button, 3/4 in. (ru. (glove box drain) RETAINER, axe, assy (axle blade)	1 2 1 1
	H1	042-5379	H101-0425379	WO-670953 WO-681265	----- 425379	Composed of: 1 LOOP 1 RETAINER BOLT, int-teeth lock washer, hex-hd, header-pt, S, cd- or zn-pltd, 1/4 20NC -2 x 1/2	2	ea	
	H1	2510-737-5358 013-1885	G740-7375358 H101-0131885	WO-673709	7375358 131885	RETAINER, glove box door lock SCREW, mach, fil-hd, S, cd- or zn-pltd, No. 6 (0.138)-32NC-2 x 3/16	1 1	ea ea	

H1	2540-737-5351	G740-7375351	WO-681261	8393225	RETAINER, shovel blade, w/weld NUTS (welded)	1	ea			
			-----	425379	BOLT, int-teeth lock washer, hex-hd, header-pt, S, cd- or zn-pltd, -20NC-2 x	2	ea			
			WO-670929	-----	RETAINER, tool box lid ring -----	1	ea			
			WO-950984	-----	RING, tool box lid (on floor panel)	1	ea			
			WO-674956	7375351	RING, tool box lid (used on vehicles through serial No. 57255) (superseded by RING WO-684845)	1	ea			
			WO-684845	-----	RING, tool box lid (used on vehicles after serial No. 57255) (supersedes RING 7375351)	1	ea			
			H1	5310-012-0393	H001-7043711	-----	120393	WASHER, FLAT, S, cd- or zn-pltd, 1/2 ID, 1/10 OD, 0.065 thk	2	ea
			H1	2540-737-5353 010-4052 2510-737-5354	G758-8329984 G740-7375353 H001-0924028 G740-7375354	WO-674993	8329984	WASHER, spring, S, cd- or zn-pltd, 1/16 ID, 1/16 OD	1	ea
						WO-670926	7375353	RING, tool box lid, w/RETAINER, assy	1	ea
						WO-673472	104052	RIVET, b-hd, S, x	2	ea
WO-685786	7375354	SPACER, S, 1/32 ID, 1 OD, N Ig (spare gasoline can bracket)				4	ea			
-----	-----	STRAP, auxiliary, hold-down litter (rear (M170) -----				2	ea			
-----	543496	Composed of: 1 BUCKLE 1 STRAP								
WO-685787	549605	1 TIP								
WO-681275	-----	STRAP, axe (26 in. dev-1g)				1	ea			
G758-8329988	WO-681274	8329988				STRAP, axe, w/BUCKLE, assy	1	ea		
-----	543486	Composed of: 1 BUCKLE 1 STRAP 1 TIP								
18-5		G758-8329655	WO-681275	-----	STRAP, axe, w/BUCKLE, assy (M170) -----	1	ea			
			WO-A2602	-----	Composed of: 1 BUCKLE 1 STRAP 1 TIP					
			WO-680974	8329655	STRAP, axe, w/BUCKLE, assy (M170) -----	1	ea			
			-----	585861	Composed of: 1 BUCKLE 1 STRAP 1 TIP					
			WO-680987	-----	STRAP, hold-down, upper litter rack, assy (M170)	2	ea			
			WO-A2602	-----	Composed of: 1 BUCKLE 1 STRAP 1 TIP					
			WO-680978	-----	STRAP, hold-down, windshield (16 in. dev-1g) -----	1	ea			
			WO-680974	8329655	STRAP, hold-down, windshield, w/BUCKLE, assy (M38A1)	1	ea			
			-----	543486	Composed of: 1 BUCKLE					
			-----	-----	1 STRAP 1 TIP					
18-8		G758-8329655	N&-1055	543486	1 STRAP					
			WO-A2601	-----	1 TIP					
			WO-680987	-----	-----					
			N&J-1	-----	-----					
			WO-A2602	-----	-----					

So

(1) ILLUSTRATION NO.	(2) REFER- ENCE SYMBOLS	(3) FEDERAL STOCK NO.	(4) ORDNANCE STOCK NO.	(8) MFR'S PART NO.	(8) ORDNANCE PART NO.	(7) DESCRIPTION	(8) QUANTITY INCOR- PORATED IN UNIT	(9) UNIT OF ISSUE
GROUP 18—BODY—Continued								
1808—STOWAGE AND STRAPS—Continued								
18-7		G758-8329988	WO-685809	-----	STRAP, passenger seat stowage (seat to toe board) (M170)	1	ea
					585861	Composed of: 1 BUCKLE		
				WO-685810 WO-A2602	-----	1 STRAP 1 TIP		
				WO-681274	8329988	STRAP, passenger seat stowage (seat to instrument panel) (M170)	1	ea
18-4 H1	5340-769-8489	G503-7698489	WO-681275	-----	1 BUCKLE		
				WO-A2602	-----	1 STRAP 1 TIP		
				WO-674078	STRAP, spare gas can, tip end (used w /STRAP 7698490)	1	ea
				WO-674081	-----	STRAP, spare gas can, buckle end, 1½ in. webbing, 31 in lg (used w/STRAP 7698489)	1	ea
				WO-A4127	7698489	STRAP, spare gas can, assy (M38A1)	1	ea
					543496	Composed of: 1 BUCKLE		
				WO-674081	1 STRAP		
					113338	RIVET, TUBULAR, oval-hd, br, plain fin, 3/64 x 1/4, 15/64 hd dia	4	ea
				WO-53057	-----	WASHER, FLAT, S, 1/32 ID, 7/16 OD, 0.040 thk	4	ea
				WO-685913	STRAP, spare gas can, w /BUCKLE, assy (M170) -	1	ea
	543496	Composed of: 1 BUCKLE						
	543496	1 STRAP						
	543496	STRAP, spare gas can, w /end TIP, assy	1	ea				
	WO-674078	1 STRAP 1 TIP					
	WO-685911	STRAP, spare gas can, w /end TIP, assy (M170) - - - - -	1	ea			
		549605	Composed of: 1 STRAP 1 TIP					
	WO-685912	1 STRAP 1 TIP					
	WO-685813	STRAP, stowage, litter (M170)	1	ea			
		585861	Composed of: 1 BUCKLE					

H3	H003-8329991	WO-685815	1 STRAP			
		WO-A2602	1 TIP			
		WO-681273	STRAP, stowage, shovel	1	ea	
			8329991 STRAP, stowage, shovel, w /BUCKLE, assy	1	ea	
			543486 Composed of:			
			1 BUCKLE			
		WO-681273	1 STRAP			
		WO-A2602	1 TIP			
		WO-675206	STRAP, stowage, top (49 in. dev-lg)	4	ea	
		WO-681956	STRAP, stowage, top bow (22 in. dev-lg)	2	ea	
		WO-681192	8393224 STRAP, stowage, top, w /BUCKLE, assy (wheelhouse) (M38A1)	4	ea	
			543486 Composed of:			
			1 BUCKLE			
			1 STRAP			
	1 TIP					
WO-675206	STRAP, web, deck to front top bow	2	ea			
N&AJ-1	STRAP, web, deck to front top bow, left and right, assy (M38A1)	2	ea			
WO-A2602	Composed of:					
WO-681672	1 EYELET					
WO-681671	1 STRAP					
	1 TIP					
WO-663335	426687 1 WASHER					
WO-681672	1 STRAP, web, 1 in. wide (16 in. dev-lg) (axe strap) (M170)	1	ea			
N&J-1	1 STRAP, web, 1 in. wide (26 in. dev-lg) (passenger seat stowage)	1	ea			
WO-663336	426686 STRAP, web, 1 x 25 in. (stowage top bow) (M38A1)	2	ea			
WO-680987	592637 Composed of :					
WO-681275	2 BUCKLE					
	2 STRAP					
	2 TIP					
	WO-681956	STRAP, web, 1 in. wide (41 1/2 in. dev-lg) (passenger seat stowage) (M170)	1	ea		
	N&J-1	STRAP, web, 1 in. wide (72 in. dev-lg) (auxiliary litter stowage) (M170)	1	ea		
	WO-A2602	STRAP, web, 1) z in. wide (673 in. dev-lg) (rear litter hold-down) (M170)	2	ea		
	WO-685810	STRAP, web, 13 in. wide (33 in. dev-lg) (upper litter rack) (M170)	1	ea		
	WO-685815	STRAP, web, 11 in. wide (6.125 in. dev-lg) (spare gas can) (M170)	1	ea		
	WO-685787	STRAP, web, in. wide (37.0 in. dev-lg) (spare gas can) (M170)	1	ea		
	WO-685790					
	WO-685914					
	WO-685912					

(1)	(2)	(3)	(4)	(5)	(6)	(7)	(8)	(9)
ILLUSTRATION NO.	REFERENCE SYMBOLS	FEDERAL STOCK NO.	ORDNANCE STOCK NO.	MFR'S PART NO.	ORDNANCE PART NO.	DESCRIPTION	QUANTITY INCORPORATED IN UNIT	UNIT OF ISSUE
						GROUP 18—BODY—Continued		
						1808—STOWAGE AND STRAPS—Continued		
	H1		H101-0271187	WO-685077	271187	SUPPORT, auxiliary litter outer, front (M170)	1	ea
	H1		H101-0451975		451975	NUT, hex-ext-teeth lock washer, S, cd- or zn-pltd, -24NF-2B (support to retainer)	2	ea
	H1			WO-685299	451977	SCREW, lock washer, sltd-hex-hd, S, cd- or zn-pltd, -18NC-3 x 3/4 (support to LH w /house panel)	2	ea
18-7						SUPPORT, upper litter, front, assy (M170)	1	ea
18-7	H1	5310-012-0394	H001-7043741		120394	SCREW, mach, hex-hd, spring lock washer, S, cd- or zn-pltd, -16NC x	4	ea
				WO-685277		WASHER, FLAT, S, cd- or zn-pltd, 1 1/2 ID, 1 1/2 OD, 0.065 thk	4	ea
	H1		H101-0451975	WO-807971	451975	SUPPORT, spare wheel well, assy (includes weld NUTS) (welded) (M170)	2	ea
	H1					BOLT, assembled washer, hex hd, split lock washer, S, cd- or zn-pltd, -24UNF-2A x 3/4 (support to frame)	4	ea
	H1	5310-012-0388	H001-7045591		120388	SCREW, lock washer, sltd- hex-hd, S, cd- or zn-pltd, -18NC-3 x 3/4 (support to wheel well)	4	ea
	H1	5310-044-6470	H101-0446470		446470	WASHER, FLAT, S, cd- or zn-pltd, 1/2 ID, 1 OD, 0.083 thk (support to frame)	4	ea
				WO-685471		WASHER, FLAT, S, cd- or zn-pltd, 3/8 ID, 1 1/2 OD, 0.065 thk (support to wheel well)	4	ea
	H2		H002-0549605		549605	SUPPORT, top bow stabilizer boards	1	ea
				N&J-1		TIP, end, S, 1 1/2 in. (rear litter hold-down strap (2), spare gas can strap (1))	3	ea
				WO-A2602		TIP, strap end (windshield hold-down strap (1), spare gas can strap (1), axe strap (1), shovel strap (1), top bow stowage strap (2), top stowage strap (4))	10	ea
				N&J-1		TIP, strap end, S, 1 in. (auxiliary litter stowage strap (1), passenger seat stowage strap (2), axe strap (1), litter rack hold-down strap (1)) (M170)	5	ea
	H2		H102-0426686		426686	WASHER, large turn button fastener eyelet, br, black	2	ea
		2510-737-5355	G740-7375355	WO-674232	7375355	WEATHERSTRIP, ru (tool box lid)	1	ea
			G758-8329654	WO-680143	8329654	WEATHERSTRIP, ru, 0.44 wide, 32.65 lg, 0.22 thk (glove box door)	1	ea
				WO-683911		WEATHERSTRIP, stowage compartment lid (M170)	2	ea
						1812—SPECIAL PURPOSE BODY (M170)		
				WO-685856		ARM, half, spreader, lower, upper litter rack	2	ea
				WO-685853		ARM, half, spreader, upper, upper litter rack	2	ea

18-14			WO-685854	-----	ARM, half, spreader, upper, upper litter rack, assy.	2	ea
			WO-685858	-----	ARM, spreader, upper litter rack, assy	2	ea
	H1	010-4084	H001-0924148 G758-8329984	----- 104084	RIVET, solid, b-hd, 5, 1/4 x	2	ea
			WO- 674993	8329984	WASHER, spring, S, cd- or zn-pltd, 2(ID, OD (superseded by WASHER WO-676729)	2	ea
			WO-676729		WASHER, spring tension, S, cd- or zn-pltd, 1/4 ID, 5/8 OD (supersedes WASHER 8329984)	2	ea
			WO--684937	-----	BRACKET, hinge, upper litter, front	1	ea
			WO-687889		BRACKET, hinge, upper outer litter rack, assy (front and rear support half	1	ea
			WO-684949		BRACKET, hinge, upper outer litter rack, rack half	1	ea
			WO-687914	BRACKET, hinge, upper outer litter rack, rack half, assy (front)	2	ea
			WO--684949		Composed of:		
			WO-687912		1 BRACKET		
			WO 805002		2 SPACER		
					NUT, hex, ext-teeth-lock washer, S, cd- or zn-pltd, 18NC-2A	2	ea
				160693	SCREW, mach-cross-recess, pan-hd, S, cd- or zn-pltd, 1/8-18NF x 1/2	2	ea
	H1	5310-044-6363	H101-0446363	446363	WASHER, flat, S, cd- or zn-pltd, s ID, 7 OD, 0.083 thk	2	ea
			WO-684953		BRACKET, retainer and pivot, upper inner litter rack	1	ea
			WO-805002		NUT, hex-ext-teeth lock washer, 5, cd- or zn-pltd, No. 10-18NF-2A	2	ea
				160693	SCREW, mach, cross-recess, pan-hd, S, cd- or zn-pltd, 1/8-18NC x	2	ea
	H1	5310-044-6363	H101-0446363	446363	WASHER, FLAT, S, cd- or zn-pltd, ID,)'- OD, 0.083 thk	2	ea
			WO-683029		BRACKET, stop, upper litter rack.	2	ea
			WO-683982		BRACKET, support, lower litter rack, assy	8	ea
			WO -685452		CHAIN w/ retaining PIN, assy, (top side rail to wind- shield (2); front side curtain rod to top side rail (2))	4	ea
					Composed of:		
			WO-685451	-----	2 CHAIN		
			WO-683850		2 PIN		
			WO-685451		CHAIN, locking pin retaining (top side rail to w/shield (2); front side curtain rod to top side rail (2))	4	ea
			WO-685424		CHAIN, locking pin retaining	2	ea
	H1	014-5371	H001-5614921	145371	SCREW, DRIVE, metallic, S, cd- or zn-pltd, No. 2 (0.100 x 1/2 chain to locking pin)	2	ea
			WO- 685781		CLIP, retaining, hanging support	1	ea
	H1	-----	H101-0271166	271166	NUT, hex, ext-teeth lock washer, 8, cd- or zn-pltd, No. 10-24NC-2A	2	ea
	H1	-----	H101--0157684 157684	SCREW, MACHINE, truss hd, cross-recess, S, cd- or zn-pltd, No. 10-24NC-2 x	2	ea

(1) ILLUSTRATION NO.	(2) REFERENCE SYMBOLS	(3) FEDERAL STOCK NO.	(4) ORDNANCE STOCK NO.	(5) MFR'S PART NO.	(5) ORDNANCE PART NO.	(7) DESCRIPTION	QD QUANTITY INCORPORATED IN UNIT	(9) UNIT OF ISSUE	
GROUP 18—BODY—Continued									
1812—SPECIAL PURPOSE BODY (M170) —Continued									
18-5,15	H1	010-4137	H001-0925030	WO-685850	104137	CLIP, spring, spreader arm	2	ea	
				-----		-----	RIVET, SOLID, ck-hd, S, $\frac{1}{8}$ x 1 ,	4	ea
	H1	-----	-----	H101-0454789	WO-685388	454789	COVER, plate, trailer receptacle (body rear panel)	1	ea
					-----		-----	SCREW, assembled washer, cross-recess-pan-hd, int-teeth lock washer, header-pt, S, cd- or zn-pltd, $\frac{1}{2}$ - 20UNC-2A x $\frac{1}{2}$ (body rear panel)	4
	-----	-----	-----	-----	WO-685527	-----	CUSHION, wheelhouse, left side, assy (superseded by CUSHION WO 691543)	2	ea
					WO-685529		Composed of:		
					WO-685366		1 COVER		
					-----		1 PAD		
	-----	-----	-----	-----	WO-691543	-----	CUSHION, wheelhouse, left side, assy (supersedes CUSHION WO-685527)	2	ea
					-----		-----	Composed of:	
-----	-----	-----	-----	WO-685529	-----	1 COVER			
				WO-691396		1 PAD			
-----	-----	2510-495-3672	G503-7418660	WO-52990	7418660	SCREW, tapping, oval-hd, S, cd- or zn-pltd, No. 10-12 x 3 2	10	ea	
				-----		-----	-----		
-----	H1	5310-014-0241	H101-0140241	-----	140241	WASHER, FINISHING, S, ed- or zn-pltd, No. 10 (0.190)	10	ea	
				-----		-----	-----		
-----	-----	-----	-----	WO-685528	-----	CUSHION, wheelhouse, right side, assy (superseded by CUSHION WO 691544)	2	ea	
				-----		-----	-----		
-----	-----	-----	-----	WO-685530	-----	1 COVER			
				WO-685361		1 PAD			
-----	-----	-----	-----	WO-691544	-----	CUSHION, wheelhouse, right side, assy (supersedes CUSHION WO 685528)	2	ea	
				-----		-----	-----		
-----	-----	2510-495-3672	G503-7418660	WO-685530	-----	1 COVER			
				WO-691397		1 PAD			
-----	-----	-----	-----	WO-52990	7418660	SCREW, tapping, oval-hd, S, cd- or zn-pltd, No. 10-12 x 1	10	ea	
				-----		-----	-----		
-----	H1	5310-014-0241	H101-0140241	-----	140241	WASHER, FINISHING, S, cd- or zn-pltd, No. 10 (0.190)	10	ea	
				-----		-----	-----		
-----	H1	-----	H101-0137168	WO-685785	-----	HANGER, rear, inner litter rack	1	ea	
				-----		-----	-----		
-----	H1	-----	H001-7043801	-----	137168	PIN, COTTER, split, S, cd- or zn-pltd, $\frac{3}{32}$ x $\frac{1}{8}$	1	ea	
				-----		-----	-----		
-----	-----	-----	-----	-----	120396	WASHER, S, cd- or zn-pltd, $\frac{1}{32}$ ID, $1\frac{1}{16}$ OD, $\frac{1}{32}$ thk	1	ea	
				-----		-----	-----		

			WO-684999	HINGE, half, litter rack, front, upper, outer	1	ea
			WO-805002		NUT, hex, ext-teeth-lock washer, S, cd- or zn-pltd,	2	ea
				160693	SCREW, mach, cross-recess, pan-hd, S, cd- or zn-pltd,	2	ea
				446363	WASHER, flat, S, cd- or zn-pltd, ID, 7 OD, 0.083 thk	2	ea
			WO-684949	HINGE, half, litter rack, rear, upper, outer -	1	ea
			WO-685433		HINGE, locking pin w CHAIN (upper litter rack hinge, front and rear)	2	ea
			WO-685424		Composed of:		
			WO-684957		1 CHAIN		
				145371	1 HINGE and PIN		
			WO-684957	-----	HINGE, w locking PIN (upper litter rack hinge, front and rear)	2	ea
			WO-684975	-----	HOOK, plasma container	2	ea
H1	012-1893	H101-0121893	121893	BOLT, MACHINE, S, cd- or zn-pltd, 20NC-2B x	4	ea
H1		11101-0271172	271172	NUT, mach screw, hex, ext-teeth lock washer, S, cd- or zn-pltd, 20NC-2B	4	ea
H1	5310-012-0393	11001-7043711	---	120393	WASHER, FLAT, S, cd- or zn-pltd, ⁹ / ₃₂ ID, OD, 0.065 thk (plasma container hook to stabilizer board)	4	ea
			WO-685930	INSERT, upper litter support	4	ea
			WO-683913	---	LID, stowage compartment, assy (complete) -----	1	ea
			WO-683912		LID, stowage compartment w HINGE (welded	1	ea
			WO-685366		PAD, wheelhouse cushion, left side (superseded by PAD WO 691396)	1	ea
			WO-691396	---	PAD, wheelhouse cushion, left side (Tapatco. (super- sedes PAD WO 685366)	1	ea
			WO 685361	---	PAD, wheelhouse cushion, right side (superseded by PAD WO 691397)	2	ea
			WO-691397	-----	PAD, wheelhouse cushion, right side (Tapatco. (super- sedes PAD WO 685361)	2	ea
			WO-684962	---	PIN, locking, litter rack, upper, inner	1	ea
				443126	PIN, grooved, S, cd- or zn-pltd, x 74	1	ea
			WO-683850	-----	PIN, retaining (top side rail to w shield (2), front side curtain rod to top side rail (2))	4	ea
			WO-685851		PLATE, spreader arm	4	ea
H1	5320-010-4167	H001-0925162	---	104167	RIVET, SOLID, ck-hd, S, x 34	2	ea
		G758-8329984	WO- 674993	8329984	WASHER, spring, S, cd- or zn-pltd, ² / ₁ ID, OD (superseded by WASHER WO 676729)	4	ea
			WO-676729	-----	WASHER, spring tension, S, cd- or zn-pltd, ¹ / ₄ ID, ⁵ / ₈ OD (supersedes WASHER 8329984) (upper lower spreader arm)	2	ea
			WO-685783	-----	- PLATE, support, inner upper litter rack	1	ea
18-5,14	WO-684972	-----	RACK, litter, inner upper (welded)	1	ea

(1)	(2)	(3)	(4)	(5)	(6)	(7)	(8)	(9)
ILLUSTRATION NO.	REFERENCE SYMBOLS	FEDERAL STOCK NO.	ORDNANCE STOCK NO.	MFR'S PART NO.	ORDNANCE PART NO.	DESCRIPTION	QUANTITY INCORPORATED IN UNIT	UNIT OF ISSUE
						GROUP 18—BODY—Continued		
						1812—SPECIAL PURPOSE BODY (M170)—Continued		
				WO-684940		RACK, litter lower, assy	2	ea
	H1		H101-0451975		451975	SCREW, lock washer, sltd, hex-hd, S, cd- or zn-pltd, $\frac{1}{16}$ " NC-3 x $\frac{1}{4}$	8	ea
	H1	5310-044-6470	H101-0446470		446470	WASHER, FLAT, S, cd- or zn-pltd, $\frac{3}{8}$ " ID, 1% OD, 0.065 thk (lower litter rack to floor pan)	8	ea
18-5, 14				WO-684964		RACK, litter, outer upper, assy	1	ea
				WO-684961		RACK, litter, upper, inner and outer	2	ea
				WO-685904		RACK, upper litter, assy	1	ea
18-5, 15				WO-683013		REST, back, wheelhouse seat	2	ea
	H1	012-8417	H001-3057051		128417	BOLT, SQUARE NECK, step, S, cd- or zn-pltd, $\frac{1}{16}$ " 18NC-2 x $\frac{7}{8}$	4	ea
	H1	012-0376	H001-4167541		120376	NUT, PLAIN, HEXAGON, lt, s-fin, S, cd- or zn-pltd, $\frac{3}{16}$ " 18NC2	4	ea
	HI	5310-044-6363	H101-0446363		446363	WASHER, FLAT, plain, S, cd- or zn-pltd, $\frac{3}{8}$ " ID, OD, 0.083 thk (back rest to front and right rear top bow)	4	ea
				WO-685928		RETAINER, auxiliary litter outer front, assy	1	ea
	HI		H101-0271187		271187	NUT, hex, lt, ext-teeth lock washer, S, cd- or zn-pltd, $\frac{1}{4}$ " 24NF-2B	2	ea
				WO-685472		RETAINER, front litter	2	ea
	H1	010-2683	H001-0924145		102683	RIVET, SOLID, b-hd, S, $\frac{1}{2}$ " x $\frac{1}{16}$ "	4	ea
				WO-684973		RETAINER, hanger, litter rack, upper, inner	1	ea
	H1		H101-9409097		9409097	RETAINER, lower front litter, assy	1	ea
				WO-685709		BOLT, MACHINE, assembled washer, hex-hd, split lock washer, header-pt, S, cd- or zn-pltd, $\frac{5}{16}$ "-18UNC-2A x $\frac{3}{4}$ "	2	ea
	H1	012-0376	H001-4167541		120376	NUT, PLAIN, HEXAGON, lt, s-fin, S, cd- or zn-pltd, $\frac{3}{16}$ "-18NC-2	2	ea
18-14				WO-685785		ROD, support, hanging, litter rack, upper, inner	1	ea
	H1	013-7168	H101-0137168		137168	PIN, COTTER, split, S, pltd, $\frac{3}{32}$ " x $\frac{7}{8}$ "	1	ea
	H1	5310-012-0396	H001-7043801		120396	WASHER, FLAT, S, cd- or zn-pltd, $\frac{1}{16}$ " ID, 1 $\frac{1}{4}$ " OD, 0.095 thk	1	ea
	H1		H001-5614921		145371	SCREW, DRIVE, metallic, rd-hd, S, No. 2 (0.100) x $\frac{1}{4}$ " (upper litter rack hinge, front and rear)	2	ea
				WO-687912		SPACER, hinge bracket, upper outer litter rack, rack half	2	ea
				WO-688119		STOP, rear, upper and inner, litter rack	2	ea
				WO-687887		SUPPORT, auxiliary litter, outer, front	1	ea

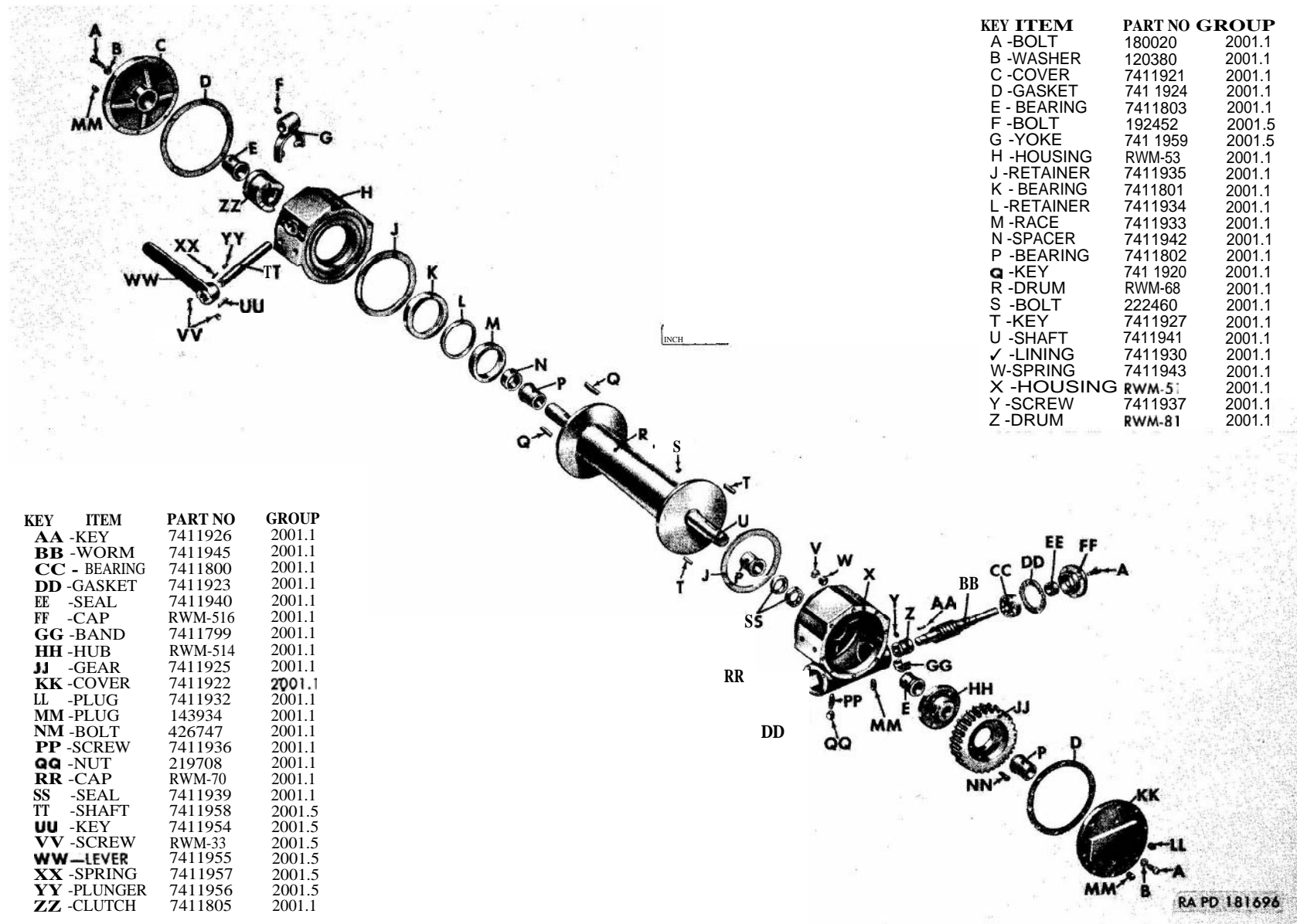
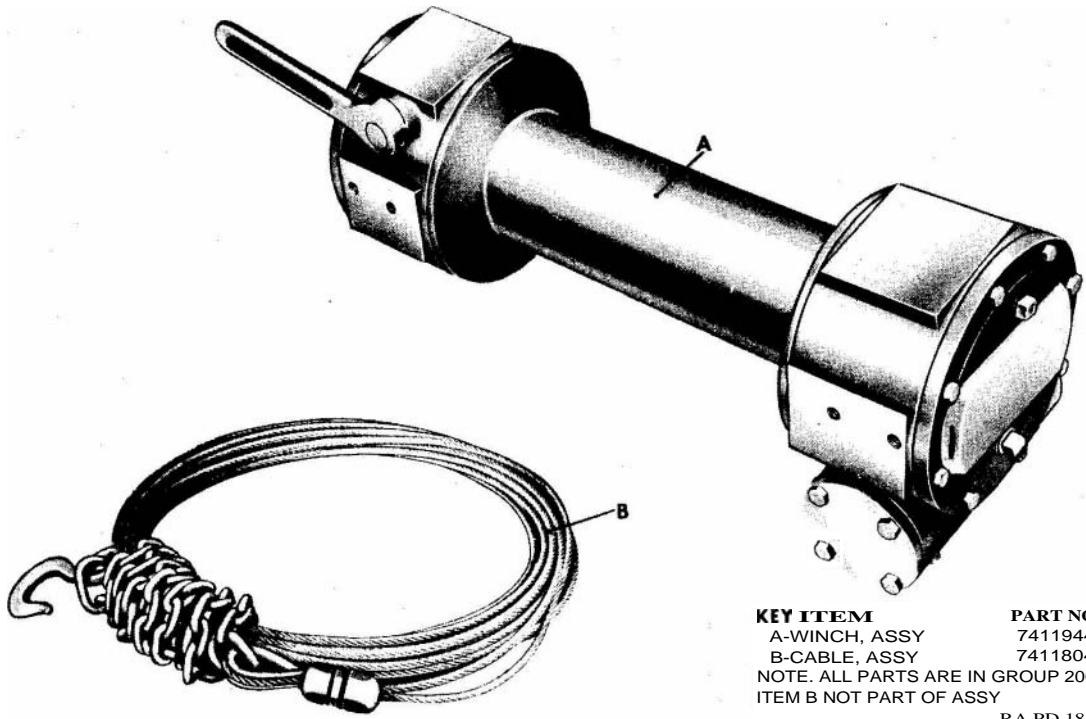


Figure 20-1. Winch, assy (7411944)—exploded view



KEY ITEM	PART NO
A-WINCH, ASSY	7411944
B-CABLE, ASSY	7411804
NOTE. ALL PARTS ARE IN GROUP 2001.1	
ITEM B NOT PART OF ASSY	
	RA PD 181697

Figure 20-2. Winch, assy and related parts

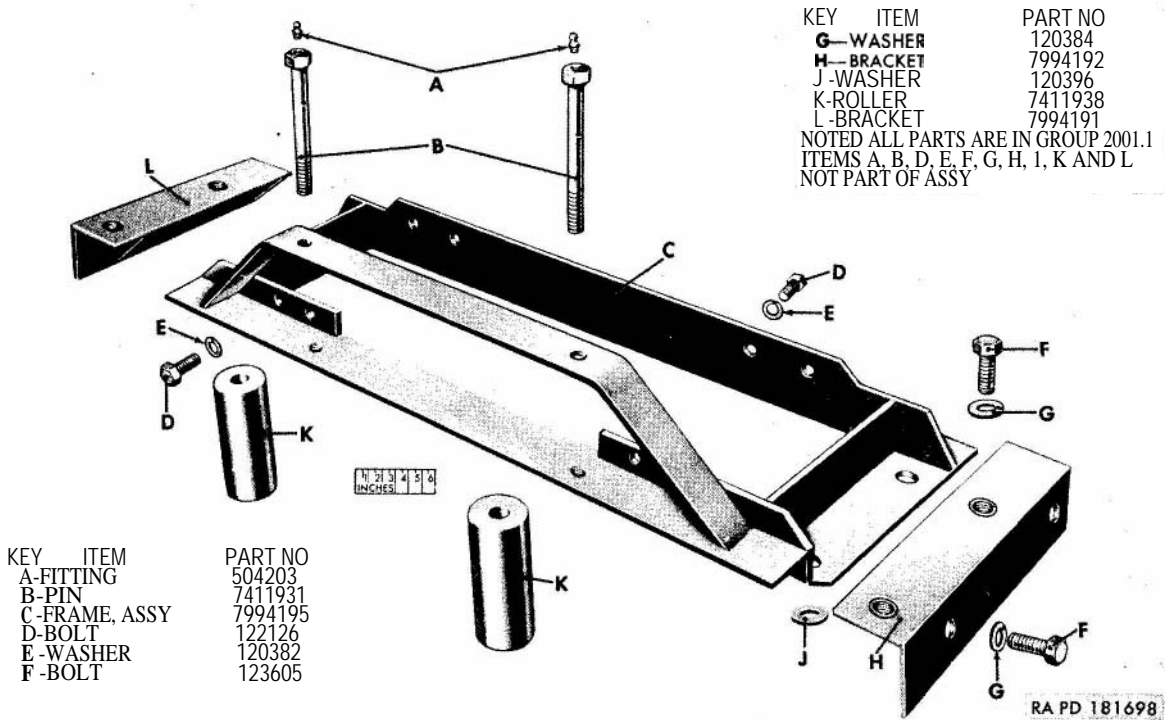
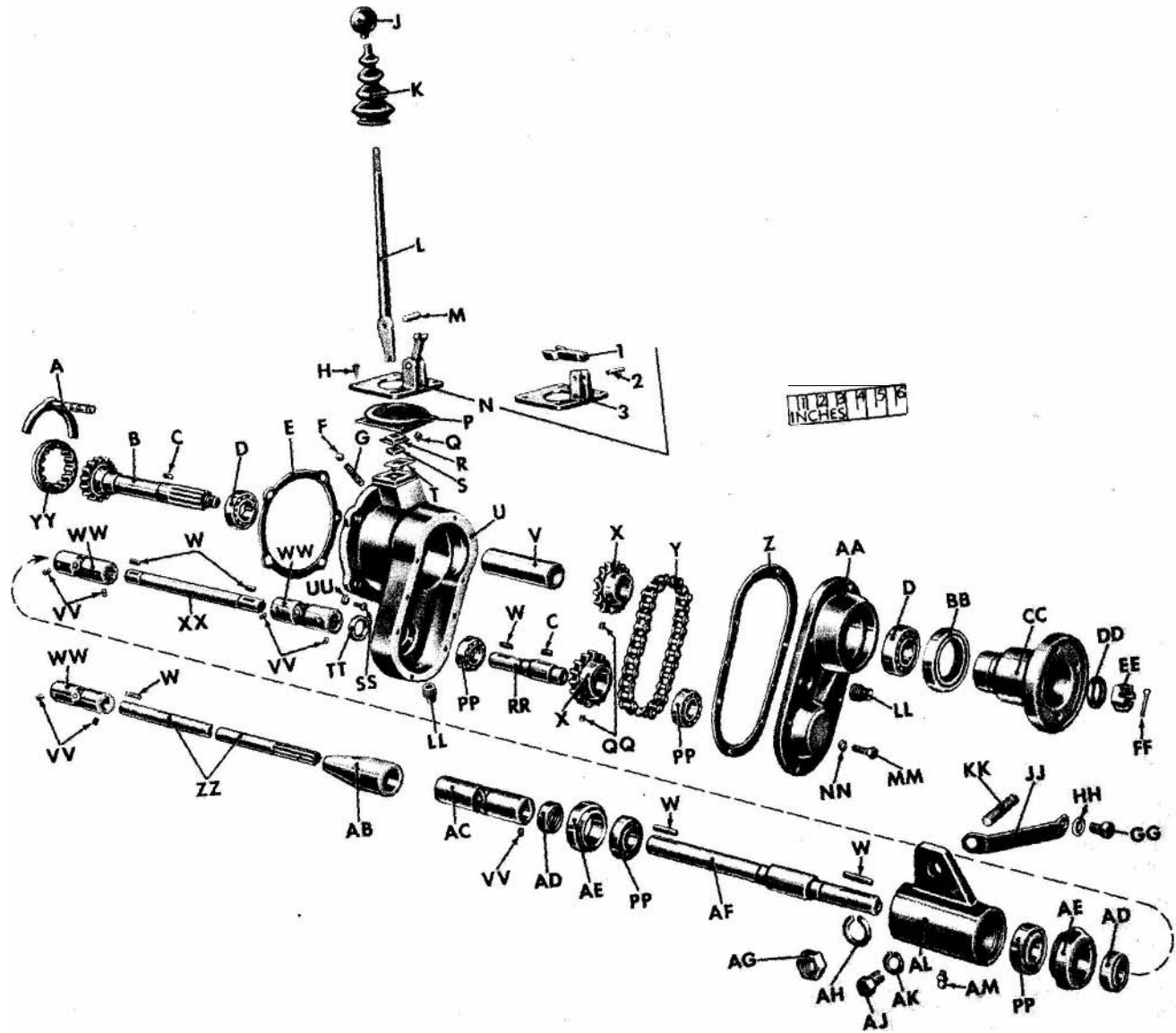


Figure 20-3. Winch frame and related parts



RA PD 367161

Figure 20-4. Power-take-off and controls

Key	Item	Part No.	Group	Key	Item	Part No.	Group
A	-SHAFT, ASSY	SP-6510X	2002.5	FF	-PIN	103387	2002.1
B	-GEAR	7411963	2002.1	GG	-BOLT	122279	2001.3
C	-KEY	RWM-133	2002.1	HH	-WASHER	8332514	2001.3
D	-BEARING	700078	2002.1	JJ	-BRACE	7994190	2001.3
E	-GASKET	7373162	0801	KK	-STUD	103260	0103
F	-BALL	7411974	2002.5	LL	-PLUG	143934	2002.1
G	-SPRING	7411983	2002.5	MM	-BOLT	120854	2002.1
H	-SCREW	161901	2002.5	NN	-WASHER	120380	2002.1
J	-KNOB	7696491	2002.5	PP	-BEARING	701170	2001.3
K	-SEAL	7361994	2002.5				2002.1
L	-LEVER	7411977	2002.5	QQ	-BOLT	192452	2002.1
M	-PIN	117877	2002.5	RR	-SHAFT	7411967	2002.1
N	-LATCH, ASSY	8329889	2002.5	SS	-BOLT	120233	2002.1
	1 -BRACKET	WO- 804765	2002.5	TT	-SEAL	7411940	2002.1
	2 -PIN	7411980	2002.5	UU	-WASHER	120930	2002.1
	3 -LATCH ..	7411976	2002.5	VV	-SCREW	RWM -87	2001.3
P	-BOOT	7375153	2002.5	WW	-JOINT	7994196	2001.3
Q	-SCREW	RWM 129	2002.5	XX	-SHAFT	RWM-95A	2001.3
R	-COVER	7411975	2002.5	YY	-GEAR	7411964	2002.1
S	-RETAINER	7411981	2002.5	ZZ	-SHAFT	WO-119277	2001.3
T	-PLATE	RWM-130	2002.5	AB	-SEAL	7411687	2001.3
U	-HOUSING	RWM-96	2002.1	AC	-JOINT	7994197	2001.3
✓	-SPACER	7411970	2002.1	AD	-SEAL	7411950	2001.3
W	-KEY	7411690	2001.3	AE	-CAP	RWM 76	2001.3
			2002.1	AF	-SHAFT	RWM 77	2001.3
X	-SPROCKET	7411971	2002.1	AG	-NUT	124634	2001.3
Y	-CHAIN	7411961	2002.1	AH	-WASHER ..	120898	2001.3
Z	-GASKET	7411962	2002.1	AJ	-BOLT	123520	2001.3
AA	-COVER	RWM 97	2002.1	AK	-WASHER	120382	2001.3
BB	-SEAL	7411966	2002.1	AL	-CASE	RWM-75	2001.3
CC	-ADAPTER	RWM 138	2002.1	AM	-FITTING	RWM-80	2001.3
DD	-WASHER	7411972	2002.1				
EE	-NUT	RWM 140	2002.1				

Figure 20-4. Power take-off and controls—legend

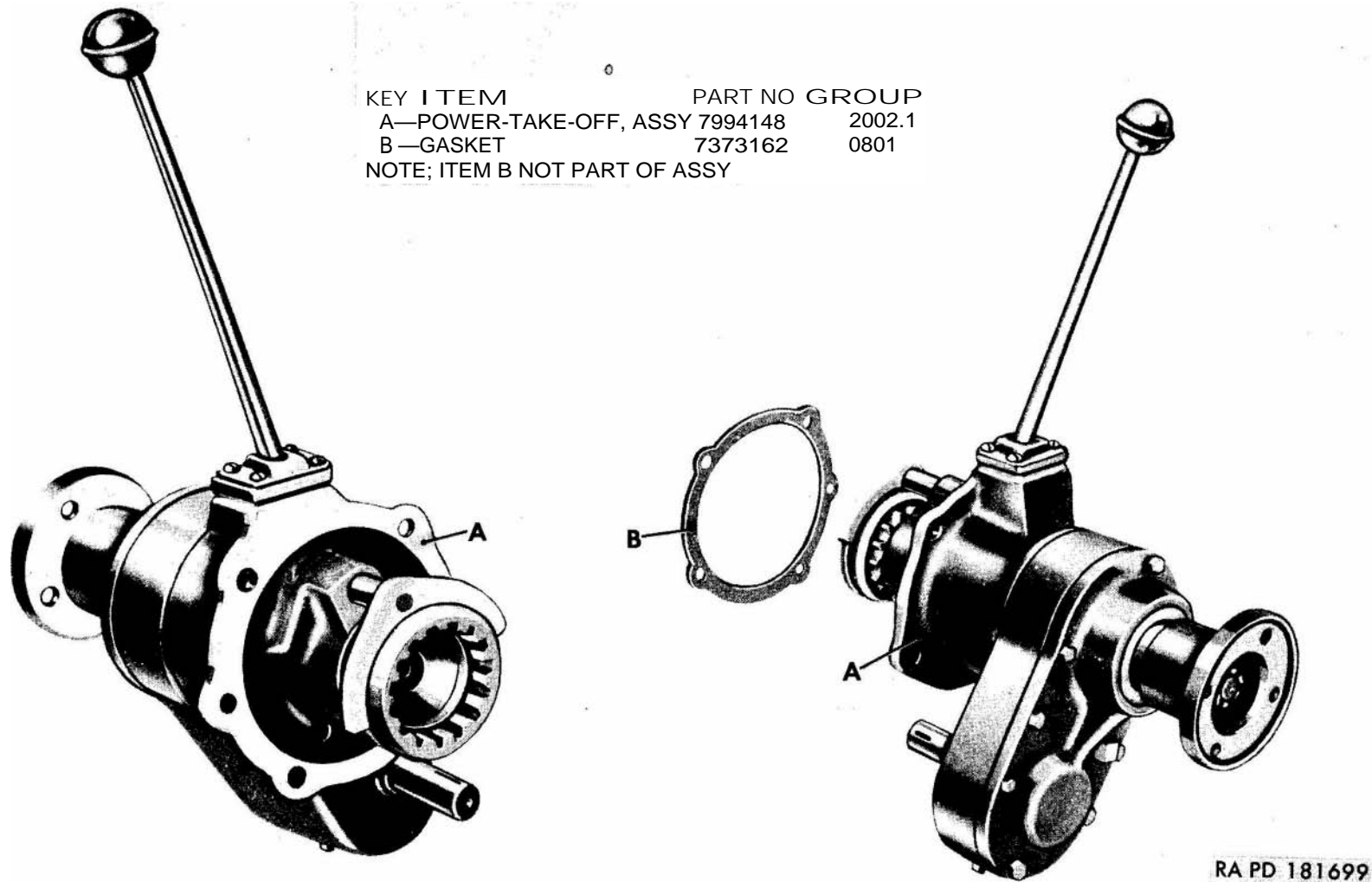


Figure 20-5. Power-take-off (7994148) and related parts

(1)	(2)	(3)	(4)	(5)	(6)	(7)	(8)	(9)
ILLUSTRATION NO.	REFERENCE SYMBOLS	FEDERAL STOCK NO.	ORDNANCE STOCK NO.	MFR'S PART NO.	ORDNANCE PART NO.	DESCRIPTION	QUANTITY INCORPORATED IN UNIT	UNIT OF ISSUE
GROUP 20-WINCH AND POWER-TAKE-OFF								
2001.1—WINCH ASSEMBLY AND DRUM								
20-1	2520-741-1799	G740-7411799	RWM-82 WO-118237	7411799	BAND, brake worm	1	ea
20-1	3110-741-1800	G740-7411800	RWM-517 WO-118235	7411800	BEARING, ball, worm shaft	2	ea
20-1	3120-741-1801	G740-7411801	RWM-62 WO-118253	7411801	BEARING, clutch housing	1	ea
20-1	3120-741-1802	G740-7411802	RWM-511 WO-118232	7411802	BEARING, bz, 1 1/4 ID, 1 3/4 OD, 14 lg (drum shaft (2), worm gear housing cover (1))	3	ea
20-1	3120-741-1803	G740-7411803	RWM-98 WO-118233	7411803	BEARING, 14 ID, 1 3/4 OD, 1 lg (worm gear housing)...	2	ea
20-3				WO-802255	7994192	BRACKET ASSY, winch frame support, LH	1	ea
20-3				RWM-143 WO-801768	7994191	BRACKET ASSY, winch frame support, RH	1	ea
20-3	H1	012-3605	11101-0123605	123605	BOLT, MACHINE, cap, hex-hd, S, cd- or zn-pltd, 20NF-3 x 1	4	ea,
20-3	H1	5310-012-0384	H001-7025801	120384	WASHER, lock, med, S, cd- or zn-pltd, in	4	ea
20-2	4010-741-1804	G740-7411804	WO-800580	7411804	CABLE, w/HOOK, assy	1	ea
20-1				RWM-70 WO-118241	CAP, closed end bearing	1	ea
20-1				RWM-516 WO-118242	CAP, worm shaft bearing	1	ea
20-1	111	018-0020	11001-5451641	180020	BOLT, MACHINE, hex-hd, S, 85,000 psi yield strength, cd- or zn-pltd, 1/4-20NC 3 x 3/4	8	ea
	118	H008-0819775		42-C-14761 -10	CHAIN, welded, stght link, high carbon, high test, 5, natural, nom size 5/16 in.	1	ft
20-1	2520-741-1805	G740-7411805	RWM-60 WO-118256	7411805	CLUTCH, winch	1	ea
20-1	5315-741-1920	G740-7411920	RWM-512 WO-118257	7411920	KEY, sq, rd ends, dl-rd, 5/16 sq x 1	2	ea
20-1	2520-741-1921	G740-7411921	RWM-57 WO-118251	7411921	COVER, clutch housing	1	ea
20-1	H1	018-0020	11001-5451641	180020	BOLT, MACHINE, hex-hd, S, 85,000 psi yield strength, cd- or zn-pltd, 4-20NC-3 x 3/4	8	ea
20-1	H1	5310-012-0380	11001-7025681	120380	WASHER, lock, med, S, cd- or zn-pltd, 4 in	8	ea
20-1	2520-741-1922	G740-7411922	RWM-52 WO-118222	7411922	COVER, worm gear housing	1	ea
20-1	111	018-0020	11001-5451641	180020	BOLT, MACHINE, hex-hd, S, 85,000 psi yield strength, cd- or zn-pltd, 1/4-20NC-3 x 3/4	8	ea
20-1	H1	5310-012-0380	H001-7025681	120380	WASHER, lock, med, S, cd- or zn-pltd, 1/4 in	8	ea

(1)	(2)	(3)	(4)	(5)	(6)	(7)	(8)	(9)
ILLUSTRATION NO.	REFERENCE SYMBOLS	FEDERAL STOCK NO.	ORDNANCE STOCK NO.	MFR'S PART NO.	ORDNANCE PART NO.	DESCRIPTION	QUANTITY INCORPORATED IN UNIT	UNIT OF ISSUE
						GROUP 20—WINCH AND POWER-TAKE-OFF—Continued		
						2001.1—WINCH ASSEMBLY AND DRUM—Continued		
20-1				RWM-81 WO-118236	-----	DRUM, brake, worm.....	1	ea
20-1				RWM-68 WO-118246	-----	DRUM, winch -----	1	ea
20-1	H1	022-2460	H101-0222460	-----	222460	BOLT, set, hex-socket, fl-pt, alloy-S, $\frac{1}{4}$ -18NC-3 x $\frac{3}{4}$..	1	ea
20-3	H16	050-4203	H016-0504203	-----	504203	FITTING, LUBRICATION, type, stght, $\frac{1}{4}$ -28NF, male (vertical roller guide pin)	2	ea
				RWM-166B WO-801767	7994193	FRAME ASSY, complete, winch (includes FRAME 7994195)	1	ea
20-3				RWM-100 WO-118267	7994195	FRAME, winch, assy (welded) -----	1	ea
20-3	H1	012-3605	H101-0123605	-----	123605	BOLT, mach, hex-hd, S, cd- or zn-pltd, -20NF-3 x 1.	4	ea
20-3	H1	5310-012-0384	11001-7025801	-----	120384	WASHER, lock, med, S, cd- or zn-pltd, in	4	ea
20-1	2520-741-1923	G740-7411923	RWM-556 WO-118243	7411923	GASKET, bearing cap, 2.062 ID, 3.000 OD, 0.016 thk	2	ea
20-1	2520-741-1924	G740-7411924	RWM-56 WO-118223	7411924	GASKET, worm gear housing cover, 5.406 ID, 6.438 OD, 0.625 thk	2	ea
20-1	2520-741-1925	G740-7411925	RWM-55 WO-118229	7411925	GEAR, 2.250 ID, 50-T, 5.200 OD, 1.000 face, bz, helical (drum shaft drive)	1	ea
20-1	H1	042-6747	H101-0426747	-----	426747	BOLT, mach, socket-hd, alloy-S, cd- or zn-pltd, $\frac{1}{4}$ - 20NC-3 x $\frac{1}{2}$ g	6	ea
20-1	H8	-----	H008-0591193	-----	591193	HOOK, winch cable ... -----	1	ea
20-1				RWM-53 WO-118250	-----	HOUSING, clutch -----	1	ea
20-1				RWM-51 WO-118221	-----	HOUSING, worm gear.....	1	ea
20-1				RWM-514 WO-118230	-----	HUB, worm gear -----	1	ea
				RWM-89 WO-118266	-----	KEY, winch -----	1	ea
20-1	-----	5315-741-1926	G740-7411926	RWM-577 WO-118240	7411926	KEY, worm brake drum -----	1	ea
20-1	5315-741-1927	G740-7411927	RWM-513 WO-118231	7411927	KEY, worm gear -----	2	ea
20-1	2530-741-1930	G740-7411930	RWM-519 WO-118244	7411930	LINING, brake drum -----	1	ea
	H8	-----	H008-7717021	-----	7717021	LINK, repair (winch cable chain) -----	2	ea

5315-741-1931	G740-7411931	RWM-558 WO-118282	7411931	PIN, guide, vertical roller - - - - -	2	ea
2540-741-1932	G740-7411932	RWM-39 WO-118224	7411932	PLUG, breather.....	1	ea
014-3934	H106-0143934		143934	PLUG, PIPE, sq-hd, CI, cd- or zn-pltd, in. (gear housing filler (1), drain (2))	3	ea
3110-741-1933	G740-7411933	RWM-61 WO-118252	7411933	RACE, intermediate bearing - - - - -	1	ea
2520-741-1934	G740-7411934	RWM-63 WO-118254	7411934	RETAINER, grease, clutch housing bearing - - -	1	ea
2520-741-1935	G740-7411935	RWM-64 WO-118249	7411935	RETAINER, grease, drum	2	ea
2530-741-1938	G740-7411938	RWM-557 WO-118281	7411938	ROLLER, vertical (guide pin)	2	ea
5305-741-1936	G740-7411936	RWM-83 WO-118238	7411936	SCREW, adjusting, worm brake - - - - -	1	ea
021-9708	H001-4019541	- - - - -	219708	NUT, plain, hexagon, reg, s-fin, S, cd- or zn-pltd, 24NF-2	1	ea
5305-741-1937	G740-7411937	RWM-153 WO-118239	7411937	SCREW, set, $\frac{1}{4}$ -20NC x $\frac{1}{4}$ (worm brake)	1	ea
5330-741-1939	G740-7411939	RWM-99 WO-118248	7411939	SEAL, grease, drum shaft - - - - -	2	ea
5330-741-1940	G740-7411940	RWM-515 WO-118205	7411940	SEAL, grease, worm gear - - - - -	1	ea
2520-741-1941	G740-7411941	RWM-69 WO-118247	7411941	SHAFT, drum - - - - -	1	ea
2520-741-1942	G740-7411942	RWM-506 WO-118255	7411942	SPACER, clutch - - - - -	1	ea
5340-741-1943	G740-7411943	RWM-520 WO-118245	7411943	SPRING, drum brake lining - - - - -	1	ea
5310-012-0396	H001-7043801	- - - - -	120396	WASHER, fiat, S, cd- or zn-pltd, $\frac{1}{32}$ ID, $1\frac{1}{16}$ OD, 0.095 thk (winch frame to support bracket)		ea
		WO-801766	7994200	WINCH, w /KEY, assy - - - - -	1	ea
		RWM-89	- - - - -	Composed of: - - 1 KEY		
			7411944	1 WINCH		
012-2126	H001-5420541	- - - - -	122126	BOLT, mach, hex-hd, S, cd- or zn-pltd, $\frac{3}{8}$ -16NC -3 x $\frac{1}{2}$	8	ea
5310-012-0382	H001-7025741	- - - - -	120382	WASHER, lock, med, S, cd- or zn-pltd, $\frac{3}{8}$ in.....	8	ea
3830-741-1944	G740-7411944	RWM-73A WO-118220	7411944	WINCH, w/o KEY, assy - - - - -	1	ea
2520-741-4945	G740-7411945	RWM-67 WO-118234	7411945	WORM (gear housing)	1	ea

(1)	(2)	(3)	(4)	(5)	(6)	(7)	(8)	(9)
ILLUSTRATION NO.	REFERENCE SYMBOLS	FEDERAL STOCK NO.	ORDNANCE STOCK NO.	MFR'S PART NO.	ORDNANCE PART NO.	DESCRIPTION	QUANTITY INCORPORATED IN UNIT	UNIT OF ISSUE
						GROUP 20—WINCH AND POWER-TAKE-OFF—Continued		
						2001.3—WINCH DRIVE SHAFT		
20-4	H12	-----	H012-1306020	-----	701170	BEARING, ball, MIL-STD-CODE 111-02010-0000 (rad, SR, extra lt, non-loading groove, type 1, 0.7874 bore, 1.6535 OD, 0.4724 width) (hanger)	2	ea
20-4		-----	G740-7994190	RWM-148 WO-801869	7994190	BRACE, hanger bearing -----	1	ea
20-4	H1	5305-012-3520	H001-5421221	-----	123520	BOLT, MACHINE, hex-hd, S, cd- or zn-pltd, $\frac{3}{8}$ -24NF-3 x%	1	ea
20-4	H1	6550-012-2279	H101-0122279	-----	122279	BOLT, mach, hex-hd, S, cd- or zn-pltd, $\frac{1}{16}$ -14NC-3 x 1 $\frac{1}{2}$		ea
	H1	5310-011-6104	H001-1525020	-----	116104	WASHER, FLAT, cop, $1\frac{5}{32}$ ID, $\frac{1}{4}$ OD, 0.065 thk (superseded by WASHER 8332514)	2	ea
20-4			G758-8332514	WO-809706	8332514	WASHER, LOCK, ext-teeth, S, blk-oiled-fin, $\frac{1}{16}$ ID, $\frac{3}{4}$ OD, 0.020 thk (supersedes WASHER 116104)	1	ea
20-4	H1	5310-012-0382	H001-7025741	-----	120382	WASHER, lock, med, S, cd- or zn-pltd, $\frac{3}{8}$ in -----	1	ea
20-4			RWM-76 WO-118274	-----	CAP, hanger bearing -----	2	ea
20-4			-----	RWM-75 WO-118273	-----	CASE, hanger bearing -----	1	ea
20-4				RWM-80 WO-118277	-----	FITTING, grease, $\frac{1}{4}$ -28NF (hanger bearing) -----	1	ea
			G740-7994194	TWM-74A WO-118272	7994194	HANGER, ASSY.. -----	1	ea
				RWM-76 RWM-75 RWM-80	701170 ----- ----- -----	Composed of: 2 BEARING 2 CAP 1 CASE 1 FITTING		
				RWM-77	7411950	2 SEAL ----- 1 SHAFT		
20-4	H1	5310-012-4634	H001-4167721	-----	124634	NUT, plain, hex, lt, s-fin, S, cd- or zn-pltd, $\frac{1}{16}$ -18NF-2	1	ea
20-4	H1	5310-012-0898	H001-7025831	-----	120898	WASHER, lock, med, S, cd- or zn-pltd, $\frac{1}{16}$ in.....		ea
		2520-741-1681	G740-7411681	RWM-167B WO-801770	7411681	HANGER, complete, assy -----	1	ea
					123520 122279 7994190 7994194	Composed of: 1 BOLT 1 BOLT 1 BRACE 1 HANGER		

			7411690	2 KEY		
			124634	1 NUT		
			120898	1 WASHER		
			120382	1 WASHER		
			8332514	1 WASHER		
		RWM-SK109	7994197	JOINT, slip, universal, assy -----	1	ea
		WO-118213				
2520-741-1677	G740-7411677	RWM-169B	7411677	JOINT, slip, universal, w/set SCREW, assy	1	ea
		WO-801772				
		RWM-87	7994197	Composed of:		
		RWM-SK108	-----	1 JOINT		
		WO-118219		-- 1 SCREW		
2520-741-1685	G740-7411685	RWM-168B	7994196	JOINT, universal, assy	1	ea
		WO-801771				
		RWM-87	7411685	JOINT, universal, w/set SCREW, assy	3	ea
		RWM-151	7994196	Composed of:		
		WO-118280	-----	1 JOINT		
5315-741-1646	G740-7411646	RWM-88		-- 2 SCREW		
		WO-118211				
5315-741-1690	G740-7411690	RWM-87	7411646	KEY, hanger bearing shaft (superseded by KEY 7411690)..	2	ea
		WO-118214				
		RWM-79	7411690	KEY (drive shaft (3), hanger bearing cap (2)) (super-	5	ea
		WO-118276		sedes KEY 7411646)		
		RWM-95	-----	SCREW, SET (universal slip joint (1), universal joint	7	ea
		WO-119277		(6))		
5330-741-1687	G740-7411687	WO-801868	7411687	SEAL, drive shaft.....	1	ea
5330-741-1950	G740-7411950	RWM-79	7411950	SEAL, grease, hanger bearing	2	ea
		WO-118276				
		RWM-95	-----	SHAFT, drive, long	1	ea
		WO-119277				
		RWM-95A	8332124	SHAFT, drive, long, assy -----	1	ea
		WO-118218		Composed of:		
		RWM-95	7411690	1 KEY		
		WO-801773	-----	1 SHAFT		
			-----	SHAFT, drive, short.....	1	ea
2520-741-1953	G740-7411953	RWM-95	7411953	SHAFT, drive, short, assy	1	ea.
		WO-801773				
		RWM-95A	7411690	Composed of:		
		WO-118275	-----	2 KEY		
		RWM-77	-----	1 SHAFT		
			-----	SHAFT, hanger bearing -----	1	ea

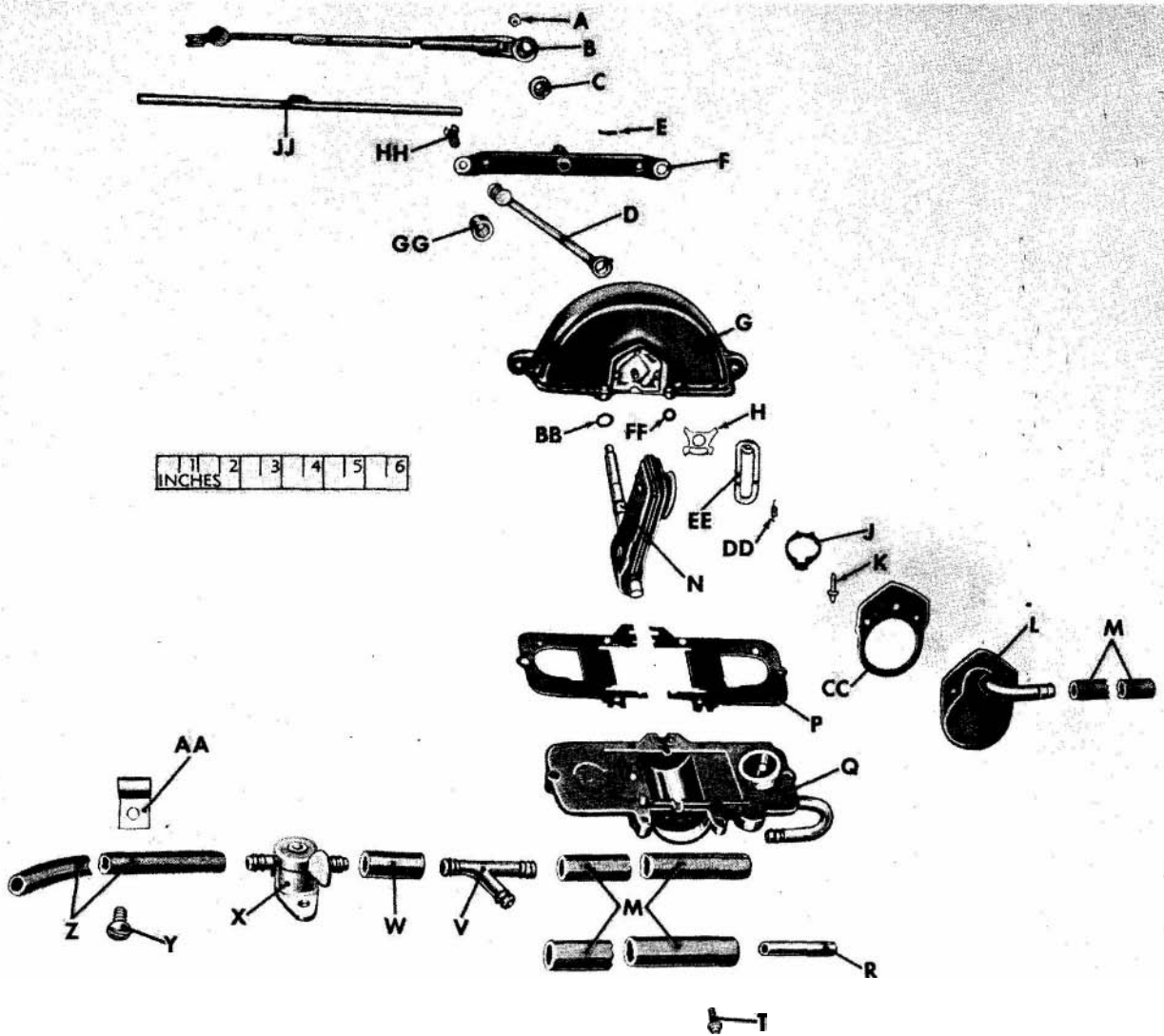
(1) ILLUSTRATION NO.	(2) REFERENCE SYMBOLS	(3) FEDERAL STOCK NO.	(4) ORDNANCE STOCK NO.	(5) MFR'S PART NO.	(6) ORDNANCE PART NO.	(7) DESCRIPTION	(8) QUANTITY INCORPORATED IN UNIT	(9) UNIT OF ISSUE
GROUP 20—WINCH AND POWER-TAKE-OFF—Continued								
2001.5 — WINCH CONTROLS								
20-1	5315-741-1954	G740-7411954	RWM-152 WO-118265	7411954	KEY, clutch shifting lever.....	1	ea
20-1	2520-741-1955	G740-7411955	RWM-54 WO-118260	7411955	LEVER, shifting, clutch.....	1	ea
20-1	2520-741-1956	G740-7411956	RWM -65 WO-118261	7411956	PLUNGER, poppet (clutch shifting lever) - - - - -	2	ea
20-1	2520-741-1958	G740-7411958	RWM-33 WO-118263	-----	SCREW, set, $\frac{1}{4}$ -18NC x $\frac{1}{4}$ (poppet plunger (2), lever shaft (1))	3	ea
20-1	5340-741-1957	G740-7411957	RWM-59 WO-118259	7411958	SHAFT, clutch shifting yoke.....	1	ea
20-1	5340-741-1957	G740-7411957	RWM-66 WO-118262	7411957	SPRING, poppet (clutch shifting lever).....	2	ea
20-1	2520-741-1959	G740-7411959	RWM-58 WO-118258	7411959	YOKE, shifting, clutch.....	1	ea
20-1	H1	019-2452	H101-0192452	192452	BOLT, set, hex-socket, cone-pt, S, cd- or zn-pltd, -20NC x $\frac{3}{8}$	1	ea
2002.1 —POWER-TAKE-OFF ASSEMBLY								
20-4				RWM-138 WO-118207	ADAPTER, gear housing.....	1	ea
20-4				RWM-140 SP-S1103 WO-640632NUT, hex, slotted, S, $\frac{5}{8}$ -18NC-3.....	1	ea
20-4	H1	010-3387	H001-0811054	-----	103387	PIN, cotter, split, S, $\frac{1}{8}$ x 1	1	ea
20-4	5310-741-1972	G740-7411972	RWM-141 SP-872W WO-640622	7411972	WASHER, FLAT, S, 0.68 ID, 1.28 OD, 0.125 thk	1	ea
20-4	1112	-----	H012-1306020	701170	BEARING, ball, MIL-STD-CODE 111-02010-0000 (rad, SR, extra lt, non-loading groove, type 1, 0.7874 bore, 1.6535 OD, 0.4724 width) (output shaft)	2	ea
20-4	H12	H012-1303025	700078	BEARING, ball, MIL-STD-CODE 111-02502-0000 (rad, SR, lt, non-loading groove, 0.9843 bore, 2.0472 OD, 0.5906 width) (main drive gear)	2	ea
20-4	3020-741-1961	G740-7411961	RWM-135 WO-118202	7411961	CHAIN, roller (main drive gear).....	1	ea
20-4				RWM-97 WO-118182	COVER, housing.....	1	ea

20-4	H1	012-0854	H001-5417601		120854	BOLT, mach, hex-hd, S, cd- or zn-pltd, 1/4-20NC-3 x	8	ea
20-4	H1	5310-012-0380	H001-7025681		120380	WASHER, lock, med, S, cd- or zn-pltd, 1/4 in.....	8	ea
20-4		2520-741-1962	G740-7411962	RWM-142	7411962	GASKET, housing cover	1	ea
				WO-118183				
20-4		2520-741-1963	G740-7411963	RWM-117	7411963	GEAR, main drive	1	ea
				WO-118184				
20-4		2520-741-1964	G740-7411964	RWM-119	7411964	GEAR, sliding	1	ea
				WO-640343				
20-4				RWM-96		HOUSING, power-take-off	1	ea
				WO-118181				
20-4		5315-741-1690	G740-7411690	RWM-88	7411690	KEY, output shaft	1	ea
				WO-118211				
20-4				RWM-133	KEY, sprocket.....	2	ea
				WO-118201				
20-4	H6	014-3934	H106-0143934		143934	PLUG, PIPE, sq-hd, CI, cd- or zn-pltd, in. (filler in. cover (1), drain in housing (1))	2	ea
20-4, 5			G758-7994148	RWM-105A	7994148	POWER-TAKE-OFF, w /c KEY, assy	1	ea
				WO-118212				
20-4	H1	012-0233	H001-5420561		120233	BOLT, mach, hex-hd, S, cd- or zn-pltd, 3/8-16NC-3 x 1.	5	ea
20-4	H1	012-0930	H001-7017685		120930	WASHER, lock, ext-teeth, 3/8 in	5	ea
20-4	2520-741-1965	G740-7411965	RWM-170B	7411965	POWER-TAKE-OFF, w /KEY, assy	1	ea
				WO-801774				
						Composed of:		
					120233	5 BOLT		
					7411690	1 KEY		
					7994148	1 POWER-TAKE-OFF, assy		
					120930	5 WASHER		
20-4	5330-741-1966	G740-7411966	RWM-137	7411966	SEAL, grease, main drive gear	1	ea
				WO-118206				
20-4	5330-741-1940	G740-7411940	RWM-515	7411940	SEAL, grease, output shaft	1	ea
				WO-118205				
20-4	2520-741-1967	G740-7411967	RWM-134	7411967	SHAFT, output.....	1	ea
				WO-118203				
20-4	2520-741-1970	G740-7411970	RWM-116	7411970	SPACER, bearing, main drive gear	1	ea
				WO-118198				
20-4	2520-741-1971	G740-7411971	RWM-132	7411971	SPROCKET	2	ea
				WO-118200				
20-4		019-2452	H101-0192452	192452	BOLT, set, hex-socket, cone-pt, S, cd- or zn-pltd, 20-NC x	2	ea
						2002.5—POWER-TAKE-OFF CONTROLS		
20-4	2520-741-1974	G740-7411974	RWM-123	7411974	BALL, poppet (shifter shaft)	1	ea
				WO-640627				
20-4	2520-737-5153	G740-7375153	WO-801848	7375153	BOOT, shift lever, outer	1	ea
20-4				WO-804765	BRACKET, latch	1	ea

(1)	(2)	(3)	(4)	(5)	(8)	(7)	(8)	(9)
ILLUSTRATION NO.	REFERENCE SYMBOLS	FEDERAL STOCK NO.	ORDNANCE STOCK NO.	MFR'S PART NO.	ORDNANCE PART NO.	DESCRIPTION	QUANTITY INCORPORATED IN UNIT	UNIT OF ISSUE
						GROUP 20—WINCH AND POWER-TAKE-OFF—Continued		
						2002.5—POWER-TAKE-OFF CONTROLS—Continued		
20-4		2520-741-1975	G740-7411975	RWM-126 WO-640624	7411975	COVER, LEVER, SHIFT, grease retainer -----	1	ea
20-4				RWM-129 SP-920D WO-640623	-----	SCREW, ext-teeth-lock washer, rd-hd, S, No. 10-32NF-2 x 3/8	4	ea
20-4			G503-7696491	RWM-128 WO-A971	7696491	KNOB, shift lever.....	1	ea
20-4		2520-741-1976	G740-7411976	WO-804764	7411976	LATCH, winch power-take-off.....	1	ea
20-4			G740-8329889	WO-804611	8329889	LATCH, winch power-take-off, assy	1	ea
				WO-804765	-----	Composed of: 1 BRACKET		
					7411976	1 LATCH		
					7411980	1 PIN		
20-4	H1	5305-016-1901	H101-0161901	-----	161901	SCREW, tapping, thread forming, recess, pan-hd, gimlet-pt, sh-met-thd, S, cd- or zn-pltd, No. 10 x 5/8	4	ea
20-4		2520-741-1977	G740-7411977	RWM-121 WO-640659	7411977	LEVER, shift -----	1	ea
20-4		5315-741-1980	G740-7411980	WO-804041	7411980	PIN, latch, winch power-take-off -----	1	ea
		5315-741-1979	G740-7411979	RWM-118 WO-640629	7411979	PIN, shift lever (shifter shaft end) (superseded by PIN 137486)	1	ea
					137486	PIN, straight, plain finish 1/32 x (supersedes PIN 7411979)	1	ea
20-4	H1	011-7877	H101-0117877	-----	117877	PIN, straight, headless, pivot, shift lever -----	1	ea
20-4				RWM-130 SP-31P10 WO-640626	-----	PLATE, shift lever -----	1	ea
20-4		5330-741-1981	G740-7411981	RWM-127 WO-640625	7411981	RETAINER, grease, shift lever -----	1	ea
20-4		2510-736-1994	G503-7361994	WO-646073	7361994	SEAL, shift lever -----	1	ea
		2520-741-1982	G740-7411982	RWM-124 WO-640619	7411982	SHAFT, shifter (peened) -----	1	ea
20-4				SP-6510X WO-640617	-----	SHAFT, shifter w/YOKE, assy (peened) -----	1	ea
					137486	Composed of: 1 PIN		
					7411982	1 SHAFT		
					7411973	1 YOKE		

20-4	5340-741-1983	G740-7411983	RWM-122 WO-640628	7411983	SPRING, poppet (shifter shaft) -----		ea
		2520-741-1973	G740-7411973	RWM-120 WO-640618	7411973	YOKE, sliding gear (peened)	1	ea
GROUP 21-BUMPERS AND GUARDS								
2101—BUMPERS AND GUARDS								
15-1		2510-737-2818	G740-7372818	WO-801386	7372818	BAR, bumper (front) (superseded by BAR 8331831)	1	ea
	H1		G758-8331831	WO-808969	8331831	BAR, bumper (front) (supersedes BAR 7372818)	1	ea
			H101-0271193	-----	271193	NUT, hex, lt, ext-teeth lock washer, S, cd- or zn-pltd, -24NF-2B	6	ea
	H1	012-0758	H001-5421241	-----	120758	SCREW, cap, hex-hd, S, cd- or zn-pltd, $\frac{3}{8}$ -24NF-3 x $\frac{7}{8}$..	6	ea
18-4	2510-737-2819	G740-7372819	WO-800078	7372819	BUMPERETTE, rear	2	ea
	H1	012-0371	H001-4167681	-----	120371	NUT, hex, lt, s-fin, S, cd- or zn-pltd, -20NF-2 -----	4	ea
	H1	012-3605	H101-0123605	-----	123605	SCREW, cap, hex-hd, S, cd- or zn-pltd, $\frac{1}{2}$ -20NF-3 x 1..	4	ea
	H1	5310-012-0384	H001-7025801	-----	120384	WASHER, lock, med, S, cd- or zn-pltd, in.	4	ea
		6220-737-2820	G740-7372820	0-800390	7372820	GUARD, blackout driving light, w/SUPPORT (welded).	1	ea
	H1	018-7993	H101-0187993	-----	187993	BOLT, ext-teeth lock washer, hex-hd, S, cd- or zn- pltd, $\frac{7}{8}$ -18NC-2 x	1	ea
	H1	042-3560	H101-0423560	-----	423560	BOLT, INTEGRAL LOCK WASHER, ext-teeth lock washer, hex-hd, S, cd- or zn-pltd, $\frac{3}{16}$ -18NC-2 x	2	ea
			G758-8329975	WO-680450	8329975	GUARD, radiator w/DEFLECTORS, HINGES, and hood LINER, assy (used on vehicles through serial No. 60406)	1	ea
05-1	-----	5305-737-2886	G740-7372886	WO-673468	7372886	SCREW, int-teeth lock washer, hex-hd, S, cd- or zn- pltd, $\frac{5}{16}$ -18NC x	6	ea
18-1				WO-684569	-----	GUARD, radiator, w/DEFLECTORS, HINGES, and hood LINER, assy (used on vehicles after serial No. 60406)	1	ea
05-1	H1	H101-0442830	-----	442830	NUT, hex, "Huglock," alloy-S, cd- or zn-pltd, $\frac{7}{16}$ - 20NF	1	ea
05-1	H1	H001-5423121	-----	124139	SCREW, cap, hex-hd, S, cd- or zn-pltd, $\frac{7}{16}$ -20NF-3 x 2 $\frac{1}{4}$	1	ea
05-1			WO-683574	-----	SPACER, S, cd- or zn-pltd, $\frac{3}{4}$ OD, 1.120 lg	1	ea
05-1			WO-683576	-----	WASHER, flat, ru, $\frac{3}{32}$ ID, 2.000 OD, 0.560 thk - - - -	2	ea
05-1			WO-683575	-----	WASHER, flat, S, cd- or zn-pltd, $\frac{3}{32}$ ID, 2.000 OD, 0.120 thk	1	ea
05-1	H1	5310-012-0395	H001-7043771	-----	120395	WASHER, flat, S, cd- or zn-pltd, $1\frac{1}{2}$ ID, $\frac{3}{4}$ OD, 0.065 thk		ea
				WO-680409	8677600	GUARD, radiator, w/RETAINERS and NUTS, assy (use through vehicles serial No. 60406)	1	ea
05-1				WO-684570	-----	GUARD, radiator, w/RETAINERS and NUTS, assy (use after vehicles serial No. 60406)		ea

(1) ILLUSTRATION NO.	(2) REFERENCE SYMBOLS	(3) FEDERAL STOCK NO.	(4) ORDNANCE STOCK NO.	(5) MFR'S PART NO.	(6) ORDNANCE PART NO.	(1) DESCRIPTION	(9) QUANTITY INCORPORATED IN UNIT	(9) UNIT OF ISSUE
						GROUP 21—BUMPERS AND GUARDS—Continued		
						2101—BUMPERS AND GUARDS—Continued		
				WO-680292	-----	GUARD, tail light and trailer connection.....	1	ea
				ONB-SN2113	8676969	NUT, weld, S, 1/4-20NC (tail light and trailer connection guard)	5	ea
			G758-8329976	WO-674350				
				WO-680291	8329976	GUARD, tail light and trailer connection, w/weld NUTS (welded)	1	ea
	H1	-----	H101-0425380	-----	425380	BOLT, int-teeth lock washer, hex-hd, S, cd- or zn-pltd, 1/4-20NC-2 x 5/8 in.	5	ea
		5340-769-7592	G740-7697592	WO-673621	7697592	HINGE, panel, radiator guard (use up to vehicles serial No. 60406)	2	ea
		5305-769-7446	G740-7697446	WO-673501	7697446	SCREW, lock washer, hex-hd, S, cd- or zn-pltd, 3/8-16NC x 1	4	ea
05-1				WO-680420	-----	LINER, hood, radiator guard -----	1	ea
05-1	H1			-----	113454	RIVET, split, oval-hd, S, blk-enmld, 1/4 x 1/16, 5/16 hd dia	13	ea
				WO-680679		NUT, clinch, S, No. 10-24NC (head light mounting rings)	16	ea
				ONB-SN2113	8676969	NUT, SPOTWELD, S, 1/2-20NC (radiator guard)	4	ea
				WO-674350				
				WO-681439	8393232	PIN, hinge, radiator guard (used through vehicle serial No. 60406)	2	ea
			G758-8329977	WO-681443	8329977	PIN, hinge, radiator guard, w/BRACKET, left (welded) (used through vehicle serial No. 60406)	1	ea
			G758-8329979	WO-681444	8329979	PIN, hinge, radiator guard, w/BRACKET, right (welded) (used through vehicle serial No. 60406)	1	ea
	H1	-----	H101-9409102	-----	7697550	BOLT, MACHINE, assembled washer, hex-hd, split lock washer, S, cd- or zn-pltd, . F-2 4 UNF-2 A x 3/4	4	ea
				WO-675141	-----	PLATE, tapping, two-holes, 3/8-16NC-2 (radiator guard hinge) (used through vehicles serial No. 60406)	2	ea
18-6				WO-681039	8677566	RAIL, hand, safety, front passenger seat -----	1	ea
18-6	H1	-----	H101-0451976	-----	451976	SCREW, lock washer, hex-hd, S, cd- or zn-pltd, 3/8-16NC-3 x 3/4	2	ea
		2510-769-7548	G740-7697548	WO-A3549	7697548	RETAINER, sq-nut, 7/8 in. (radiator guard) -----	2	ea
		012-0399	11001-4139781	-----	120399	NUT, mach screw, sq, S, cd- or zn-pltd, 1/16-18NC-2	2	ea
	H1			WO-681347	-----	RETAINER, tapping plate, radiator guard hinge, left (used through vehicles serial No. 60406)	1	ea
				WO-681348	-----	RETAINER, tapping plate, radiator guard hinge, right (used through vehicles serial No. 60406)	1	ea



KEY ITEM
 A-NUT
 B-ARM
 C-DRIVER
 D-HANDLE ASSY
 E-PIN
 F-PLATE
 G-HOUSING
 H-VALVE
 J-YOKE
 K-KICKER
 L-COVER
 M-TUBE
 N-PADDLE, ASSY
 P-GASKET
 Q-COVER
 R-TUBE
 S-SCREW

PART NO
 7058965
 500810
 7372262
 TRI-809-14
 TRI-87453
 TRI-82812-41
 TRI-86520-1
 TRI-2631-1
 A327340
 TRI-2618-17
 TRI-8896-1
 WO-674651
 TRI-P87350-1J
 TRI-8735-2
 TRI-86521-3
 WO-677153
 TRI-1863-8

KEY ITEM
 T-SCREW
 U-SCREW
 V-TEE
 W-TUBE
 X-VALVE
 Y-SCREW
 Z-TUBE
 AA-CLIP
 BB-GASKET
 CC-GASKET
 DD-SPRING
 EE-RETAINER
 FF-WASHER
 GO-SPACER
 HH-SCREW
 JJ-BLADE

PART NO
 TRI-1900
 TRI-1900-1R
 7099460
 8677266
 8329996
 163600
 8677565
 WO-673622
 TRI-F1140
 TRI-8894-3
 A327341
 5327338
 A327342
 M-1895
 TRI-1727-2B
 500813

NOTE: ALL PARTS LISTED ARE IN GROUP 2202

Figure 22-1. Windshield wiper motor and related parts—exploded view

(1)	(2)	(3)	(4)	(5)	OD	(7)	(8)	(9)
ILLUSTRATION NO.	REFERENCE SYMBOLS	FEDERAL STOCK NO.	ORDNANCE STOCK NO.	MFR'S PART NO.	ORDNANCE PART NO.	DESCRIPTION	QUANTITY INCORPORATED IN UNIT	UNIT OF ISSUE
						GROUP 22-MISCELLANEOUS ACCESSORIES		
						2201—CANVAS ITEMS, BOWS, AND CURTAINS		
				WO-684980		BOARD, stabilizer (front to right rear top bow) (M170)	1	ea
	H1	012-8417	H001-3057051	128417	BOLT, SQUARE NECK, step, S, cd- or zn-pltd, $\frac{3}{8}$ -18NC-2 x $\frac{1}{4}$	4	ea
	H1	012-0376	H001-4167541	120376	NUT; PLAIN, HEXAGON, It, s-fin, S, cd- or zn-pltd $\frac{5}{16}$ -18NC-2	4	ea
	H1	5310-044-6363	11101-0446363	446363	WASHER, FLAT, S, cd- or zn-pltd, $\frac{3}{8}$ ID, $\frac{3}{8}$ OD, 0.083 thk	4	ea
				WO-685716	-----	BOARD, stabilizer (windshield to front top bow) (M170)	1	ea
		2510-737-2889	G740-7372889	WO-673803	7372889	BOW, top, assy (includes front and rear) (M38A1)	1	ea
18-5				WO-683000	BOW, top, center (M170)	1	ea
18-5				WO-684996	BOW, top, center front (welded) (M170)	1	ea
18-5				WO-684988	-----	BOW, top center rear (welded) (M170)	1	ea
	H1	2510-737-2890	G740-7372890	WO-673791	7372890	BOW, top, front, assy (M38A1)	1	ea
	111	010-4099	H001-0924222	104099	RIVET, b-hd, S, $\frac{5}{16}$ x 1	2	ea
		5310-050-2246	H101-0502246	502246	WASHER, flat, S, cd- or zn-pltd, % ID, 1 OD, 0.094 thk	2	ea
		2510-737-2891	G740-7372891	WO-673794	7372891	BOW, top, rear (welded) (includes top bow PIVOT) (M38A1)	1	ea
18-5				WO-683023	BOW, top side front, left (welded) (M170)	1	ea
18-5				WO-683024	BOW, top side front, right (welded) (M170)	1	ea
18-5				WO-683003	-----	BOW, top side rear, left (welded) (M170)	1	ea
18-5				WO-685000	-----	BOW, top side rear, right (complete) (welded) (M170)	1	ea
	H1	H101-0451975	451975	SCREW, lock washer, sltd-hex-hd, S, cd- or zn-pltd, $\frac{5}{16}$ -18NC-3 x $\frac{3}{4}$	2	ea
	H1	5310-012-0393	H001-7043711	120393	WASHER, FLAT, S, cd- or zn-pltd, $\frac{1}{32}$ ID, $\frac{1}{16}$ OD, 0.065 thk	2	ea
	H2	11002-0585861	585861	BUCKLE, tongueless, web strap, S, cd- or zn-pltd, 1 in. (curtain stowage (10), top strap (11) (M170)	21	ea
	H2	H002-0543496	543496	BUCKLE, web strap, S, cd- or zn-pltd, 1 in. (door stowage strap) (M170)	2	ea
		2540-737-5324	G740-7375324	WO-674622	7375324	CHAIN, w/RING and retaining PIN, assy (top rail) (used on vehicles thru serial No. 83545) (M38A1)	2	ea
				WO-674621	Composed of: 2 CHAIN		
				WO-673774	2 PIN		
					4 RING		

H8		H008-0819985		42-C-16600	CHAIN, weldless , safety, 3, 0.018 in., coml No. 00 (13 links, 6 in. lg) (thumb screw (2), retaining pin (2)) (used on vehicles through serial No. 83545)	4	ea
		G758-8329754	WO-680320	8329754	COVER, TOP, assy (includes DECK, rear CURTAIN, and STRAPS) (M38A1)	1	ea
			WO-685536		COVER, top, assy (includes top DECK) (M170)	1	ea
			WO-680351		CURTAIN , door, left, assy (M170)	1	ea
			WO-684278		CURTAIN, door, right, assy (M170)	1	ea
			WO-680940		CURTAIN, rear, assy (includes LIGHT, STRAPS, and FASTENERS) (M38A1)	1	ea
			WO-685560		CURTAIN, side, left, assy (M170)	1	ea
			WO-685555		CURTAIN , side, right, assy (M170)	1	ea
			WO-685865		DOOR, left, assy (includes TRIM and FRAME complete (M170))	1	ea
			WO-684258		DOOR, right, assy (includes TRIM and FRAME complete (M170))	1	ea
		WO-680330		EXTENSION, top deck header, front, assy -----	1	ea	
		WO-685537		EXTENSION, top deck rear, assy (M170)	1	ea	
		WO-685539		EXTENSION, top deck side, left (M170)	1	ea	
		WO-685540		EXTENSION, top deck side, right (M170)	1	ea	
112		H102-0426687		426687	EYELET, large turn button fastener, br, black, $\frac{1}{16}$ in. lg prong (front top bow flat (6), top deck (22)) (M38A1)	30	ea
H2		H102-0426687		426687	EYELET, large turn button fastener br, black, $\frac{1}{16}$ in. lg prong (M170)	62	ea
			WO-674176		FLAP, canvas , center bow, top (M38A1)	3	ea
			WO-680333		FLAP, canvas, wind break, deck side, left, assy (M38A1)	1	ea
			WO-680334		FLAP, canvas, wind break, deck side, right, assy (M38A1)	1	ea
			WO-685545		FLAP, deck side wind break, left, assy (M170)	1	ea
			WO-686544		FLAP, deck side wind break, right, assy (M170)	1	ea
			WO-686135		HANDLE, door, w/STUD (welded) (M170)	2	ea
			WO-680503		HINGE, door (M170)	2	ea
			WO-670953	8676953	LOOP, footman (auxiliary litter stowage) (M170)	1	ea
112		H002-8328423		8328423	LOOP, footman (front center bow (2), front right side bow (1), right side bow (1)) (M170)	4	ea
				163470	SCREW, cross-recess-oval-hd , S, cd- or zn-pltd, No. 10 (0.190)-16 x	8	ea
			WO-673782		NUT, weld, S, $\frac{3}{8}$ -16NC (rear top bow socket) (used on vehicles through serial No. 83545) (M38A1)	2	ea
	2510-736-9951	G740-7369951	WO-673158	7369951	PANE, clear, flexible vinyl, 0.040 thk, (rear curtain) (M38A1)	1	ea
			WO-674621		PIN , retaining, chain, 8, 0.091 dia _{23ti} dev lg (M38A1)	2	ea
	2510-734-8325	G740-7348525	WO-673797	7348525	PIVOT, front top bow (M38A1)	2	ea
			WO-677417		PLATE, latch, left (M170)	1	ea
			WO-677418		PLATE, latch, right (M170)	1	ea
			WO-677412		PLATE, rub (M170)	2	ea
			WO-683991		RAIL, top left, assy (M170)	1	ea
			WO-683992		RAIL, top right, assy (M170)	1	es

(1) ILLUSTRATION NO.	(2) REFERENCE SYMBOLS	(3) FEDERAL STOCK NO.	(4) ORDNANCE STOCK NO.	(5) MFR'S PART NO.	(6) ORDNANCE PART NO.	(7) DESCRIPTION	(8) QUANTITY INCORPORATED IN UNIT	(9) UNIT OF ISSUE
						GROUP 22—MISCELLANEOUS ACCESSORIES—Continued		
						2201—CANVAS ITEMS, BOWS, AND CURTAINS		
						—Continued		
				WO-680437		RAIL, top (welded) (includes BRACKET) (M38A1)	2	ea
				WO-673774		RING, thumb screw chain, S, 0.047 dia, 3 1/8 dev-lg (thumb screw (2), retaining pin (4)) (used on vehicles through serial No. 83545) (M38A1)	8	ea
				WO-685453		ROD, front side curtain, left (M170)	1	ea
				WO-682884		ROD, front side curtain, right (M170)	1	ea
				WO-674789	8677315	SCREW, thumb, MCI, cd- or zn-pltd, 3/8-16NC (used on vehicles through serial No. 83545) (M38A1)	2	ea
		5305-769-7593	G740-7697593	WO-674790	7697593	SCREW, thumb, w/CHAIN and RING, assy (used on vehicles through serial No. 83545) (M38A1) Composed of: 2 CHAIN 4 RING 2 SCREW	2	ea
				WO-673774				
				WO-674789	8677315	SCREW, thumb, MCI, cd- or zn-pltd, 3/8-16NC (used on vehicles through serial No. 83545) (M38A1)	2	ea
				WO-673777		SOCKET, rear top bow (superseded by SOCKET WO-684239) (M38A1)	2	ea
				WO-684239		SOCKET, rear top bow (supersedes SOCKET WO-673777) (M38A1)	2	ea
		5305-769-7440	G740-7697440	WO-673597	7697440	SCREW, ext-teeth lock washer, hex-hd, S, cd- or zn-pltd, 1/8-18NC-2 x 5/8 in. (superseded by SCREW 425388)	6	ea
	H1		H101-0425388		425388	SCREW, int-teeth lock washer, hex-hd, header-pt, S, cd- or zn-pltd, 1/8-18NC-2 x 5/8 in. (supersedes SCREW 7697440)	6	ea
		2510-737-2898	G740-7372898	WO-673771	7372898	SOCKET, rear top bow w/weld NUT (welded) (used on vehicles through serial No. 83545) (M38A1)	2	ea
				WO-682803		SOCKET, side curtain rod w/door HINGE (welded) (M170)	4	ea
				WO-685910		STRAP, stowage, door (M170)	2	ea
					543496	Composed of: 1 BUCKLE 1 STRAP		
				WO-685902				
					549605	1 TIP		
				WO-686145		STRAP, w/BUCKLE, assy (curtain stowage) (M170)	10	ea
					585861	Composed of: 1 BUCKLE 1 STRAP		
				WO-686146				

			WO-686143	-----	STRAP, w/end TIP, assy (curtain stowage) (M170) --	10	ea
			WO-686144	-----	Composed of:		
			WO-A2602	-----	-- 1 STRAP		
			WO-671968	-----	1 TIP		
5340-769-7594	G740-7697594			7697594	STRAP, w/BUCKLE, assy (top strap) -----	11	ea
					Composed of:		
				585861	1 BUCKLE		
			WO-671979	-----	-- 1 STRAP		
			WO-A2602	-----	-- 1 TIP		
			WO-685902	-----	STRAP, web, 1 in. wd (111 in. approx dev 1g) (door stowage) (M170)	2	ea
			WO-686146	-----	STRAP, web, 1 in., wide (curtain stowage) (M170) ----	10	ea
			WO-686144	STRAP, web, 1 in. wide, 22 in. 1g (curtain stowage) (M170)	10	ea
			WO-671979	-----	STRAP, web, 1 in. wide (21½ in. dev-1g) (top strap)	11	ea
			UC-78318-K352	STUD, large turn button fastener, dble, br, black, eyelet base (top hold-down (6), top deck side reinforcement (16, front top bow flap (6)) (M38A1)	28	ea
			WO-663596	-----	STUD, large turn button fastener, dble, br, black eyelet base (M170)	42	ea
	-----	H002-7697417		7697417	STUD, large turn button fastener, sgle, br, black, eyelet base (top deck)	2	ea
			UC-78317	STUD, single turn button (door curtain to body) (M170)	8	ea
			WO-663595	-----	NUT, hex, ext-teeth lock washer, S, cd- or zn-pltd, No. 10-32NC	8	ea
			WO-680686	-----	TIP, end, web strap, S, in. (door stowage strap) (M170)	2	ea
			WO-680769	-----	TIP, strap end, S, 1 in. (top strap (11) curtain stowage (10)) (M170)	21	ea
	-----	11002-0549605		549605	WASHER, curtain, large turn buckle fastener eyelet, bezel, br, black 0.240 ID, wd 0.510, 0.780 lg (top hold-down (6), top deck (2), top deck side reinforcement (16), center bow flap (61) (M38A1)	30	ea
			N&J-1	. . .	WASHER, large turn button fastener eyelet, br, black (front top bow strap (2), top deck (22), front top bow flap (6)) (M38A1)	44	ea
			WO-A2602		WASHER, large turn button fastener eyelet, br, black (M170)	30	ea
5325-769-7418	G740-7697418		UC-78502	7697418	WASHER, large turn button fastener eyelet, br, black (M170)	44	ea
			WO-663597	7697418	WASHER, large turn button fastener eyelet, br, black (M170)	30	ea
					WASHER, large turn button fastener eyelet, br, black (M170)	62	ea
	-----	H102-0426686		426686	ZIPPER, 33½ in. 1g (M170) -----	1	ea
			WO-686152	-----	ZIPPER, hand opening in left door, 16 in. (superseded by ZIPPER 538442) (M170)	1	ea
			WO-674004	7697595	ZIPPER, slide, conventional, non-separating, hv, sgle action, open top, closed bottom, non-locking sgle pull non-rvrs slider, 16 in. (supersedes ZIPPER 7697595) (M170)	1	ea
	-----	H002-0212606		538442			

(1) ILLUSTRATION NO.	(2) REFERENCE SYMBOLS	(3) FEDERAL STOCK NO.	(4) ORDNANCE STOCK NO.	(5) MFR'S PART NO.	(6) ORDNANCE PART NO.	(7) DESCRIPTION	(8) QUANTITY INCORPORATED IN UNIT	(9) UNIT OF ISSUE
GROUP 22— MISCELLANEOUS ACCESSORIES—Continued								
2202—MIRRORS, REFLECTORS, AND WINDSHIELD WIPERS								
	112	2540-054-7250	H002-0547250	-----	547250	ARM, adjustable, outside rear view mirror, assy (8 to 11 in.) Composed of:	1	ea
				WO-118139	-----	-- 1 ARM		
				WO-118140	-----	-- 1 ARM		
				WO-118141	-----	-- 1 CLAMP		
				WO-A11862	1 NUT		
				WO-118142	-----	-- 1 SCREW		
				WO-118139	-----	- ARM, extension, mirror (adjustable) -----	1	ea
				WO-118140	-----	- ARM, extension, mirror (fixed) -----	1	ea
	Hi	012-0647	11001-5421261	-----	120647	BOLT, MACHINE, cap, hex-hd, 5, cd- or zn-pltd, $\frac{3}{8}$ -24NF-3 x 1	1	ea
	Hi	012-0369	H001-4167601	---	120369	NUT, PLAIN, HEXAGON, lt, s-fin, S, cd- or zn-pltd, $\frac{3}{8}$ -24NF-2	1	ea
				WO-118146	---	-- WASHER, fiber, $\frac{3}{8}$ ID, $\frac{1}{2}$ thk	2	ea
	H1	5310-012-0381	H001-7023741	-----	120381	WASHER, lock, lt, S, cd- or zn-pltd, $\frac{3}{8}$ in	1	ea
22-1	1117	-----	H017-0500810	-----	500810	ARM, windshield wiper, adjustable, 7 $\frac{1}{2}$ to 12 in	2	ea
22-1	5310-705-8965	G509-7058965	-----	7058965	NUT, PLAIN, CAP, blind, S, No. 10-32NF-2 (windshield wiper arm to shaft)	2	ea
22-1	H17	11017-0500813	-----	500813	BLADE, windshield wiper, 9 in. lg -----	2	ea
		2540-737-5190	G740-7375190	-----	7375190	BRACKET, mounting, rear view mirror -----	2	ea
		5325-737-1195	G503-7371195	-----	7371195	BUSHING, ru, split, $\frac{1}{4}$ ID (windshield wiper tube hole in instrument panel) (used on vehicles through serial No. 74272)	1	ea
				WO-118141	-----	CLAMP, collar, S, 0.771 ID, $\frac{1}{4}$ OD (rear view mirror extension arm)	1	ea
				WO-A11862	-----	-- NUT, jam, hex, thin, 5, -28NF -----	1	ea
				WO-118142	-----	-- SCREW, set, sq-hd, cup-pt, S, $\frac{1}{4}$ -28NF x $\frac{1}{2}$	1	ea
				WO-118149	-----	-CLAMP, pivot, rear view mirror -----	1	ea
	H1	012-0677	H001-5421341	-----	120677	BOLT, MACHINE, cap, hex-hd, S, cd- or zn-pltd, $\frac{3}{8}$ -24NF-3 x 1 $\frac{1}{2}$	1	ea
	H1	022-5831	11001-4027541	-----	225831	NUT, PLAIN, HEXAGON, reg, s-fin, S, cd- or zn-pltd, $\frac{3}{8}$ -24NF-2	1	ea
				WO-118146	-----	-- WASHER, fibre, $\frac{3}{8}$ ID, $\frac{1}{4}$ thk -----	2	ea
	H1	5310-012-0381	H001-7023741	----	120381	WASHER, lock, lt, S, cd- or zn-pltd, $\frac{3}{8}$ in -----	1	ea

			WO-673622	-----	CLIP, closed, S, zn-pltd, 1/4 OD tube, hole for No. 10 screw (windshield wiper hose)	5	
				163600	SCREW, tapping, cross-recess-pan-hd, conical pilot-pt, sh-met-thd, S, cd- or zn-pltd, No. 10 (0.186) x	5	ea
350-5667	G184-5229645		WO-633948	5229645	CLIP, closed, S, 1/4 OD tube, hole for % screw (vacuum pump to tee tube)	1	ea
-----	H101-9409110	-----		9409110	BOLT, assembled washer, hex-hd, split lock washer, S, cd- or zn-pltd, 3/8-16UNC-2A x	1	ea
-----	H002-8329624			8329624	CLIP, S, type, S, phos-ctd, 1/8 in. (vacuum pump to tee tube)	3	ea
		-----	TRI-86521-3 WO-118553	-----	COVER, top (windshield wiper motor) -----	1	ea
		-----	TRI-1900 WO-118556	-----	SCREW, sp, br or S, No. 6-32NC x -----	2	ea
		-----	TRI-1900-1R WO-118555	-----	SCREW, sp, br or S, No. 6-32NC x -----	4	ea
		-----	TRI-8896-1 WO-119999	-----	COVER, valve (windshield wiper motor) -----	1	ea
		-----	TRI-1863-8 WO-120000	-----	SCREW, mach, rd-hd, S, No. 4-40NC x -----	2	ea
2540-737-2262	G160-7372262		TRI-79016-4 WO-A12863	7372262	DRIVER, knurled, windshield wiper arm ---	2	ea
			TRI-F1140 WO-118552	-----	GASKET PACKING, "O" ring, class A material (low flexibility) 0.048 thk, 0.250 ID (windshield wiper motor)	1	ea
		-----	TRI-8735-2 WO-120001	-----	GASKET, top cover (ru) (windshield wiper motor) ----	1	ea
		-----	TRI-8894-3 WO-120109	-----	GASKET, valve cover (ru) (windshield wiper motor) ---	1	ea
5325-700-0997	G518-7000997		WO-800802	7000997	GROMMET, ru, split, 1 3/2 ID (windshield wiper tube hole in dash panel)	1	ea
			WO-808774	-----	GROMMET, ru, split, 1/16 ID (windshield wiper tube hole in instrument panel) (used on vehicles after serial No. 74272)	1	ea
		-----	TRI-809-14 WO-118568	-----	HANDLE, w/KNOB, assy (windshield wiper motor) ---	1	ea
			TRI-87453 WO-120002		PIN, sp, dowel, ribbed, S, 0.105 x	1	ea
		-----	TRI-86520-1 WO-118550	---	HOUSING, windshield wiper motor -----	1	ea
		-----	TRI-2618-17 WO-120108	-----	KICKER, valve (windshield wiper motor) -----	1	ea
-----	G758-8332076		WO-807845	8332076	LINE, tee to windshield wiper, assy -----	1	ea
				142432	Composed of: 1 NUT		
				44-T-5080-15	1 TUBE (3 3/8 in.)		

(1) ILLUSTRATION NO.	(2) REFERENCE SYMBOLS	(3) FEDERAL STOCK NO.	(4) ORDNANCE STOCK NO.	(5) MFR'S PART NO.	(6) ORDNANCE PART NO.	(7) DESCRIPTION	(8) QUANTITY INCORPORATED IN UNIT	(9) UNIT OF ISSUE
GROUP 22—MISCELLANEOUS ACCESSORIES—Continued								
2202—MIRRORS, REFLECTORS, AND WINDSHIELD WIPERS—Continued								
03-8			G758-8330238	WO-807846	8330238	LINE, vacuum pump to tee, assy Composed of: 2 NUT 1 TUBE (21 ¹ / ₈ in.)	1	ea
18-6	H17 H1	2540-054-7202 -----	11017-0547202 H101-0454789	----- -----	547202 454789	MIRROR, rear view, w/ARM, assy ----- SCREW, assembled washer, cross-recess-pan-hd , int-teeth lock washer, header-pt, S, cd- or zn-pltd, -20UNC-2A x 1 ¹ / ₂	1 4	ea ea
				WO-A11860 WO-A11862 WO-A11861	----- ----- -----	MIRROR, rear view, w/ball pivot STUD, assy NUT, hex, S, 1/4-28NF ----- WASHER, lock, 1/4 in -----	1 1 1	ea ea ea
		2540-737-5189	G740-7375189	TRI-63527 WO-681080	7375189	MOTOR, wiper, windshield, assy (superseded by MOTOR 500844)	1	ea
18-1, 6; 22-1	H17 H1	----- -----	11017-0500844 H101-0454788	----- -----	500844 454788	MOTOR, vacuum, windshield wiper, assy (supersedes MOTOR 7375189) SCREW, assembled washer, cross-recess-pan-hd , int-teeth lock washer, header-pt, S, cd- or zn-pltd, No. 10 (0.190)-32NF-2A x 3/8	1 4	ea ea
22-1				WO-A11862 TRI-P87350-1J WO-120003	----- ----- -----	NUT, hex, S, 1/4-28NF (rear view mirror extension arm) PADDLE, w/SHAFT, assy (windshield wiper motor)	1 1	ea ea
22-1				TRI-82812-41 WO-118566	----- -----	PLATE, w/BEARING (windshield wiper motor) -----	1	ea
22-1				TRI-1727-2 WO-118567	----- -----	SCREW, mach, flat-hd, br or S, No. 10-32NF-2 x 3/8	2	ea
18-4	1117 H1	----- -----	H017-0506101 H101-0191985	----- -----	506101 191985	REFLECTOR, ruby, 4 1/2 in dia ----- SCREW, int-teeth-lock washer, cross-recess-pan-hd, S, cd- or zn-pltd, 1/4-20NC-2 x (used on vehicles through serial No. 55467)	4 6	ea ea
22-1	5330-532-7338	G502-5327338	TRI-2630-3 WO-118559 WO-118142 WO-118148	5327338	RETAINER, valve (windshield wiper motor)... ----- SCREW, sq-hd, S, cup-pt, 1/4-28NF x 1/2 (rear view mirror extension arm) SPACER, S, 1/4 ID, 5/8 OD, 1/8 lg (rear view mirror pivot clamp)	1 1 1	ea ea ea

22-1			TRI-1895 WO-118570	---	SPACER, windshield wiper motor, plate to housing ----	2	ea
22-1 5340-385-4198	G758-8329997 G502-0389787	WO-680787 TRI-2620 WO-118561	8329997 A327341	SPACER, windshield wiper motor to windshield SPRING, windshield wiper motor -----	4 1	ea ea
22-1	----- 2540-709-9460	G503-7099460	TRI-79513 WO-673623	7099460	TEE, hose, Y-pattern, in. (windshield wiper) -----	1	ea
03-8	H6		-----	178910	TEE, flared tube, inverted, 1/4 tube, 1/8 female pipe side (distributor vent tube)	1	ea
22-1			WO-673719	8677266	TUBE, ru, compounded, heavy wall, 1/32 ID, wall thk 1 4 lg (windshield wiper vacuum line to tee (1), tee to center windshield wiper center tube (1)) (use TUBING 33-T-233)	2	ea
			WO-677149	---	TUBE, ru, compounded, heavy wall, 1/32 ID, wall thick- ness 3/32, 6 lg (shut-off valve to vacuum tube) (use TUBING 33-T-233)	1	ea
22-1		-----	WO-674651	-----	TUBE, ru, compounded, heavy wall, 1/32 ID, wall thk 3/32, 8 lg (tee to left windshield wiper) (use TUBING 33-T-233)	1	ea
			WO-677150		TUBE, ru, compounded, heavy wall, 1/32 ID, wall thk 3/32, lg (windshield wiper center tube to right wiper) (use TUBING 33-T-233)	1	ea
			WO-680768	-----	TUBE, ru, compounded, heavy wall, 1/32 ID, wall thk 55 lg (windshield wiper, under hood to shutoff valve) (use TUBING 33-T-233)	1	ea
22-1			WO-677153	-----	TUBE, S, seamless, pltd, y., OD, 0.030 thk of wall, dev-lg 25 1/32 (windshield wiper, center) (use TUBING 44-T- 5080-15)	1	ea
22-1			WO-681026	8677565	TUBE, S, seamless, pltd, 1/4 OD, 0.030 thk of wall, dev-lg 22 7/2 (upper corner, windshield wiper) (use TUBING 44-T-5080-15)	1	ea
	H4	-----	11004-0121600	-----	120871 CLAMP, open, cable, conduit or pipe, S or MI, cd- or zn-pltd, 1/8 pipe size, hole for 1/16 bolt	1	ea
	H1	-----	H101-0454783	-----	454783 SCREW, assembled washer, cross-recess, pan-hd, int- teeth lock washer, header-pt, S, cd- or zn-pltd, No. 10 (0.190)-24NC-2A x 1/2	1	ea
	117	-----	H007-0218065	-----	44-T-5080- 15 TUBING, cop, seamless, soft annealed, size 4, 0.250 OD, 0.035 thk of wall		ft
	H7	-----	H007-0878000	-----	33-T-233 TUBING, ru, compounded, heavy wall, 1/32 ID, 1/32 wall thk		ft
18-6; 22-1	-----	G758-8329996	TRI-87555 WO-680750	8329996	VALVE, shutoff, windshield wiper -----	1	ea
	H1	-----	H101-0454783	-----	454783 SCREW, assembled washer, cross-recess, pan-hd, int- teeth lock washer, header-pt, S, cd- or zn-pltd, No. 10 (0.190)-24NC-2A x	2	ea

(1) ILLUSTRATION NO.	(2) REFER- ENCE SYMBOLS	(3) FEDERAL STOCK NO.	(4) ORDNANCE STOCK NO.	(5) MFR'S PART NO.	(6) ORDNANCE PART NO.	(7) DESCRIPTION	(8) QUANTITY INCOR- PORATED IN UNIT	(9) UNIT OF ISSUE
						GROUP 22—MISCELLANEOUS ACCESSORIES—Continued		
						2202—MIRRORS, REFLECTORS, AND WINDSHIELD WIPERS—Continued		
22-1				TRI-2631-1 WO-118558	-----	VALVE, slide valve (windshield wiper motor) -----	1	ea
22-1	-----	5330-385-4165	G502-0180653	TRI-8741-3 WO-118557	A327342	WASHER, felt, 0.189 ID, $\frac{3}{8}$ OD, $\frac{7}{2}$ thk (windshield wiper motor)	1	ea
22-1	-----	2520-385-4216	G502-0482430	TRI-2617 WO-118560	A327340	YOKE, valve kicker (windshield wiper motor) -----	1	ea
						2208.1 —SPEEDOMETER		
		6680-740-9702	G744-7409702	AC-1581449 SW-G418041 WO-805130	7409702	CASING, shaft, assy -----	1	ea
		6680-832-7565	G744-7355830	AC-1581351 SW-G418049 WO-119212	7355830	CORE, shaft, assy - -	1	ea
		5330-753-9689	G742-7539689	AC-1568362 SW-418046 WO-118444	7539689	GASKET, ru, flex shaft, $\frac{1}{2}$ ID, $\frac{1}{64}$ OD, $\frac{1}{16}$ thk -----	1	ea
		5330-753-9688	G742-7539688	AC-1568220 SW-418045 WO-118443	7539688	GASKET, ru, $\frac{1}{64}$ ID, $\frac{1}{64}$ OD, $\frac{9}{64}$ thk.....	1	ea
08-2; 12-3	-----		G758-8328480	SP-18-453-10 WO-806718	8328480	GEAR, driven, w/integral SHAFT (15T)	1	ea
		5325-734-6945	G740-7346945	WO-801809	7346945	GROMMET, split, ru, $\frac{3}{4}$ ID (shaft in dash)	1	ea
		6680-832-7566	G744-7389881	AC-1581436 SW-446125 WO-805129	7389881	SHAFT, flexible, assy (includes CASING and CORE)	1	ea
	H4	-----	H004-0327736	-----	120527	CLIP, closed, S, $\frac{5}{8}$, No. 10 screw hole (speedometer shaft to frame side member)	1	ea
	H1	5310-012-0361	11001-4135661	-----	120361	NUT, mach screw, hex, S, cd- or zn-pltd, No. 10 (0.190)-24NC -2	1	ea
	H1	-----	H101-0454782	----	454782	SCREW, assembled washer, cross-recess-pan-pd, int-teeth lock washer, header-pt, S, cd- or zn-pltd, No. 10 (0.190)-24NC-2A x $\frac{5}{8}$	1	ea
08-2; 12-3	-----	--	G758-8328481	SP-55-454-3 SP-18-454-3 WO-806719	8328481	SLEEVE, driven gear	1	ea

06-9, 10; 18-6,7	H1	5310-043-1680	G742-7760396	AC-1580260	7760396	SPEEDOMETER, waterproof, assy (used w/CLUSTER 7418835 listed in subgroup 0607 (luminous dial) (superseded by SPEEDOMETER 8376375) (M38A1)	1	ea
			G742-8376375	WO-118101 SW-503C AC-1582373 AL-EO-12205 WO-809819 AL-2235	8376375	SPEEDOMETER, waterproof (non-luminous), assy (supersedes SPEEDOMETER 7760396) (used w/CLUSTER 8376619, 7954878 and 7954879 listed in subgroup 0607)	1	ea
			H101-0431680	-----	431680	NUT, plain, hex, S, cd- or zn-pltd, No. 10-32NC	2	ea
				-----		WASHER, lock, S, cd- or zn-fin, No. 10 -----	2	ea
2210—VEHICULAR DATA PLATES								
				WO-801790	8677069	DECAL, battery box cover warning right front fender and splash apron) (M170)	1	ea
				WO-807466	-----	DECAL, bell housing drain plug locating -----	1	ea
18-6	2540-769-7562	G740-7697562	WO-801820	7697562	PLATE, caution, vehicle road speed -----	1	ea
18-6	-----	2540-769-7554	G740-7697554	WO-800537	7697554	PLATE, fording ventilator valve -----	1	ea
18-6				WO-806857	8677436	PLATE, general information, assy -----	1	ea
18-7			G758-8333426	WO-811286	8333426	PLATE, identification (army) (M170) -----	1	ea
				WO-909342	-----	PLATE, identification (w/o WINCH) (M170) -----	1	ea
		2540-741-2583	G740-7412583	WO-802634	7412583	PLATE, mounting vehicular data -----	1	ea
		2540-796-7555	G740-7697555	WO-800766	7697555	PLATE, name, patent and serial number right wheel-house panel)	1	ea
18-6,7	-----	2540-769-7561	G740-7697561	WO-801819	7697561	PLATE, responsible agency -----	1	ea
18-6			G758-8673359	WO-806773	8673359	PLATE, servicing data (M38A1) -----	1	ea
18-7			G758-8333427	WO-811285	8333427	PLATE, servicing data (M170) -----	1	ea
18-6			G758-8386440	WO-806776	8386440	PLATE, shifting instructions and publication data ----	1	ea
18-7	-----		G758-8333429	WO-811657	8333429	PLATE, shifting instruction and publication date (marine corps)	1	ea
18-6			G758-8386439	WO-806772	8386439	PLATE, weight and dimension data (M38A1) -----	1	ea
18-7			G758-8333428	WO-811211	8333428	PLATE, weight and dimension data (M170) -----	1	ea
	H1	5320-010-9953	H001-0932002	-----	109953	RIVET, tubular, oval-hd, br, $\frac{1}{4}$ x $\frac{1}{8}$ (data plates to mounting plate)	‡	ea
	H1	5305-016-1790	H101-0161790	-----	161790	SCREW, THREADED, tapping, cross-recess, pan-hd, gimlet-pt, sh-met-thd, S, cd- or zn-pltd, No. 6 (0.138) x $\frac{3}{8}$ (mounting plates)	‡	ea

ALPHABETICAL INDEX

This index does not include standardized hardware, attaching, or associated parts which are indented under the primary item and which are not otherwise listed in their own alphabetical order in the supply manual. Such parts are readily found by referring to the item which requires their use. To find the attaching parts for the starter switch, for example, locate the "SWITCH, starter" in this index and refer to referenced subgroup (0603), where the indented attaching parts for the switch (SCREW and WASHER), will be found.

ITEM	SUBGROUP	ITEM	SUBGROUP
ABSORBER, shock	1604.1	BANDS	
ACID, storage battery	0612	Clamp, air cleaner	0304.1
ADAPTERS		Worm, winch brake	2001.1
Air vent, fuel pump	0302.1	BARS	
Horn switch	0611	Bumper	2101
Power-take-off	2002.1	Stabilizer	1605
Transmission main shaft bearing	0702.3	Tie, brake master cylinder.....	1204.1
AMMETER, instrument panel	0607	Tie, universal joint	0900
ANTI-RATTLE, hand brake pawl rod	1201	BASES	
NTI-SQUEAK		Distributor	0604.1
Fender to body side panel.....	1701	Generator regulator	0602
Fuel tank	0306	Starter	0603
APRON, splash, fender.....	1701	BATTERY	0612
ARMATURES		BEARINGS	
Generator	0601.1	Ball,	
.....	0601.3	Commutator end	0601.1
Generator regulator.....	0602	Drive end, generator	0601.1
Starter	0603	Power-take-off	2002.1
ARMS		Transfer case (output clutch shaft)	0802.5
Distributor	0604.1	Transmission main drive gear	0702.1
Generator brush	0601.1	Winch	2001.3
Pitman steering gear	1401	Winch worm shaft	2001.1
Rear view mirror	2202	Brake pedal shaft bracket	1206
Rocker, engine	0105.2	Bushing type,	
Rocker, fuel pump	0302.1	Front and rear spring bracket.....	1501
Spreader, litter rack	1812	Front spring shackle	1601.1
Windshield wiper	2202	Pilot, output clutch gear shaft	0802.7
AXLES		Rocker arm pin	0302.1
Carburetor float lever	0301	Speedometer drive gear	0802.7
Front	1000	Steering gear	1401
Rear	1100	Steering knuckle, front axle	1004
BACKS, driver's and passenger seat.....	1806	Pilot transfer output clutch gear shaft	0802.7
BAFFLE, transmission input shaft oil	0702.1	Camshaft	0105.3
BALLS		Clutch winch housing	2001.1
Check, carburetor	0301	Connecting rod	0104.2
Detent, shifter shaft	0804	Drum, winch shaft	2001.1
Fulcrum, transmission gear shift lever	0704	Engine oil pump	0106.1
Poppet, gear shifter shaft.....	0704	Generator	C0601.1
Steering control	1401	0601.3
Universal joint	1006	Main, engine crankshaft	0102.2
		Pilot, engine clutch	0201
		Pin, fuel pump rocker arm	0302.1
		Rear spring	1601.3
		Release, clutch	0202
		Roller, journal, transfer countershaft	0802.3
		Starter	0603
		Steering control	1401.1
		Transmission idler gear	0702.5

ALPHABETICAL INDEX-Continued

ITEM	SUBG ROUP	ITEM	SUBGROUP
BEARINGS-Continued		BOLTS-Continued	
Universal joint	0900	Oil filter support bracket	0106.2
Water pump	0504	Rear axle bumper	1601.3
Winch worm gear housing	2001.1	Rear spring	1601.3
BELLCRANK, steering gear	1401	Set, power-take-off	2002.1
BELT, drive, fan and generator	0505	Transfer case support	0800
BLADES		BOOTS	
Engine	0505	Brake master cylinder	1204.1
Starter switch	0603	Brake wheel cylinder	1204.3
Windshield wiper	2202	Gear shift lever	1805
BLOCKS		Power-take-off shift lever	2002.5
Adjusting, accelerator throttle rod	0312	BOSS, tool box weld flanged	1808
Brush and commutator, flood light extension cable shaft	0609.2	BOW, top	2201
Cylinder	0101	BOX, glove, side and bottom	1808
Differential drive shaft	1102	BRACES	
BOARDS, stabilizer	2201	Adjusting, generator belt tension	(0601.1 }0601.3
BODIES		Fender	1701
Air cleaner	0304.1	Hanger winch bearing	2001.3
Blackout head light	0609.1	Seat back frame	1806
Carburetor	0301	BRACKETS	
Carburetor choke valve	0301	Accelerator bellcrank	0312
Carburetor throttle valve	0301	Battery box support	0612
Engine oil pump	0106.1	Battery catch clamp	0612
Fuel pump section	0302.1	Body	
Fuel pump vacuum section	0302.1	Hold-down	1805
Hand brake	1201	Hold-down outer and tail light	1804
Head light beam indicator light	0607	Tie-down	1501
Instrument cluster light	0607	Brake	
Metering valve, vent, crankcase	0304.5	Line	1204.5
Oil filter	0106.2	Line tee	1204.5
Spare gas can bracket	1808	Pedal	1206
Tail light	0609.1	Pedal spring	1501
Truck	1800	Carburetor choke tube	0301
Water pump	0504	Catch, hood to windshield	1804
BOLTS		Circuit closure, auxiliary light	0609.2
Adjusting, generator brace to front engine plate	(0601.1 10601.3	Circuit closure, ignition switch	0607
Battery terminal	0612	Clutch pressure plate	0201
Body mounting	1801	Connector, circuit closure cap	0609.2
Brake master cylinder	1204.1	Crankcase oil line clip	0106.6
Connecting rod cap	0104.2	Distributor	0604.1
Cylinder head	0101	Door hinge	1804
Fender brace	1701	End, generator	0601.1
Front axle bumper	1601.1	Engine	
Front axle steering knuckle	1004	Clutch control tube stud	0202
Front brake backing plate	1202	Lifting	0100.1
Front spring	1601.1	Oil filter	0106.2
Generator	(0601.1 10601.3	Support	1501
Hand brake drum	1201	Front and rear spring pivot	1501
Hood catch	1703	Front and rear spring shackle	1501
Hood catch "U"	1703	Front brake hose	1501
Locking, piston pin	0104.1	Fuel line clip	1501
		Gas tank support	1805
		Generator regulator	0602
		Ground cable	1501

ALPHABETICAL INDEX-Continued

ITEM	SUBGROUP	ITEM	SUBGROUP
BRACKETS-Continued		BRUSHES	
Ground connector	0613.1	Auxiliary lights	0609.2
Guide, tool box lid catch	1808	Generator	{0601.1 0601.3
Hand brake	1201	Starter	0603
Hanger, battery box	0612	BUCKLES	
Hinge, litter rack	1812	Spare gas can strap	1808
Hold-down, body	1804	Strap	1808
Hood catch	1703	Tongueless,	
Hood hinge	1804	Curtain stowage	2201
Horn	0611	Top hold-down strap	2201
Instrument panel	0607	Windshield hold-down strap	1804
Litter stowage	1804	BUMPERETTE, rear	
Locking and pivot, seat frame	1806	2001	
Mounting,		BUMPERS	
Auxiliary light	0609.2	Axle	(1601.1 1601.3
Engine	0100.2	Windshield to hood	1804
Exhaust pipe extension	0401	BUSHINGS	
Machine gun	1501	Blackout marker light connector cable	0609.1
Rear view mirror	2202	Connector, wiring harness	0613.1
Speedometer	0607	Distributor base	0604.1
Muffler support clamp	0401	Drum, winch shaft	2001.1
Pintle lifting	1503	Gear housing winch cover	2001.1
Polarizing, electrical connector	0617	Generator brush plate	0601.3
Power-take-off winch latch	2002.5	Harness, generator (in dash, split type)	0613.1
Radiator guard support	1501	Horn switch	0611
Rear seat pivot	1804	Insulating, generator regulator	0602
Receptacle cover	0613.1	Insulating, starter	0603
Retainer and pivot, lifter rack	1812	Shock absorber	1604.1
Rocker arm shaft	0105.2	Stabilizer link	1605
Seat retaining	1806	Steering column jacket	1401
Shock absorber	1501	Terminal	
Shovel stowage	1808	Head lamp beam indicator light	0607
Spare gasoline can	1808	Instrument cluster harness	0607
Spare wheel	1504	Instrument light	0607
Stabilizer mounting bar	1605	Trailer coupling	0617
Stay cable, engine	0100.2	Worm gear, winch housing	2001.1
Steering bellcrank support	1501	CABLES	
Stowage, top bow, front	1808	Automotive, low tension	{0612 0613.1
Stowage, top bow, rear	1808	Auxiliary lights	0609.2
Support,		Battery	0612
Crankcase ventilator oil filler pipe	0106.5	Clutch control lever	0202
Hood	1703	Distributor breaker lever to coil	0604.1
Side rail, top to windshield	1804	Extension, blackout driving light	0609.1
Stabilizer board	1804	Fuel gage	0613.1
Winch frame	2001.1	Generator connecting	0601.3
Tail light and trailer connection to		Hand brake control	1201
body side panel	1804	Head light	0609.1
Tie rod, air deflector and radiator guard	0502	Horn switch	0611
Vent dual control support	0304.5	Receptacle	0617
Windshield to hood bumper	1804	Spark plug	0605
BRAKES		Stay, engine	0100.2
Hand	1201	Winch, w/hook	2001.1
Service	1202		
BREAKER, circuit, generator regulator		0602	

ALPHABETICAL INDEX-Continued

ITEM	SUBGROUP	ITEM	SUBGROUP
CAGE, front axle universal joint	1006	CHECK, carburetor fuel intake	0301
CAM, distributor	0604.1	CHOKE, generator regulator	0602
CAMSHAFT	0105.3	CLAMPS	
CAPACITORS		Air cleaner	0304.1
Distributor	0604.1	Cable to dash	0612
Generator armature circuit	0601.3	Carburetor choke control conduit	0301
Generator regulator	0602	Clip, brake line	1204.5
CAPS		Engine oil filter body	0106.2
Air cleaner	0304.1	Hand brake conduit	1201
Bearing, front axle differential	1002	Hose	
Bearing, rear axle differential	1102	Air cleaner	0304.1
Closed end winch bearing	2001.1	Clutch release mechanism	0202
Crankshaft main bearing	0102.2	Cylinder head	0503
Distributor	0604.1	Gear shift lever boot	1805
Dust, universal joint sleeve yoke	0900	Radiator	0503
Filler, brake master cylinder	1204.1	Mounting, gages	0607
Fuel pump diaphragm return spring	0302.1	Mounting, steering gear	1401
Fuel tank filler	0306	Pivot, rear mirror	2202
Hanger, winch bearing	2001.3	Precleaner to air cleaner	0304.5
Horn button	0611	Rear view mirror arm extension	2202
Hub	1311	Steering	
Radiator	0501	Column	1401
Rotation, exhaust valve	0105.1	Gear jacket support	1401
Spark plug cable	0605	Tie rod end	1401
Steering knuckle	1004	CLASP, battery catch clamp release	0612
Transfer case rear output shaft	0802.7	CLEANER, air	0304.1
Transfer output shaft front bearing	0802.5	CLIPS	
Transmission gear shift lever housing	0704	Battery cable	0612
Valve, tire	1313	Brake	
Worm shaft winch bearing	2001.1	Line	1204.5
CARBURETOR	0301	Tube	1204.5
CARRIER, engine clutch release bearing	0202	Tubing	1204.5
CASES		Chassis wiring	0613.1
Differential	(1002	Clutch pressure spring	0202
Generator regulator	11102	Distributor	0604.1
Hanger, winch bearing	0602	Fuel line	0306
Transfer	2001.3	Fuel pump primer lever	0302.1
Transmission	0801	Fuel tank	0306
	0701	Generator	0601.3
CASING, speedometer shaft	2208.1	Instrument panel	0607
CATCHES		Oil line to cylinder head	0106.6
Hood	1703	Pintle, snap lifting	1503
Hood to windshield	1804	Radiator to guard	1501
Tool box lid	1808	Retaining, hanging support	1812
Windshield clamp	1804	Seat cushion spring	1806
CHAINS		Spring leaf	(1601.1
Frame snap clip	1503		11601.3
Fuel tank cap	0306	Spring, spreader arm	1812
Roller, power-take-off	2002.1	Vacuum pump (to tee tube)	2202
Seat hinge pivot	1806	Valve spring cover	0105.1
Top rail w/ring and retaining pin	2201	Vent system, underwater (closed)	0304.5
Top side rail	1812	Windshield wiper hose	2202
		CLUSTER, instrument	0607

ALPHABETICAL INDEX-Continued

ITEM	SUBGROUP	ITEM	SUBGROUP
CLUTCHES		CORES	
Starter	0603	Speedometer flexible shaft	2208.1
Winch	2001.1	Valve, tire	1313
COCKS		COUNTERSHAFTS	
Drain	0101	Transfer	0802.2
Drain, radiator	0501	Transmission	0702.5
Fuel shut-off ..	0306		
COILS		COUPLING, transfer case air vent line	0304.5
Distributor	0604.1	COVERS	
Ignition	0605	Axle housing	1001
COIL SET, generator	0601.3	Brake master cylinder	1204.1
COLLARS		Clutch pressure plate	0201
Distributor	0604.1	Clutch winch housing	2001.1
Generator spacing	0601.3	Crash pad, driver's seat frame	1806
COLLECTOR, oil, <i>transmission</i> countershaft		Distributor and coil	0604.1
gear	0702.5	Engine oil filter	0106.2
CONDUITS		Engine oil pump body	0106.1
Choke control	0312	Floor pan	1805
Spark plug cable	0605	Floor pan drain hole	1805
Throttle control	0312	Flywheel housing	0103
Underwater vent system	0304.5	Fuel pump pulsator diaphragm	0302.1
CONES		Fuel pump vacuum section	0302.1
King pin bearing	1004	Generator regulator	0602
Tapered		Grease retaining, steering tie rod end	1401
Axle differential	1102	Hood	1703
Front axle differential	1002	Housing, power-take-off	2002.1
Hub roller bearing	1311	Inspection, floor, master brake cylinder	1805
Transfer case (output shaft bearing)	0802.7	Instrument panel and high beam light	0607
CONNECTORS		Main drive gear bearing	0701
Auxiliary lights	0609.2	Plate, trailer receptacle	1812
Ball check (underwater vent system)	0304.5	Rear axle housing	1101
Cable		Receptacle	0613.1
Blackout marker light	0609.1	Rocker arm	0105.2
Horn switch	0611	Shift lever grease retainer	2002.5
Trailer coupling	0617	Steering gear housing	1401
Wiring harness	0613.1	Terminal, auxiliary lights	0609.2
Flared tube distributor	0604.1	Timing gear	0105.5
Flared tube inverted, sending unit	0610	Top	2201
Generator regulator	0602	Trailer <i>coupling</i> receptacle	0617
Head light beam indicator light	0607	Transfer case bottom	0801
Instrument cluster harness	0607	Transmission gear shift lever	0704
Oil line	0106.6	Transmission main drive gear bearing	0704
Spark plug cable	0605	Valve spring	0105.1
Starter	0603	Windshield wiper motor top	2202
Terminal, wiring harness	0613.1	Windshield wiper motor valve	2202
Vent tube to manifold tee	0106.5	Worm gear housing	2001.1
CONTACT		CRANKSHAFT	0102.1
Blackout tail and stop light cable	0609.1	CROSSMEMBER	
Generator regulator circuit breaker	0602	Frame	1501
CONTACTS		Rear engine support	1501
Choke	0312	CUPS	
Dual vent system	0304.5	Air cleaner	0304.1
Throttle	0312	Ball, steering gear	1401
		Brake master cylinder	1204.1
		Brake wheel cylinder	1204.3
		Clutch pressure spring	0202

ALPHABETICAL INDEX-Continued

ITEM	SUBGROUP	ITEM	SUBGROUP
CUPS-Continued		DRUMS	
Differential, rear axle	1102	Brake	1311
Front axle differential	1002	Hand brake	1201
Fuel tank	1504	Winch	2001.1
King pin bearing	1004	Winch worm brake	2001.1
Retainer, brake shoe hold-down spring	1202	ECCENTRIC, adjusting, brake shoe	
Retainer, glove box door lock	1808	1202	
Retaining, transfer case support insulator ...	{0800	ELBOWS	
	1501	Carburetor vent	0306
Tapered, transfer output shaft bearing	0802.7	Distributor, vent tube to tee	0304.5
Tapered wheel hub bearing	1311	Flared, tube	{0306
CURTAINS			11105.5
Door and side	2201	Fuel section	0306
Rear	2201	Generator box	0601.1
CUSHIONS		Generator terminal receptacle	0601.3
Body mounting	1801	Oil line to cylinder block	0106.6
Engine support	0100.2	Pipe, engine oil pressure unit	0610
Generator regulator mounting bracket	0602	Pipe, fuel system	0306
Seat	1806	Rear axle vent plug	1105.5
Wheelhouse	1812	Rocker arm cover	0105.2
CYLINDERS		Vacuum section	0306
Brake master	1204.1	Vent body to nipple	0106.5
Brake wheel	1204.3	Vent line	0304.5
		Vent valve to vacuum tube tee	0304.5
DECALS		ELEMENTS	
Locating, bell housing drain plug	2210	Air cleaner	0304.1
Warning, battery box cover	2210	Engine oil filter	0106.2
DEFLECTOR, air, radiator		Fuel filter	0309
	0502	END, steering tie rods	
DIAPHRAGMS			1401
Carburetor metering rod	0301	ENGINE	
Carburetor pump	0301		0100.2
Fuel pump		EXPANDER, piston ring	
Fuel section	0302.1		0104.1
Pulsator	0302.1	EXTENSIONS	
Vacuum section	0302.1	Body outrigger	1501
DIFFERENTIALS		Exhaust pipe	0401
Front axle	1002	Frame cross member	1501
Rear axle	1102	Reel light	0609.2
DISK		Top deck header	2201
Horn switch	0611	EYELET, top bow	
Pressure plate	0201		2201
DISTRIBUTOR		FACING, clutch	
	0604.1		0201
DOORS		FAN, engine	
Blackout			0505
Head light	0609.1	FASTENERS	
Marker light	0609.1	Curtain	2201
Tail and stop light	0609.1	Head light cable	0609.1
Tail lamp	0609.1	Instrument panel	0607
Body	2201	Oil line to cylinder head	0106.6
Glove box	1808	Wiring harness	0613.1
Service head light	0609.1	FENDER	
DRIVER, windshield wiper arm			1701
	2202	FERRULE, spark plug cable.....	
			0605
		FILLERS	
		Fender brace	1701
		Windshield center bar	1804
		Windshield glass weatherstrip	1804

ALPHABETICAL INDEX-Continued

ITEM	SUBGROUP	ITEM	SUBGROUP
FILTERS		GAGES	
Blackout tail light door	0609.1	Fuel	0607
Blackout tail light lens	0609.1	Oil lever, engine	0106.6
Engine oil	0106.2	Oil pressure	0607
Fuel	0309	Water temperature	0607
Generator regulator	0602		
FITTINGS		GASKETS	
Brake master <i>cylinder</i>	1204.1	Air cleaner	0304.1
Drag link	1401	Air cleaner cap	0304.1
Engine oil timing gear	0106.6	Air cleaner element to upper body	0304.1
Grease, winch hanger bearing	2001.3	Axle housing cover	1101
Lubricating	11401	Axle shaft grease retainer	1311
Ball check valve	1601.1	Bell housing to rear engine plate	0103
	(1601.3)	Blackout	
Propeller shaft and universal joints		Marker light door	0609.1
hydraulic type	0900	Tail light door filter	0609.1
Rear axle housing	1105.5	Tail light door lens	0609.1
Rear wheel bearing	1104.1	Brake line tee	1204.5
Steering drag link bellcrank		Brake master cylinder	1204.1
hydraulic type	1401	Carburetor	
Steering tie rods hydraulic type	1401	Body throttle valve	0301
Vertical roller guide pin	2001.1	Choke valve body to float body	0301
Transfer case (shift lever pivot pin)	0804	Float needle valve seat	0301
		Fuel inlet strainer nut	0301
		Pump passage plug	0301
		Cover, axle housing	1001
		Crankcase ventilator to valve spring cover	0106.5
		Cylinder block to rear engine plate	0103
		Cylinder head	0101
		Differential bevel pinion oil seal	(1002 11102
		Distributor	0604.1
		Engine	
		Exhaust manifold	0108
		Oil filter cover	0106.2
		Oil filter cover bolt	0106.2
		Oil filter head	0106.2
		Oil pan	0106.6
		Oil pan drain plug	0106.6
		Oil pump	0106.1
		Oil pump body cover	0106.1
		Oil pump spring retainer	0106.1
		Oil strainer support	0106.6
		Rear end plate	0103
		Exhaust pipe flange	0401
		Exhaust pipe to extension and	
		extension to muffler flange	0401
		Flange, drive, axle shaft	1006
		Floor drain hole cover	1805
		Flywheel housing clutch linkage	
		inspection cover	0103
		Fuel	
		Filter cover plate	0309
		Level sending unit	0610
		Pump fuel section valve	0302.1
		Pump oil priming lever pin	0302.1
		Pump to cylinder block	0302.1
		Pump vacuum section cover	0302.1
FLANGES			
Companion, transfer case output shaft	0802.7		
Drive, front axle shaft	1006		
Steering knuckle	1004		
FLAPS			
Canvas, deck side	2201		
Canvas top	2201		
FLOAT, carburetor	0301		
FLYWHEEL	0103		
FORKS			
Clutch release	0202		
Shifter, transfer case output clutch gear	0804		
Shifter, transfer case output shaft			
sliding gear	0804		
Transmission first speed and reverse			
gear shifter	0704		
Transmission second and third speed			
gear shifter	0704		
FRAMES			
Battery hold-down	0612		
Chassis	1501		
Generator	(0601.1 10601.3		
Seat	1806		
Starter	0603		
Winch	2001.1		
Windshield	1804		
FULCRUM, clutch release lever	0202		

ALPHABETICAL INDEX-Continued

ITEM	SUBGROUP	ITEM	SUBGROUP
GASKETS-Continued		GEARS-Continued	
Fuel-Continued		Ring, flywheel	0103
Pump vacuum section cover screw	0302.1	Sliding, power-take-off	2002.1
Pump vacuum section valve	0302.1	Sliding, transfer case output shaft	0802.7
Tank air vent	0309	Speedometer driven	2208.1
Tank cap	0306	Steering	1401
Generator	{ 0601.1	Transfer case output shaft	0802.7
	10601.3	Transfer countershaft	0802.3
Generator regulator	0602	Transmission countershaft	0702.5
Housing, gear, power-take-off	2002.1	Transmission main shaft	0702.3
Instrument and high beam indicator lights....	0607	Transmission reverse idler	0702.5
Oil pump	0106.1	Winch worm	2001.1
Output shaft, transfer case	0802.5	GENERATOR	{ 0601.1
Radiator filler cap	0501		10601.3
Rear brake grease slinger	1202	GLASS, windshield	1804
Rocker arm cover	0105.2	GROMMETS	
Service head light door	0609.1	Cable, horn switch	0611
Spark plug	0605	Cable through dash	0612
Speedometer shaft	2208.1	Chassis	0613.1
Starter	0603	Choke and throttle controls through dash -	0312
Steering gear horn switch	0611	Circuit closure cap	0607
Steering gear housing	1401	Connector	
Steering knuckle oil seal	1004	Auxiliary lights	0609.2
Tail light door	0609.1	Instrument cluster harness	0607
Thermostat housing	0503	Waterproof electric	0617
Timing gear cover	0105.5	Engine oil filter element	0106.2
Timing gear front plate	0105.5	Fuel tank filler neck	0306
Top cover, windshield wiper motor	2202	Hand brake cable through dash	1201
Transfer case cover	0801	Harness, light switch	0613.1
Transfer case output shaft, bearing cap		Light	0609.1
oil seal, rear	0802.7	Speedometer flexible shaft	2208.1
Transfer to transmission	0800	Transfer gear shift lever	1805
Transmission	0702.5	Windshield wiper tube	2202
Transmission case	0701	Seat back	1806
Transmission control housing bolt	0704	GUARDS	
Transmission gear shift lever housing	0704	Blackout driving light	2101
Transmission retainer bearing	0702.1	Brake flexible hydraulic line	1204.5
Valve cover, windshield wiper motor	2202	Radiator	2101
Valve spring cover	0105.1	Tail light and trailer connection	2101
Water pump to cylinder block	0504	GUIDES	
Winch bearing cap	2001.1	Axle shaft	1006
Windshield	1804	Valve stem	0105.1
Windshield wiper motor	2202	HANDLES	
Worm gear housing cover	2001.1	Auxiliary light	0609.2
GEARS		Door	2201
Differential	(1002	Hand brake cable	1201
	11102	Receptacle cover	0613.1
Differential, bevel side	1102	Windshield wiper motor	2202
Drive, generator oil slinger	0601.1	HANGERS	
Drive, speedometer, transfer case	0802.7	Litter rack	1812
Driven, camshaft	0105.5	Winch	2001.3
Driven, engine oil pump	0106.1	HARNESSES	
Drum shaft drive, winch	2001.1	Instrument panel	0607
Front axle output shaft clutch	0802.5	Wiring, light switch	0613.1
Helical, transfer output shaft	0802.7	Wiring, voltage regulator	0613.1
Input shaft drive	0802.1		
Main drive, power-take-off	2002.1		

ALPHABETICAL INDEX-Continued

ITEM	SUBGROUP	ITEM	SUBGROUP
HEADS		HOUSINGS-Continued	
Engine cylinder	0101	Transmission gear shift lever	0704
Engine oil filter	0106.2	Winch clutch	2001.1
Generator end	(0601.1	Winch worm gear	2001.1
	10601.3	Windshield wiper motor	2202
Starter commutator end	0603		
HINGES		HUBS	
Accelerator pedal	0312	Transmission second and high speed	
Door	2201	synchronizer	0702.3
Glove box	1804	Wheel	1311
Half, female, lid, tool box	1808	Winch worm gear	2001.1
Half, male, body, tool box	1808		
Hood	(1703	IMPELLER, water pump	
	11804	0504	
Litter rack	1812	INSERTS	
Radiator guard panel	2101	Brake shoe guide	1204.3
Tail gate	1803.1	Litter rack support	1812
Windshield	1804	INSULATION	
		Battery	0612
		Hand brake	1201
HOLDERS		INSULATORS	
Brush, auxiliary light	0609.2	Carburetor throttle valve <i>flange</i> to	
Distributor breaker plate	0604.1	manifold	0301
Generator brush	0601.3	Generator	0601.3
		Generator regulator	0602
		Generator regulator harness	0613.1
		Hand brake cable	1201
		Spark plug cable	0605
		Starter	0603
		Starter switch	0603
		Transfer case support	0800
HOOD	1703	JACKET, steering gear	
		1401	
HOOKS		JETS	
Auxiliary light	0609.2	Carburetor body	0301
Engine lifting	0100.1	Carburetor metering rod	0301
Plasma container	1812	Fitting, oil, timing gear	0106.6
Tail gate	1803.1		
Winch cable	2001.1	JOINT, universal winch	
		2001.3	
		JOURNAL, universal joint	
		0900	
HORN	0611	KEYS	
		Axle shaft, rear	1104.1
HOSES		Clutch shifting lever, winch	2001.5
Air intake pipe to oil filler tube	0304.1	Drive shaft, winch	2001.3
Carburetor to air cleaner pipe	0304.1	Hanger bearing shaft, winch	2001.3
Carburetor housing pipe to oil filler tube	0304.1	Generator	(0601.1
Flexible, brake line	1204.5		10601.3
Radiator, upper	0503	Lower shaft, power-take-off	2002.1
Radiator water outlet	0503	Sprocket, power-take-off	2002.1
Rocker arm cover to oil filler tube	0304.1	Winch	2001.1
Underwater vent system	0304.5	Worm brake, winch drum	2001.1
		Worm gear, winch	2001.1
HOUSINGS		KICKER, valve, windshield wiper motor	
Axle	(1001	2202	
	11101		
Blackout marker light	0609.1		
Carburetor metering rod diaphragm	0301		
Carburetor pump diaphragm	0301		
Flywheel	0103		
Head light	0609.1		
Power-take-off	2002.1		
Starter	0603		
Steering gear	1401		
Tail light	0609.1		
Thermostat	0503		

ALPHABETICAL INDEX-Continued

ITEM	SUBGROUP	ITEM	SUBGROUP
KNOBS		LINES	
Choke control	0312	Brake	1204.5
Shift lever, power-take-off control	2002.5	Carburetor to fuel pump	0306
Throttle control	0312	Crankcase to cylinder head	0106.6
Transfer gear shift lever	0804	Flexible, engine oil filter	0106.6
Transmission gear shift lever	0704	Flexible, fuel line to fuel pump	0306
KNUCKLE, steering	1004	Fuel, elbow to tee	0306
LAMPS		Fuel tank to elbow	0306
Auxiliary lights	0609.2	Fuel, tee to shut-off valve	0306
Instrument panel	0607	Fuel, valve to fuel pump hose	0306
Unit, sealed beam	0609.1	Oil sending unit	0106.6
LATCHES		Vacuum pump to tee	0306
Towing pintle	1503	Vent system, underwater	0304.5
Winch power-take-off	2002.5	Windshield wiper to tee	2202
LEADS		LINERS	
Distributor, breaker lever to coil	0604.1	Body sill	1501
Engine ground	0615	Radiator guard	2101
Generator connecting brush	0601.3	Windshield to hood bumper	1804
Generator regulator	0602	LININGS	
LEG, seat support	1806	Brake drum	2001.1
LENSES		Brake shoe	1202
Blackout tail light	0609.1	LINKS	
Instrument panel and high beam lights	0607	Connector, accelerator	0312
Tail and stop light, red	0609.1	Fuel pump priming lever	0302.1
LEVERS		Fuel pump rocker arm	0302.1
Accelerator bellcrank	0312	Stabilizer	1605
Engine		Steering drag	1401
Clutch control	0202	Winch cable chain	2001.1
Clutch release pressure spring	0202	LOCKS	
Fuel pump primer	0302.1	Carburetor choke valve to poppet	
Gear shift, transfer	0804	valve plug	0301
Gear shift, transmission	0704	Gear shifter shaft	0804
Hand brake	1201	Glove box door	1808
Ignition switch	0607	Tail gate	1803.1
Shift, power-take-off control	2002.5	Towing pintle	1503
Shifting, winch clutch	2001.5	Valve spring retainer	0105.1
Starter clutch shifting yoke	0603	Windshield	1804
Transfer gear shift	0804	LOOMS	
LIDS		Cable	0613.1
Battery box	0612	Fuel gage cable	0613.1
Case, auxiliary light	0609.2	Fuel tank lines	0306
Stowage compartment	1812	Tube, vent	0304.5
Tool box	1808		11703
LIGHTS		LOOP, footman	1804
Auxiliary	0609.2		1808
Blackout marker	0609.1	MANIFOLD, exhaust	
Head, blackout, sealed beam	0609.1		0108
Head, service	0609.1	MARKERS	
Head light high beam indicator	0607	Circuit	0607
Instrument cluster	0607	Conduit	0613.1
Instrument panel	0607	Reel lamp cable	0609.2
Rear curtain	2201	MIRROR, rear view	2202
		MOTOR, windshield wiper	2202

ALPHABETICAL INDEX—Continued

ITEM	SUBGROUP	ITEM	SUBGROUP
MOUNTING, head light	0609.1	NUTS—Continued	
MUFFLER, exhaust	0401	Weld—Continued	
NECK, radiator filler	0501	Glove box panel	1808
NEEDLE, carburetor needle valve	0301	Hood panel	1703
NIPPLES		Radiator guard	2101
Hose, vent valve hose connection	0304.5	Top bow stowage	1808
Vent valve	0304.5	Windshield wiper arm to shaft	2202
Water pump by-pass	0503	OUTRIGGER, body	1501
NUTS		PACKINGS	
Auxiliary light	0609.2	Commutator end head and <i>pinion housing</i> ..	0603
Axle shaft	1104.1	Crankshaft bearing cap	0102.2
Battery box and post	0612	Drive end bearing inner retainer	0601.1
Body mounting	1801	"O" Ring	
Body panel	1804	Distributor	0604.1
Bow, top storage bracket, front	1808	Generator	{0601.1 }0601.3
Clinch, head light mounting rings	2101	Generator regulator	0602
Connecting rod cap	0104.2	Starter	0603
Cover plate to dash and front panel	1804	Oil, valve spring retainer	0105.1
Engine oil filter head mounting	0106.2	Preformed, drive pinion oil seal	1102
Fan and generator pulley drive	0102.1	PADS	
Flared tube	0304.5	Brake pedal	1206
Frame	1501	Clutch pedal	0202
Front axle pinion	1002	Crash, seat frame	1806
Front axle steering knuckle bolt	1004	Draft, clutch pedal	0202
Front hub bearing	1311	Mounting light	0609.1
Generator plate brush	0601.3	Seat	1806
Generator regulator	0602	Seat back	1806
Hood catch "U" bolt	1703	Seat springs	1806
Ignition switch	0607	Wheelhouse cushion	1812
Input shaft drive gear	0802.1	PADDLE, windshield wiper motor	2202
Marker, blackout mounting	0609.1	PANE, rear curtain	2201
Mirror	2202	PANS	
Pitman shaft adjusting screw	1401	Floor	1805
Power-take-off	2002.1	Oil, engine	0106.6
Propeller shaft to transfer yoke	0802.5	Seat	1806
Propeller shaft yoke	1102	PANELS	
Retaining	{0613.1 /0617	Battery box	0612
Shovel blade retainer	1808	Body	1804
Socket, top bow	2201	Body cowl	1804
Spark plug cable	0605	Floor	1805
Spring	(1691.1 }1601.3	Instrument	1804
Starter	0603	Seat back	1806
Starter terminal stud	0603	Stowage compartment lid	1808
Steering bellcrank shaft	1401	Tool box, front floor	1808
Steering wheel	1401	Wheelhouse	1804
Strainer, fuel inlet	0301	PAWL	
Tail light and trailer connection guard	2101	Hand brake ratchet stop	1201
Transfer case (rear axle output shaft flange)	0802.7	Ratchet, auxiliary light	0609.2
Weld		PEDALS	
Body side panel	1804	Accelerator	0312
Floor pan and dash panel	1805	Brake	1206
Front fender	1701	Clutch	0202
		Starter switch	0603

ALPHABETICAL INDEX-Continued

ITEM	SUBGROUP	ITEM	SUBGROUP
PILLAR, cowl	1804	PIPES	
PINS		Exhaust	0401
Brake shoe hold-down spring	1202	Oil filter, crankcase ventilator	0106.5
Cable, distributor to spark plug	0605	Underwater vent system air intake	0304.5
Carburetor intake needle spring	0301	PISTONS	
Carburetor metering rod sleeve	0301	Brake master cylinder	1204.1
Clevis, lifting shackle	1503	Brake wheel cylinder	1204.3
Clutch release mechanism clevis	0202	Engine	0104.1
Crankshaft bearing dowel	0102.2	PIVOTS	
Flywheel dowel	0103	Front seat hinge	1806
Front axle universal joint	1006	Top bow	2201
Generator brush plate	0601.3	PLATES	
Hand brake anchor	1201	Auxiliary light	0609.2
Hinge		Backing, front and rear brake	1202
Glove box door	1808	Baffle, blackout tail and stop light	0609.1
Tail gate	1803.1	Camshaft thrust	0105.3
Tool box lid	1808	Carburetor choke valve	0301
King	1004	Carburetor throttle valve	0301
Latch, winch power-take-off	2002.5	Clinch, blackout tail light door lower lens ..	0609.1
Locking		Cover	
Differential pinion shaft	(1002	Dash panel	1804
	1102	Floor pan	1805
King pin	1004	Power-take-off shift	1805
Litter rack	1812	Trailer receptacle opening	1804
Oil pump driven gear	0106.1	Data, name, caution, instruction, etc.	2210
Oil pump rotor	0106.1	Deep water fording vent valve	2210
Piston	0104.1	Distributor breaker	0604.1
Pivot		Engine, mounting, front	0105.5
Clutch pressure spring release lever	0202	Engine rear	0103
Front passenger seat	1806	Floor, transmission	1805
Generator oil slinger	0601.1	Fuel filter cover	0309
Transfer gear shift lever	0804	Fuel filter upper and lower end	0309
Radiator guard hinge	2010	Fuel pump covering pulsator diaphragm -	0302.1
Ratchet, auxiliary light	0609.2	Fuel pump vacuum section	0302.1
Rear axle shaft nut	1104.1	Gas tank unit	1805
Retaining, chain	2201	Generator	(0601.1
Rocker arm, fuel pump	0302.1		10601.3
Seat frame	1806	Generator regulator	0602
Shift lever, power-take-off, shifter		Ignition switch	0607
shaft end	2202.5	Instrument panel	0607
Swivel, control wire, crankcase		Lock,	
ventilation valve	0304.5	Countershaft	0802.3
Towing pintle hook latch	1503	Differential drive gear	1102
Towing pintle hook lock	1503	Front axle differential	1002
Transmission gear shift fork	0704	Transmission idler shaft and countershaft..	0702.5
Transmission gear shift lever fulcrum ball ...	0704	Motor heater cutout access	1805
Winch guide vertical roller	2001.1	Pressure, clutch	0201
Windshield		Reinforcement, frame	1501
Hinge	1804	Retracting spring clip	0312
Hood catch	1804	Shift lever, power-take-off control	2002.5
Wiper motor handle	2202	Shifting, transmission second and high	
PINIONS		speed synchronizer	0702.3
Differential, front axle	1002	Skid, frame	1501
Differential, rear axle	1102	Socket, blackout tail and stop light	0609.1
PINTLE, towing	1503	Spare wheel	1504

ALPHABETICAL INDEX—Continued

ITEM	SUBGROUP	ITEM	SUBGROUP
PLATES—Continued		PLUGS—Continued	
Spreader arm	1812	Pipe—Continued	
Spring shackle	(1601.1	Fuel tank and lines	0306
	1601.3	Starter	0603
Stabilizer bar	1605	Steering gear housing	1401
Starter	0603	Water pump	0504
Steering column	1805	Power-take-off cover and housing	2002.1
Support, litter rack	1812	Radio cable hole in battery box	0612
Supporting, air deflector	0502	Rocker arm shaft	0105.2
Tapping		Shifter shaft interlock hole	0704
Hood hinge	1804	Spark	0605
Radiator guard hinge	2101	Starter	0603
Rear view mirror	1804	Steering	
Windshield clamp catch	1804	Gear drag link ball seat	1401
Windshield hinge	1804	Gear housing	1401
Toe board	1805	Gear reducer	1401
Tool box lid	1805	Knuckle	1004
Transfer case bolt	1805	Taper, transmission, interlock plunger hole....	0704
Windshield wiper motor	2202	Transfer case pipe	0801
PLUGS		Transfer case shifter shaft poppet	
Air cleaner to dash elbow tube	0304.1	ball spring	0804
Blackout marker light cable hole	0609.1	Transmission case filler	0701
Brake master cylinder	1204.1	Universal joint journal	0900
Breather, winch	2001.1	Winch gear housing	2001.1
Carburetor		PLUNGERS	
Choke shaft	0301	Engine oil pump relief	0106.1
Idle passage	0301	Interlock, transmission gear shift rail	0704
Intake needle passage	0301	Poppet, winch	2001.5
Passage	0301	POINTER, flywheel timing indicator	
Pump inlet passage	0301	POINT SET, distributor	
Strainer passage	0301	POWER PLANT	
Throttle shaft expansion	0301	POWER-TAKE-OFF	
Cylinder block	0101	PRECLEANER, air cleaner	
Dash and instrument panel	1804	PULLEYS	
Distributor	0604.1	Auxiliary light	0609.2
Drain		Drive, fan and generator	0102.1
Engine oil pan	0106.6	Driven, fan and water pump	0505
Oil, front axle	1001	Generator	(0601.1
Oil, rear axle	1101	0601.3
Drive end head	0601.1	PUMPS	
Driver's seat frame	1806	Fuel	0302.1
Engine oil filter drain	0106.2	Oil	0106.1
Expansion		Water	0504
Camshaft	0105.3	RACES	
Shift rail hole	0704	Front axle universal joint	1006
Steering gear and horn adapter	1401	Intermediate bearing	2001.1
Filler, oil, front axle	1001	Steering column bearing	1401
Filler, oil, rear axle	1101	Universal joint	0900
Floor pan	1805	RACKS, litter	
Flywheel housing	0103	RADIATOR	
Fuel tank drain	0306	RAILS	
Generator field coil frame inspection	0601.3	Hand, safety, front passenger.	2101
Generator regulator	0602	Top	2201
Glove box drain	1808		
Oil ape generator drive end head	0601.1		
Pipe			
Distributor	0604.1		

ALPHABETICAL INDEX-Continued

ITEM	SUBGROUP	ITEM	SUBGROUP
RATCHET, auxiliary light	0609.2	RETAINERS-Continued	
RECEPTACLES		Grease,	
Distributor	0604.1	Clutch housing bearing	2001.1
Generator regulator	0602	Power-take-off shift lever	2002.5
Generator wiring harness	{ 0601.1	Winch drum	2001.1
Trailer coupling	10601.3	Horn button cap	0611
	0617	Litter rack	1812
RECTIFIER, generator regulator	0602	Nut	2101
REFLECTORS		Rear,	
Auxiliary light	0609.2	Axle bearing	1104.1
Body	2202	Seat frame spring	1806
REGULATOR, generator	0602	Seat pivot tube	1806
REINFORCEMENTS		Shovel blade	1808
Battery box	0612	Spring shackle grease seal	{ 1601.1
Body cowl	1804		11601.3
Body side panel	1804	Stabilizer bar	1605
Brace, fender	1701	Starter	0603
Engine plate	0103	Steering knuckle	2004
Frame	1501	Tapping plate, radiator guard hinge	
Frame, towing pintle	1503	Tool box lid ring	1808
Hood catch	1804	Top to windshield frame	1804
Hood panel	1703	Transfer output shaft bearing	0802.5
Hose, water line	0503	Transmission	0702.1
Machine gun support	1501	Transmission gear shift lever housing	0704
Passenger seat safety rail	1804	Valve,	
Rear spring shackle bracket	1501	Metering, vent, crankcase	0304.5
Spare wheel mounting bolt	1804	Spring	0105.1
Towing pintle	1503	Windshield wiper motor	2202
RESISTORS		RINGS	
Generator regulator	0602	Air intake support	0304.5
Instrument cluster	0607	Block, auxiliary light	0609.2
RESTS		Blocking, transmission second and	
Foot, accelerator	0312	high speed synchronizer	0702.3
Wheelhouse seat	1812	Engine oil filter reinforcing	0106.2
RETAINERS		Gear shift lever housing cover	1805
Air cleaner	0304.1	Locking, brake master cylinder	1204.1
Axe blade	1808	Piston	0104.1
Body cowl	1804	Retaining,	
Brake master cylinder	1204.1	Brake lines	1204.5
Clutch auxiliary spring	0202	Distributor	0604.1
Clutch control tube spring	0202	Towing pintle lock pin	1503
Door curtain	1804	Service head light lamp	0609.1
Engine oil pump relief plunger spring	0106.1	Starter retainer and pinion stop	0603
Fender to radiator guard	1701	Steering gear bearing	1401
Front axle universal joint shaft	1006	Snap,	
Fuel pump,		Front axle	1006
Diaphragm return spring	0302.1	Transfer clutch gear shaft bearing	0802.5
Main body oil seal	0302.1	Transfer output shaft thrust washer	0802.5
Vacuum section screen	0302.1	Transmission input shaft bearing	0702.1
Valve fuel section	0302.1	Transmission second and high speed	
Valve vacuum section	0302.1	synchronizer hub	0702.3
Generator	0601.1	Universal joint journal bearing	0900
Glove box door lock	1808	Thumb screw chain	2201
		Timing gear cover packing	0105.5
		Tool box lid	1808
		RING SET, piston	0104.1

ALPHABETICAL INDEX-Continued

ITEM	SUBGROUP	ITEM	SUBGROUP
RISER, front to rear floor	1805	SCREWS-Continued	
RIVETS		Hood hinge	1804
Auxiliary light	0609.2	Instrument panel to rear cowl and cowl pillar	1804
Facing, clutch	0201	Litter rack	1812
Generator	0601.3	Master brake cylinder inspection cover	1805
Mounting, data plates	2210	Motor heater cutout plate	1805
Mounting, head and tail light	0609.1	Mounting, data plates	2210
RODS		Radiator guard	2101
Accelerator bellcrank link	0312	Radiator guard panel hinge	2101
Carburetor metering	0301	Rear axle differential	1100
Clutch release	0202	Rear top bow socket	2201
Connecting	0104.2	Rear view mirror extension arm	2202
Connector, accelerator	0312	Rear view mirror extension arm clamp	2202
Fuel pump push	0302.1	Seat retaining bracket	1806
Hand brake lever	1201	Set, winch	2001.3
Litter rack	1812	Set (winch control)	2001.5
Push, brake master cylinder	1204.1	Set, winch worm brake	2001.5
Push, horn switch	0611	Shoulder, marker light	0609.1
Radiator support	0501	Spare wheel support	1504
Side curtain	2201	Starter	0603
Throttle, accelerator	0312	Starter shifting yoke shaft retainer	0603
Tie, steering gear	1401	Steering column plate	1805
Valve push	0105.2	Steering knuckle oil seal	1004
ROLLERS		Stowage bracket	1808
Transmission countershaft gear bearing	0702.5	Thumb	2201
Universal joint	0900	Toe board plate	1805
Winch, vertical	2001.1	Transfer case bolt plate	1805
ROTORS		Transfer case output shaft, rear	0802.7
Distributor	0604.1	Transfer case shifter shaft fork	0804
Engine oil pump	0106.1	Transmission gear shift lever housing	0704
SCREEN, fuel pump vacuum section	0302.1	Valve rocker arm	0105.2
SCREWS		Valve tappet	0105.2
Adjusting,		Windshield wiper motor plate	2202
Carburetor idle	0301	Windshield wiper motor valve cover	2202
Carburetor throttle lever	0301	SEALS	
Pitman shaft	1401	Accelerator pedal rod	0312
Winch worm brake	2001.1	Body	1800
Auxiliary light	0609.2	Carburetor choke shaft	0301
Crankcase ventilation valve	0304.5	Carburetor throttle shaft dust	0301
Crankshaft bearing cap	0102.2	Carburetor idle adjusting screw	0301
Cylinder head	0101	Clutch release cable	0202
Engine oil filter head mounting	0106.2	Distributor	0604.1
Engine oil pump body cover	0106.1	Drive shaft, winch	2001.3
Floor pan cover plate	1805	Dust,	
Floor, transmission plate	1805	Clutch control tube	0202
Front axle,		Steering drag link	1401
Differential	1002	Universal joint bearing	0900
Shaft drive flange	1006	Fuel,	
Steering knuckle	1004	Pump oil priming lever pin	0302.1
Fuel filter cover plate	0309	Pump vacuum section	0302.1
Fuel level gage unit	0610	Tank drain plug	0306
Generator brush lead cable	0601.1	Grease,	
Generator regulator	0602	Axle shaft	1311
Head light focusing	0609.1	Power-take-off main drive shaft	2002.1
		Winch drum shaft	2001.1
		Winch hanger bearing	2001.3

ALPHABETICAL INDEX-Continued

ITEM	SUBGROUP	ITEM	SUBGROUP
SEALS-Continued		SHAFTS-Continued	
Oil,		Engine oil pump	0106.1
Axle shaft, front	1006	Front axle	1006
Axle shaft, rear	1104.1	Hanger, winch bearing	2001.3
Crankshaft	0102.1	Input, transmission	0702.1
Differential drive pinion, front axle	1002	Main, auxiliary light	0609.2
Differential drive pinion, rear axle	1102	Output, power-take-off	2002.1
Front axle output shaft	0802.5	Output, transfer	(0802.5
Generator drive end head	(0601.1		10802.7
	10601.3	Pivot, steering bellcrank	1401
Steering gear arm shaft	1401	Propeller	0900
Steering knuckle	1004	Rear axle	1104.1
Transfer case gear shift shaft	0804	Rocker arm	0105.2
Transfer case output shaft, rear	0802.7	Shifter,	
Transmission retainer	0702.1	First speed and reverse	0704
Valve spring retainer	0105.1	Power-take-off control	2002.5
Wheel hub	1311	Second and third speed	0704
"O" ring, starter	0604	Transfer clutch gear fork	0704
Power-take-off shift lever	2002.5	Transfer sliding gear fork	0804
Spring shackle grease	(1601.1	Speedometer flexible	2208.1
	11601.3	Starter	0603
Steering,		Steering arm	1401
Bellcrank	1401	Transfer clutch gear	0802.5
Column	1401	Transmission main	0702.3
Housing	1401	Transmission reverse idler gear	0702.5
Tube jacket	1401	Water pump	0504
Water pump	0504		
Wheel hub cap	1311	SHELLS	
Windshield	1804	Chassis wiring	0613.1
SEATS		Connector,	
Ball, steering drag link	1401	Auxiliary light	0609.2
Carburetor needle valve	0301	Horn switch, male	0611
Driver and passenger	1806	Instrument panel, panel wiring, lights and	
Fuel pump diaphragm spring	0302.1	gages, female	0607
Spring clip	(1601.1	Trailer coupling female	0617
	11601.3		
Steering column bearing spring	1401	SHIELDS	
Steering drag link ball seat spring	1401	Air cleaner splash	0304.1
Tube, brake wheel cylinder	1204.3	Auxiliary light	0609.2
SECTOR, hand brake ratchet	1201	Brake master cylinder	1204.1
SET SCREW, Pitman shaft, steering control	1401	Crankshaft pulley	0102.1
SHACKLES		Dust,	
Lifting	1503	Differential drive pinion	1002
Spring	(1601.1	Differential universal joint end yoke	1102
	11601.3	Front axle output shaft yoke	0802.5
SHAFTS		Steering gear drag link cover	1401
Brake pedal	1206	Transfer companion flange, front	0802.5
Carburetor choke	0301	Transfer companion flange, rear	0802.7
Carburetor throttle valve	0301	Fuel tank	0306
Clutch winch shifting yoke	2001.5	High beam indicator light	0607
Differential, front axle	1002	Instrument panel light	0607
Differential, rear axle	1102	Splash, frame	1501
Distributor	0604.1		
Drive, winch	2001.3	SHIMS	
Drum, winch	2001.1	Body mounting	1801
		Crankshaft	0102.1
		Engine oil pump plunger spring	0106.1
		Front axle differential bearing	1002

ALPHABETICAL INDEX-Continued

ITEM	SUBGROUP	ITEM	SUBGROUP	
SHIMS-Continued		SPACERS-Continued		
King pin bearing	1004	Lifting shackle bracket	1503	
Rear axle differential bearing	1102	Litter rack	1812	
Rear axle shaft bearing	1104.1	Rear view mirror pivot clamp	2202	
Steering gear housing	1401	Snow plow bolt	1501	
Transfer output shaft rear bearing cap	0802.7	Spare gasoline <i>can</i> bracket	1808	
SHOES		Spare wheel support	1504	
Brake	1202	Spring clip	(1601.1 11601.3	
Hand brake	1201	Steering gear	1401	
Pole, generator	0601.3	Transmission countershaft bearing	0702.5	
SHROUD, radiator		0502	Transmission main shaft bearing	0702.3
SILL, cross, rear floor pan		1805	Windshield wiper motor plate to housing	2202
SLEEVES		2202	Windshield wiper motor to windshield	2202
Auxiliary light cables	(0609.1 0609.2	SPEEDOMETER		2208.1
Carburetor choke valve	0301	SPINDLE, front axle wheel bearing		1004
Connector cover	0613.1	SPRINGS		
Connector cover light cables	0609.1	Accelerator bellcrank	0312	
Generator field lead	0601.1	Accelerator pedal hinge	0312	
Spark plug cable	0605	Auxiliary light	0609.2	
Speedometer driven gear	2208.1	Blackout sealed beam unit	0609.1	
Tail light socket	0609.1	Brake pedal	1206	
Tire valve mounting	1313	Brake shoe retracting	1202	
Transmission second and high speed synchronizer	0702.3	Carburetor,		
Wire, trailer	0617	Choke valve	0301	
SLINGERS		Choke valve shaft	0301	
Dust, transfer companion flange and front yoke	0802.5	Idle adjusting screw	0301	
Grease, rear brake	1202	Intake needle	0301	
Oil,				
Crankshaft	0102.1	Metering rod	0301	
Differential drive pinion bearing	(1002 1102	Pump	0301	
Generator drive end head	0601.1	Catch, hood to windshield	1804	
SNUBBER, transfer case support insulator		0800	Clutch,	
SOCKETS		Auxiliary pressure	0202	
Rear top bow	2201	Pedal shank draft pad	0202	
Side curtain	2201	Pressure	0202	
Tail light	0609.1	Release bearing carrier	0202	
SPACERS		Compression, spark plug cable connector	00661075	
Bearing (main drive gear) power-take-off	2002.1	Connector, trailer socket		
Camshaft thrust plate	0105.3	Distributor	0604.1	
Clutch, winch	2001.1	Drum brake lining	2001.1	
Crankcase oil filler pipe bracket	0106.5	Engine oil filter cover bolt	0106.2	
Distributor cam	0604.1	Front	1601.1	
Fan pulley shield	0102.1	Fuel pump fuel section diaphragm	0302.1	
Fuel pump rocker arm link	0302.1	Fuel pump rocker arm	0302.1	
Fuel pump to cylinder block	0302.1	Fuel pump vacuum sectional diaphragm	0302.1	
Gear, camshaft	0105.5	Generator brush	0601.3	
Gear, crankshaft	0105.5	Generator regulator	0602	
Generator drive end	0601.1	Hand brake	1201	
10601.3		Head light mounting unit	0609.1	
		Instrument cluster	0607	
		Light switch harness	0613.1	
		Metering valve, vent, crankcase	0304.5	
		Oil pump relief plunger	0106.1	
		Poppet, power-take-off control	2002.5	
		Rear	1601.3	
		Receptacle cover	0613.1	

ALPHABETICAL INDEX—Continued

ITEM	SUBGROUP	ITEM	SUBGROUP
SPRINGS—Continued		STRAPS—Continued	
Retaining, water pump bearing	0504	Storage—Continued	
Retracting,		Litter rack	1806
Accelerator pedal	0312	Seat	1808
Clutch pedal	0202	Shovel	1808
Hand brake	1201	Top	1808
Return, brake master cylinder	1204.1	Web, deck to front bow	2201
Return, brake wheel cylinder piston	1204.3	Web, hold-down, top	2201
Rocker arm shaft	0105.2	STRIKER, glove compartment door	1804
Seat	1806	STUDS	
Service head light door gasket	0609.1	Auxiliary light	0609.2
Starter	0603	Ball, engine clutch control tube	0202
Steering,		Body mounting	1801
Gear bellcrank to bracket dust seal	1401	Clutch release fork	0202
Gear drag link ball seat	1401	Eye, air cleaner	0304.1
Jacket upper spring	1401	Instrument cluster mounting plate	0607
Knuckle oil seal	1004	Manifold	0108
Tie rods end studs	1401	Mounting, wiring harness	0607
Tail light socket	0609.1	Rocker arm cover	0105.2
Tension, brake cable	1201	Rocker arm shaft support	0101
Towing pintle latch	1503	Spare wheel	1504
Transfer gear shift lever	0804	Starter switch terminal	0603
Transfer shifter shaft poppet ball	0804	Top hold-down	2201
Transmission,		Wheel hub	1311
Gear shift lever support	0704	SUMP, engine oil filter	0106.2
Gear shift shaft poppet ball	0704	SUPPORTS	
Synchronizer	0702.3		11806
Valve	0105.1	Auxiliary litter	1808
Winch poppet	2001.4		1812
Windshield wiper motor	2202	Blackout marker light socket	0609.1
SPROCKET, power-take-off	2002.1	Engine oil strainer	0106.6
STARTER	0603	Engine rear end plate	0103
STOPS		Generator mounting	(0601.1
Litter, rack	1812		0601.3
Litter, tail gate	1803.1	Litter, tail gate	1803.1
Throttle control wire	0312	Machine gun	1501
Transmission brake	1201	Mounting, voltage regulator	1501
STRAINERS		Muffler and exhaust pipe	1808
Body panel to frame	1804	Oil pressure sending unit	0610
Carburetor fuel intake	0301	Radiator guard panel	1501
Carburetor pump	0301	Seal, flywheel housing	0202
Engine oil	0106.6	Spare wheel	1504
Fuel tank filter	0306	Spare wheel well	1808
STRAPS		Starter	0603
Axe	1808	Top bow stabilizer board	1808
Battery box hold-down	0612	SWITCHES	
Fuel tank hold-down	0306	Auxiliary light	0609.2
Generator regulator ground	0602	Head light dimmer	0608
Hold-down, windshield	1808	Horn	0611
Litter hold-down	1808	Ignition	0607
Lock, differential drive gear	1102	Light	0607
Spare gas can	1808	Starter	0603
Stowage,		Stop light	0608
Curtain	2201	SYNCHRONIZER, transmission second and	
Door	2201	high speed	0702.3

ALPHABETICAL INDEX-Continued

ITEM	SUBGROUP	ITEM	SUBGROUP
TAIL GATE, body	1803.1	UNION, flared tube inverted	0304.5
TANKS		UNITS	
Fuel	0306	Sending	
Supply, brake master cylinder	1204.1	Fuel level	0610
TAPE, insulating	0609.1	Oil pressure	0610
TAPPET, valve	0105.2	Water temperature	0610
TEES		VALVES	
Battery box drain tube	0612	Air, front axle ventilation	1005.5
Brake line	1204.5	Air, rear axle ventilation	1105.5
Flared tube	0306	Bleeder, brake wheel cylinder	1204.3
Vacuum tube to manifold	0106.5	Carburetor needle	0301
Vent tube to reducing elbow	0304.5	Check, brake master cylinder	1204.1
Windshield wiper line	2202	Control	0304.5
TERMINALS		Control, crankcase ventilator	0106.5
Auxiliary light	0609.2	Fuel pump fuel and vacuum section	0302.1
Battery	0612	Fuel tank	0304.5
Chassis wiring	0613.1	Intake and exhaust	0105.1
Distributor	0604.1	Metering, vent, crankcase	0304.5
Generator regulator	0602	Oil pump relief	0106.1
Generator regulator harness	0613.1	Plug, fuel shut-off	0306
Head and tail lights	0609.1	Shut-off	
Horn switch	0611	Crankcase ventilation	0304.5
Instrument cluster panel	0607	Fuel line	0306
Starter switch	0603	Windshield wiper	2208.1
Trailer receptacle	0617	Slide valve, windshield wiper motor	2202
THERMOSTAT, water temperature	0503	VENTS	
THROWER, oil, generator drive end head	0601.1	Air, front axle ventilation	1005.5
TIP, strap end	1808	Air, rear axle ventilation	1105.5
	2201	Fuel tank	0304.5
TIRE, pneumatic	1313	VENTILATOR, crankcase	0106.5
TRANSFER	0800	WASHERS	
TRANSMISSION	0700	Accelerator bellcrank lever	0312
TRANSMITTER, sending, fuel level	0610	Air cleaner	0304.1
TRAY, battery box	0612	Auxiliary light	0609.2
TRIM, seat	1806	Bearing, blackout head light	0609.1
TUBES		Body mounting	1801
Battery tray drain	0612	Brake master cylinder	1204.1
Carburetor bleeder	0301	Brake pedal shaft	1206
Carburetor low speed jet	0301	Brake pedal shank draft pad	020
Pneumatic tire	1313	Brake pedal shank drive pad	
Steering gear	1401	Camshaft driven gear	0105.5
Steering tie rod	1401	Clutch pedal shaft	0202
Windshield wiper	2202	Crankcase ventilation valve	0304.5
TUBING		Curtain fastener	2201
Air cleaner	0304.1	Cylinder head	0101
Brake line	1204.5	Distributor	0604.1
Engine oil lines	0106.6	Felt, differential drive pinion	1102
Fuel tank lines	0306	Fender brace	1701
Underwater vent system	0304.5	Front axle pinion nut	1002
		Fuel pump rocker 'arm link spacer	0302.1
		Fuel pump to cylinder block	0302.1
		Generator	0601.1
			0601.3
		Generator regulator	0602
		Input shaft drive gear	0802.1

ALPHABETICAL INDEX—Continued

ITEM	SUBGROUP	ITEM	SUBGROUP
WASHERS—Continued		WASHERS—Continued	
Instrument panel mounting stud	0607	Wheel bearing	1311
Lock, rear axle differential	1102	Windshield wiper motor	2202
Mirror extension arm	2202	WEATHERSEAL, windshield glass	
Mounting, harness	0607	1804	
Oil pump mounting	0106.1	WEATHERSTRIPS	
Pivot, rear mirror clamp	2202	Battery box door	0612
Power-take-off	2002.1	Glove box door	1808
Propeller shaft to transfer yoke	0802.5	Stowage compartment lid	1808
Propeller shaft yoke	1102	Tool box lid	1808
Rear axle shaft	1104.1	Windshield	1804
Rear body panel	1804	WEIGHTS	
Retaining		Carburetor pump discharge ball	0301
Carburetor choke valve shaft seal	0301	Distributor governor	0604.1
Carburetor idle adjusting screw seal	0301	WELL, gas tank	
Carburetor throttle shaft	0301	1805	
Carburetor throttle valve shaft seal	0301	WHEELS	
Switch push rod	0611	Steering	1401
Rod, accelerator beller crank link	0312	Truck	1311
Rod throttle, accelerator	0312	WICKS	
Seats	1806	Oil, distributor	0604.1
Socket plate mounting	0609.1	Starter	0603
Spare gas can strap buckle	1808	WINCH	
Starter	0603	2001.1	
Steering gear cover	1401	WINDING, generator field	
Tail light socket	0609.1	0601.3	
Thrust		WINDSHIELD	
Crankshaft	0102.1	1804	
Differential pinion side gear	1002	WIRES, ground and power, auxiliary light	
Differential side gear	1102	0609.2	
Starter armature	0603	WORM, winch	
Transfer countershaft gear	0802.3	2001.1	
Transfer output shaft	0802.7	YOKES	
Transmission countershaft	0702.5	Engine clutch control cable	0202
Universal joint	1006	Flange, propeller shaft	0900
Transfer		Front axle differential	1002
Mounting support	0800	Front propeller shaft to transfer	0802.5
Output shaft, rear	0802.7	Hand brake rod	1201
Rear axle output shaft flange	0802.7	Rear axle differential	1102
Transmission		Shifting, winch clutch	2001.5
Brake shoe	1201	Sleeve, propeller shaft	0900
Countershaft bearing	0702.5	Sliding gear, power-take-off control	2002.5
Gear shift lever spring seat	0704	Starter	0603
Universal joint sleeve yoke dust cap split	0900	Valve kicker, windshield wiper motor	2202
Water pump	0504	ZIPPER, door	
		2201	

ORDNANCE AND MANUFACTURERS' PART NUMBER INDEX

This index is prepared in strict numerical sequence ; that is, all letters or dashes prefixed, suffixed, or interspersed in the numbers are disregarded. For instance : **WG-J2A85** is in sequence as 285, but the complete number, including the manufacturer's symbol as the prefix, is shown in the listing. All ordnance numbers appear without any symbol prefix. Ordnance standard part numbers are not included generally in this index because they refer to standard items which may appear in various groups or already have a common application in the supply system and are not necessarily peculiar within an index of this kind.

PART NO.	SUBGROUP	PART NO.	SUBGROUP	PART NO.	SUBGROUP
SP-LW-1	0804	AL-GHA38	0601.1	RWM-59	2001.5
N&J-1	(1808	AL-GHA39	0601.1	TP-VR60	0105.1
	12201	AL-IAU39	0604.1	RWM-60	2001.1
AL-VBC2	0602	RWM-39	2001.1	RWM-61	2001.1
AL-IAU6	0604.1	AL-GHA40	0601.1	AL-EWD62	0602
AL-AR7S	0603	AL-VBC40	0602	AL-MCZ62	0603
AL-IAU10	0604.1	AL-GHA41	0601.1	AL-IAU62	0604.1
AL-MC S12	0603	AL-MP41A	0603	RWM-62	2001.1
AL-IAH13	0604.1	AL-IAU41	0604.1	AL-MCS63	0603
AL-GHA15	0601.1	AL-GHA42	0601.1	AL-IAU63	0604.1
AL-VRA15	0602	AL-VBC42	0602	RWM-63	2001.1
AL-IGE15	0604.1	AL-IAU42	0604.1	AL-MCZ64	0603
AL-IAH15	0604.1	AL-VBC43	0602	RWM-64	2001.1
AL-VRA16	0602	AL-GHA46	0601.1	AL-GHA65	0601.1
AL-VRA17	0602	AL-VRA46	0602	RWM-65	2001.5
AL-VBC18	0602	AL-VBC46	0602	AL-MCZ66	0603
AL-MN18A	0603	AL-MCS46A	0603	RWM-66	2001.5
AL-VBC19	0602	AL-GHA47	0601.1	AL-MCS67	0603
AL-MZ19A	0603	AL-VBC47	0602	RWM-67	2001.1
AL-IGS19S	0604.1	AL-MCS47A	0603	WG-R6A7 1/2	0802.5
AL-IAU20	0604.1	AL-MN47B	0603	RWM-68	2001.1
AL-VBC21	0602	DGM-DG48	0501	AL-MCZ69	0603
WG-J2A1	0801	AL-MCZ49	0603	AL-MCS69	0603
AL-VBC22	0602	AL-IAU49	0604.1	AL-IGT69	0604.1
AL-VBC23	0602	RWM-51	2001.1	RWM-69	2001.1
WG-J2A3	0802.5	AL-IAU52	0604.1	ACK-CN70S	0302.1
AL-IAU24	0604.1	RWM-52	2001.1	AL-MCZ70	0603
WG-J2A4	0802.7	AL-GHA53	0601.1	RWM-70	2001.1
WG-AJ2A4	0802.7	RWM-53	2001.1	AL-MCZ71	0603
AL-VBC25	0602	AL-MU54	0603	AL-MCZ73	0603
AL-IGB26	0604.1	AL-MU54B	0603	RWM-73A	2001.1
WG-J2A7B	0802.7	AL-MU54L	0603	SP-S74	(1002
WG-AJ2A7B	0802.7	AL-IAU54	0604.1		11102
AL-IGH28	0604.1	RWM-54	2001.5	RWM-74A	2001.3
WG-J2A8	0802.7	AL-IAT55	0604.1	SP-S75	(1002
AL-IAU29	0604.1	RWM-55	2001.1		11102
STN-CCX030	0306	RWM-56	2001.1	RWM-75	2001.3
AL-VBC30	0602	AL-MCS57	0603	RWM-76	2001.3
AL-VBC31	0602	RWM-57	2001.1	AL-MCZ77	0603
RWM-33	2001.5	TP FR-RA58A	0105.1	RWM-77	2001.3
WG-ASI-A34	1201	SP-S58	(1002	AL-MCS78	0603
AL-GHA35	0601.1		11102	HLH-78	1503
AL-GAA35A	0602	RWM-58	2001.5	RWM-79	2001.3
AL-GHA36	0601.1	SP-S59	(1002	RW M-80	2001.3
AL-GHA37	0601.1		11102	RWM-81	2001.1

ORDNANCE AND MANUFACTURERS' PART NUMBER INDEX-Continued

PART NO.	SUBGROUP	PART NO.	SUBGROUP	PART NO.	SUBGROUP
RWM-82	2001.1	RWM-137	2002.1	WG-J2-36	0802.3
A NB-8X3	0304.5	RWM-138	2002.1	SEPC-WAJ239	0104.1
RWM-83	2001.1	RWM-140	2002.1	SEPC-WAJ239C	0104.1
A L-VRA84	0602	RWM-141	2002.1	SEPC-WAJ239D	0104.1
RWM-87	2001.3	RWM-142	2002.1	SEPC-WAJ239E	0104.1
RWM-88	(2001.3 12002.1	RWM-143	2001.1	WG-J2-42	0804
RWM-89	2001.1	SP-145W	(0802.5 }0802.7	SEPC-WAJ247	0104.1
A L-IG90	0604.1	WO-A147	0800	SEPC-WAJ247C	0104.1
ACD-91	1503	RWM-148	2001.3	SEPC-WAJ247D	0104.1
RWM-95-A	2001.3	ACK-DK149	0309	SEPC-WAJ247E	0104.1
RWM-95	2001.3	RWM-151	2001.3	WG-J2A48A	0801
RWM-96	2002.1	RWM-152	2001.5	WG-J2-50 1/2	0802.5
A L-GT97	0604.1	FDP-NDD153	0505	WG-J2-57	0801
RWM-97	2002.1	RWM-153	2001.1	A L-CB258	0609.1
RWM-98	2001.1	SP-S161	1104.1	WG-J2-59	0802.7
AL-IGS99	0604.1	HC-DL-16-4	0609.2	WG-J2-59A	0802.7
RWM-99	2001.1	HC-DL-16-5	0609.2	WG-J2-59B	0802.7
STN-CHX100	0306	RWM-166B	2001.1	WG-J2-60	0802.5
AL-VRP100C	0602	RWM-167B	2001.3	PEE-261	1800
AL-VRP100K	0602	RWM-168B	2001.3	ANB-2X62	0304.5
RWM-100	2001.1	RWM-169B	2001.3	WG-J2A80A	0804
RWM-105A	2002.1	RWM-170B	2002.1	WG-J2A81A	0804
RWM-SK108	2001.3	SP-S171	1102	WG-J2A82	0804
RWM-SK109	2001.3	WO-A174	0202	ABF-283	0202
AL-MAD110	0603	WO-A175	0202	WG-J2-83	0804
SPEC-OA111	0612	AL-IGC175	0604.1	AL-IGB284	0604.1
SP-S112	(1002 }1102	WO-A176	0202	AL-IGB284S	0604.1
SP-S113	(1002 11102	AL-VAD176	0602	WG-J2A85	0804
SP-S114	(1002 11102	WO-A177	0202	WG-J286	0804
AL-VAD116A	0602	WO-A178	0202	ABF-287	0202
RWM-116	2002.1	WO-A179	0202	WG-AJ2-87	0801
A L-VAD117A	0602	WO-A180	0202	SEPC-WAJ291	0104.1
RWM-117	2002.1	WO-A181	0202	SEPC-WAJ292	0104.1
RWM-118	2002.5	WO-A185	1501	EAT-K292	0105.1
RWM-119	2002.1	STN-CHX200	0306	AL-MZ292	0603
RWM-120	2002.5	WG-J2A10A	0802.3	SEPC-WAJ293	0104.1
RWM-121	2002.5	SEPC-WAJ211	0104.1	SEPC-WAJ294	0104.1
WG-1AJ2A-1 1/2	0801	SEPC-WAJ211C	0104.1	SEPC-WAJ295	0104.1
HC-DL-12-2	0609.2	SEPC-WAJ211D	0104.1	SEPC-WAJ295B	0104.1
RWM-122	2002.5	SEPC-WAJ211E	0104.1	SEPC-WAJ295D	0104.1
HC-DL-12-3	0609.2	WG-J2A11	0802.1	SEPC-WAJ296	0104.1
RWM-123	2002.5	WG-J2A12	0802.7	SEPC-WAJ297	0104.1
RWM-124	2002.5	WG-J2-15	0802.5	SEPC-WAJ297C	0104.1
RWM-125	2002.5	WG-AJ2-16	0802.5	SEPC-WAJ297D	0104.1
RWM-126	2002.5	WG-J2-16	0802.7	SEPC-WAJ297E	0104.1
RWM-127	2002.5	WG-J2-17	0802.5	SEPC-WAJ298	0104.1
RWM-128	2002.5	WG-J2-20	0804	SEPC-WAJ298C	0104.1
RWM-129	2002.5	AL-GAR211A	0601.1	SEPC-WAJ298D	0104.1
RWM-130	2002.5	WG-J2-21	0804	SEPC-WAJ298E	0104.1
AL-IGB132	0604.1	WG-J2-23	0804	SEPC-WAJ304	0104.1
RWM-132	2002.1	WG-J2-24	0804	MRC-307S	0702.3
RWM-133	2002.1	WG-J2B30	0802.3	ANB-3X11	0304.5
RWM-134	2002.1	WG-J2-30	0802.7	AL-IG313	0604.1
RWM-135	2002.1	WG-J2-32	0802.5	TP-SV332A	1401
		WG-J233	0802.5	RZ-OR33-6	1006
		WG-J2-33	0802.7	TD-RV344	1201
		WG-J2A35	0802.3	WG-AS3T90C	0700
				WO-A405	0202
				WIL-P407A	0105.2

ORDNANCE AND MANUFACTURERS' PART NUMBER INDEX-Continued

PART NO.	SUBGROUP	PART NO.	SUBGROUP	PART NO.	SUBGROUP
WG-4J2A4	0802.7	HLH-T60-0	1503	WO-A795	1002
SP-471SP	0804	HLH-T60-AG	1503	WO-A797	1002
WO-A490	0900	LO-FC602	(0603	WO-A798	1002
WO-A495	1206)1204.1	WO-A814	1004
WO-A498	(0202	LO-FC603	1204.1	WO-A820	1004
)1206	HLH-T62-0L	1503	WO-A821	1004
SW-502F	0607	HLH-T62-0R	1503	WO-A824	1004
SW-502-Z	0607	HLH-T62-0	1503	WO-A825	1004
SW-502V	0607	WO-A622	1401	WO-A828	1004
EAT-SL503	0105:2	WO-A623	1401	WO-A829	1004
SW-503A	2208.1	EAT-K630	0105.1	WO-A831	1004
SW-504A	0607	HLH-T63-0	1503	WO-A832	1004
SW-504E	0607	WO-A635	1401	WO-A833	1004
SW-505C	0607	WO-A636	1401	WG-T8B42	0704
SW-505B	0607	SP-S638	(1002	WO-A844	1401
SW-505A	0607)1102	WO-A852	1004
SW-505K	0607	HLH-T64-0	1503	SP-854D	0804
SW-505N	0607	ABF 657	0201	SEPC-863	0104.1
SW-505L	0607	APB 657	0201	WO-A865	1311
SW-505P	0607	ABF-659	0202	WO-A866	1311
SW-505J	0607	HLH-T67-0	1503	WO-A867	1311
SW-506B	0610	AL-IG676	0604.1	WO-A868	1006
RWM-507	2001.1	AL-IG680	0604.1	WO-A870	1105.5
MDR-50	0106.1	PR-68-4	0104.1	SP-872W	2002.1
SW-507N	0610	ABF 688	0202	WO-A877	1202
SW-507F	0610	EAT-R697	0105.1	SP-884W	0802.3
RWM-511	2001.1	AL-XA699	0602	WO-A887	0202
RWM-512	2001.1	AL-XA699A	0602	WG-T90C1	0701
WO-A513	(1601.1	BX-70-S-6	1202	WG-T90A2	0702.3
	11601.3	SP-710W	0802.7	WG-AT90A2	0702.3
RWM-513	2001.1	SP-712W	0802.5	WG-AC90C2C	0704
WO-A514	(1601.1	SP-715W	(0802.5	WG-T90A2-1/2	0702.3
)1601.3		10802.7	WG-T90A3	0702.5
RWM-514	2001.1	AL-XA744H	0601.1	WG-T90A6	0702.1
RWM-515	(2001.1	AL-XA744F	0601.1	WG-T90A6-1/2	0702.1
	12002.1	AL-XA744N	0602	WG-T90A7B	0702.3
RWM-516	2001.1	AL-XA744M	0603	WG-T90A8	0702.5
RWM-517	2001.1	AL-XA744C	0603	SP-920D	2002.5
RWM-519	2001.1	AL-XA744S	0603	WO-A934	0801
WO-A520	0802.1	SP-745-D	0804	WO-A943	0900
RWM-520	2001.1	WO-A760	1006	WO-A945	0900
SEPC-535	0104.1	CU-F761	0106.2	CAR-YS950S	0301
SEPC-535X	0104.1	CU-F762	0106.2	ANB-SK950	0304.5
SEPC-535G	0104.1	WO-A764	1002	WG-T9-50P	0802.1
SEPC-535D	0104.1	AL-XA766	0602	WO-A954	0801
SEPC-535XC	0104.1	AL-XA767	(0601.1	WO-A957	0802.5
SEPC-535E	0104.1		10602	SP-S957	1004
SEPC-535XB	0104.1	AL-XA767A	0602	WO-A958	0802.7
SEPC-535XD	0104.1	AL-XA770	0602	WO-A959	0804
WO-A544	1501	AL-XA776	0601.1	WO-A960	0804
WO-A545	1501	AL-XA777	0601.1	WO-A962	0804
WO-A546	1501	SP-S780	1001	WO-A963	0804
RWM-556	2001.1	AL-XA782	0602	WO-A964	0804
WO-A557	1204.1	WO-A782	1001	WO-A965	0804
RWM-557	2001.1	AL-XA783	0602	WO-A966	0804
RWM-558	2001.1	AL-XA790	0604.1	WO-A967	0804
CAR-O-570S	0301	WO-A792	1002	ANB-SK971	(0106.5
RWM-577	2001.1	WO-A793	1002		10304.5

ORDNANCE AND MANUFACTURERS' PART NUMBER INDEX-Continued

PART NO.	SUBGROUP	PART NO.	SUBGROUP	PART NO.	SUBGROUP
WO-A971	0804	AL-VBC1080	0602	SP-S1622	1006
	2002.5	AL-MCS1083	0603	SP-S1640	1004
SP-972W	0800	WO-A1097	1601.1	WO-A1653	0604.1
WO-A974	0804	WO-A1098	0615	WO-A1663	0604.1
WO-A976	0802.5	AL-IAU1100L	0604.1	WO-A1671	0604.1
WO-A978	0802.5	SP-S1103	2002.1	WO-A1672	0604.1
WO-A979	0802.5	WO-A1106	0802.5	WO-A1684	0604.1
	0802.7	CA-SX1110	1401	WO-A1687	0604.1
WO-A982	0802.7	WO-A1111	0802.5	WO-A1719	1006
WO-A983	0802.7	CAR-11B-12	0301	WO-A1721	1006
WO-A984	0802.7	AL-VAD1118	0602	WO-A1724	1006
WO-A985	0802.7	WO-A1124	0102.1	WO-A1726	1006
WO-A987	0802.7	WO-A1134	0802.5	WO-A1727	1006
WO-A990	0802.7		10802.7	WO-A1729	1006
WO-A991	0802.5	TRI-F1140	2202	WO-A1737	1204.3
AL-SP992	0601.1	CAR-11B-41	0301	CAR-17-49	0301
AL-SP-992	0601.3	AL-IGC1149	0604.1	MNC-R1787D	0104.1
WO-A992	0802.5	BT-1150	1201	MNC-R1788C	0104.1
WO-A996	0802.7	WO-A1150	1501	SP-18-5-7	0802.3
WO-A997	1201	CAR-11B-79	0301	TRI-1895	2202
WO-A1001	0802.3	WO-A1216	0501	CAR-1-897	0301
TL-IAU1002L	0604.1	EAT-1237	0306	CAR-1-899S	0301
AL-GHA1004	0601.1	SL-1238	1401	TRI-1900	2202
AL-GHA1004S	0601.1	WO-A1252	1601.1	WG-1AT90A2-½	0702.3
AL-IAU1004	0604.1		1601.3	AD-1911B	1401
BA-ZL1005	0612	WO-A1277	1401	STN-AAB1917	0306
BA-ZL1006	0612	AL-MCS1278	0603	AL-19X63	0603
AL-GHA1012	0601.1	AL-PS1310	0603	VG-2003	0103
AL-VBC1016	0602	WO-A1357	0202	RBR-200-D3	0609.2
BA-ZF1017	0612	WO-A1378	1204.5	AL-IAU2004	0604.1
WO-A1028	0802.5	AL-X1379	0603	AL-GHA2006FT	0601.1
	0802.7	WO-A1379	0704	AL-MCZ2006F	0603
AL-VBC1029	0602	WO-A1382	0704	MID-F2011	1501
AL-MCS1034S	0603	WO-A1410	0802.1	AL-GHA2012S	0601.1
AL-VBC1036A	0602	WO-A1427	0900	AL-MCS2012S	0603
AL-VBC1040S	0602	WO-A1441	0103	RBR-201-D3	0609.2
AL-GHA1044	0601.1	PEE-144.4	1800	CAR-20-22	0301
AL-VBC1044	0602	WO-A1445	1002	RBR-202-D3	0609.2
AL-IAU1048	0604.1	WO-A1446	1002	RBR-203-D3	0609.2
AL-GHA1052	0601.1		11102	CAR-20-35	0301
AL-GHA1053	0601.1	UTS-A1453	0304.1	RBR-204-D4	0609.2
AL-VBC1055	0602	WO-A1468	0601.1	AL-MCZ2050	0603
SP-S1056	1102		0601.3	AL-GHA2051S	0601.1
VG-1057	0101	WO-A1488	1204.5	AL-GHA2052	0601.1
PR-B1060C	0104.1	LO-FC1499	1204.3	CAR-20-61	0301
AL-VRA1060A	0602	WO-A1504	0804	AL-MCZ2073	0603
AL-MCZ1060	0603	WO-A1509	0801	AL-IAU2076L	0604.1
AL-MCS1060	0603	WO-A1511	0802.7	AL-MCS2079S	0603
PR-B1061C	0104.1	CAR-15-43	0301	RBR-209-D3	0609.2
AL-VBC1061	0602	CAR-15-44S	0301	RBR-210-D4	0609.2
PR-B1062C	0104.1		10702.1	LO-FD2108-H	1204.1
TL-MCZ1065	0603	WG-X1552	0702.5		1701
AL-IAU1065	0604.1		10704		1703
AL-IAU1066	0604.1		10612		11701
AL-MCZ1069	0603	ONB-SN1610	J1703		1804
AL-MCZ1072	0603		11804		11805
AL-MCZ1073	0603		11805		2101
AL-MCZ1075	0603		1808	CAR-2-134	0301

ORDNANCE AND MANUFACTURERS' PART NUMBER INDEX-Continued

PART NO.	SUBGROUP	PART NO.	SUBGROUP	PART NO.	SUBGROUP
WG-J2-155	0804	WO-A3098	1701	RBR-430-D3	0609.2
AL-IGC2168L	0604.1	AL-X3099	0601.1	RBR-432-D3	0609.2
SP-2-1-68X	0802.7	ACK-PD3100	0103	WG-4372D	1201
WG-J2-169	0802.7	SP-31P10	2002.5	UCI-C4394	0607
CAR-21-95S	0301	LO-FE3111	1204.1	WO-A4413	1801
AL-2235	0607	PR-031E12A	0104.1	WO-A4414	1801
	12208.1	WO-A3150	0106.2	WO-A4416	1801
EAT-IE2249	0501	AL-MCL3161A	0603	EAT-ER4425J	0106.1
ABF-2322	0202	ZP-R32-63	0309	ABF-4494	0202
EAT-IE2387	0306	ONB-SN3318	1804	ABF-4495	0201
EAT-ER2413	0106.1	WG-AA34-12	1201	WG-4496K	0704
CAR-24-26	0301	WG-AA34-12A	1201	WG-4497	0704
SP-2-4-88X	0802.5	WG-A34-15	1201	WG-4498B	0704
PR-B2531A	0104.1	WG-A34-18	1201	WG-4559E	0702.1
PR-B2532A	0104.1	LO-FE3441C	1204.1	WG-4559A	0702.1
PR-B2533A	0104.1	WG-A34-63	1201	WG-4559B	0702.1
PR-B2534A	0104.1	WG-A34-63A	1201	WG-4559C	0702.1
MAR-2539	0401	LO-FC3474	1204.1	WG-4559D	0702.1
RZ-VA2558	1006	WO-A3549	1701	WG-4572D	0704
	1804	LO-FC3587	1204.1	WG-4583	0704
WO-A2602	1808	EAT-ER3675	0106.1	EAT-ER4642J	0106.1
	2201	CAR-3-773S	0301	WG-4646A	0701
EAT-CR2616	0306	ONB-SK3851C	1808	WG-4648	0704
TRI-2617	2202	B&B-3874	0201	WG-4653	0702.3
TRI-2620	2202	CAR-39-10	0301	WG-4682J	0702.3
RBR-263-D4	0609.2	CAR-39-11	0301	WO-A4690	0612
RBR-264-D4	0609.2	SP-39Q20	0804	WG-4714C	0802.5
RBR-265-D4	0609.2	AL-MCZ4001UT	0603	WG-A4714	0802.5
RBR-266-D4	0609.2	AL-HX-4001UT	0611	CAR-47-23	0301
LO-FE2693	1204.1	AL-VBC4002UT	0602	SP-475-2	0802.7
SN-2716	1701	AL-CT4002	0604.1	AL-GHA4802BUT	0601.1
ONB-SN2716	1703		10605	AL-GHA4802UT	0601.1
SP-2-7-29	0900	AL-IAU4006AUT	0604.1	WG-4802	1201
RBR-273-D4	0609.2	DM-4013	0613.1	RC-481N1	0607
RBR-274-D4	0609.2	RBR-404-D4	0609.2	WO-A5105	0106.5
RBR-276-D4	0609.2	RBR-405-D3	0609.2	CAR-51-21	0301
AL-RX2781	0604.1	RBR-406-D4	0609.2	CA-S5144	1401
TIM-02820	1002	PR-X4071A	0104.1	CA-S5145	1401
ABF-2825	0202	PR-X4072A	0104.1	MNC-R5153B-STD	0104.1
TIM-02872	1002	PR-X4073A	0104.1	MNC-R5153B	0104.1
WO-A2891	1701	RBR-410-D4	0609.2	MNC-R5153D	0104.1
LO-FC2922E	1204.1	RBR-411-D4	0609.2	DGM-5201	0105.1
LO-FC2927	1204.1	TRU-SA4126	0202	DAY-S5203	0505
SMA-FLA2941	1501	WO-A4127	1808	FR-5241	0106.2
RBR-294-D4	0609.2	WO-A4128	1808	EAT-5256	0105.1
AL-VBC3008	0602	RBR-415-D4	0609.2	DM-E534-1	0607
CAR-30-14	0301	LO-FC4158	1204.3	EA T-ER5362	0106.1
CAR-30-20	0301	RBR-417-D4	0609.2	WO-A5449	0106.1
LO-FC3024B	1204.3	RBR-418-D4	0609.2		10613.1
AL-IGP3028FS	0604.1	RBR-419-D4	0609.2	WO-A5450	0613.1
AL-IGP3028	0604.1	RBR-421-D4	0609.2	CDH-BW5-625	0504
CAR-30A-37	0301	RBR-422-D4	0609.2	WO-A5630	0304.1
AL-X3050	0602	ABF-4234	0202	WO-A5631	0304.1
AL-X3051	0602	RBR-424-D4	0609.2	LO-FC5727	1204.1
AL-X3055	0602	RBR-425-D4	0609.2	PEE-577-2	1804
AL-VBC3070	0602	RBR-426-D4	0609.2	PEE-577.2	1805
AL-VBC3071	0602	RBR-427-D4	0609.2	LO-FC5778	1204.5
AL-IAU3076L	0604.1	RBR-428-D4	0609.2	MNC-R5792	0104.1

ORDNANCE AND MANUFACTURERS' PART NUMBER INDEX-Continued

PART NO.	SUBGROUP	PART NO.	SUBGROUP	PART NO.	SUBGROUP
LO-FC5889	1204.3	WO-A6796	0104.1	WG-T90A48A	0702.5
SP-5951X	0801	WO-A6797	0104.1	WO-A9052	0602
SP-5962X	0802.5	WO-A6798	0102.2	WG-T90A54A	0702.1
LO-FC5999A	1204.3	CAR-6-802	0301	WG-T90-86	0704
LO-FC6003	1204.3	CAR-6-804S	0301	WO-A9094	0612
LO-FC6010	1204.1	WO-A6895	0304.5	DP-GG9096	0610
WO-A6112	1204.3	WO-A6919	0106.5	WIL-MT9281	0105.2
WO-A6114	1204.3	WIL-ER7154	0106.1	WO-A9314	0604.1
WO-A6116	1204.3	CAR-7-177	0301	PK-P9419R	0612
AL-CB6134	0609.1	CAR-7-178S	0301	EAT-MT9666	0105.2
FM-GPW6150A	0104.1	WIL-ER7196	0106.1	SP-97Q14	0804
FM-GPW6150C	0104.1	EAT-ER7200	0106.1	UTS-A9894	0304.1
FM-GPW6150D	0104.1	WO-A7238	0106.6	UTS-A9896	0304.1
FM-GPW6155A	0104.1	WO-A7239	0106.6	SP-99-41	1104.1
FM-GPW6155G	0104.1	FS-7332	0608	AL-CB9944	0609.1
FM-GPW6155H	0104.1	LO-FC7370	1204.1	BT-1011-4	1201
FM-GPW6156F	0104.1	LO-FD7378	1204.3	BT-1011-5	1201
FM-GPW6156H	0104.1	FM-GPW7523	0202	BT-1011-7	1201
B&B-6170	0201	SDH-SA752-8	0503	BT-1012-2	1201
CAR-61-79	0301	LO-FD7544	1204.3	BT-1020-6	1201
HLH-T62-01	1503	CA-S7733	1401	WO-A10231	1001
WO-A6276	1006	SP-7906X	0801	WO-A10269	0202
WO-A6277	1006	AL-L-7930	0607	BT-1029-9A	1201
WO-A6278	1006	WO-A7967	0401	LO-FC10310	1204.3
WO-A6279	1006	EAT-ER8145	0106.1	LO-FC10311	1204.3
WO-A6288	1006	MAT-8215	1601.1	EAT-10317	0106.1
WO-A6289	1006	MAT-8216	1601.3	EAT-ER10317	0106.1
WO-A6290	1006	AL-8X304	0607	WO-A10469	0802.1
WO-A6291	1006	RBR-840-D4	0609.2	DR-X10483	0603
WO-A6292	1006	WG-C84B12A	0704	CP-RC105-20	0605
WO-A6293	1006	WG-T84J50-½A	0802.1	BX-1067S3	1202
WO-A6294	1006	WG-T86D29	0702.5	BX-1067S4	1202
WO-A6295	1006	WB-8675	0612	LO-FC10945	1204.1
EAT-ER6303	0106.1	WG-T86-85	0702.5	LO-FC10946	1204.1
WO-A6305	1401	LO-FC8776	1204.3	LO-FC11067	1204.1
WO-A6360	0202	AC-GG8799	0610	CAR-11B108	0301
	11206	WG-T88-13H	0702.3	CAR-11B124	0301
SP-S638-1	(1002	WG-T88-14F	0702.3	CAR-11B125S	0301
	11102	WG-T88-15C	0702.3	CAR-11B134	0301
SP-S638-2	(1002	WG-T88-19E	0702.3	LO-FC11140	1204.1
)1102	WO-A8834	0312	CAR-11A142	0301
SP-S638-3	(1002	WG-T90A10	0702.5	CAR-11B176	0301
	11102	WG-AT90A10	0702.5	AL-E011199F	0610
ER-6411G	1804	WG-AT90A11	0702.3	CAR-112-12	0301
WO-A6439	1006	WG-T90A12	0702.3	CA-H11371	1401
SP-6510X	2002.5	WG-T90A16	0702.1	CA-11372	1401
FM-GPW6521	0105.1	WG-AT90A16	0702.1	WO-11386	0304.5
DM-6557	0613.1	WG-T90-20	0704	WI-A11406X	0103
DM-6579	0608	WG-T90C21	0704	LO-FC11432A	1204.1
PC-EX6686	0612	WG-T90-23	0704	SP-11449	1102
WO-A6701	0102.1	WG-T90C24	0704	LO-FC11471	1204.1
FM-GPW6727	0106.6	WG-T90A26	0702.3	LO-FC11473	1204.1
WO-A6740	(0800	WG-T90A28A	0702.5	BT-1150-1	1201
	11501	WG-T90A30	0702.5	BT-1150-2	1201
WO-A6746	0102.2	WG-T90A32	0702.5	FR-11559	0106.2
WO-A6747	0102.2	WG-T90A33A	0702.5	FR-11580	0106.2
WO-A6748	0102.2	WG-T90A33	0702.5	FR-11581	0106.2
WO-A6794	0104.1	WG-T90A35	0702.5	FR-11582	0106.2

ORDNANCE AND MANUFACTURERS' PART NUMBER INDEX-Continued

PART NO.	SUBGROUP	PART NO.	SUBGROUP	PART NO.	SUBGROUP
FR-11583	0106.2	GPC-14982	1401	SP-17776	1105.5
CAR-116-13	0301	WO-A15044	0802.7	UTS-A17778	0304.1
WO-A11760	0612	WO-A15045	0802.7	UTS-A17779	0304.1
WO-A11860	2202	CAR-150-98	0301	UTS-A17781	0304.1
WO-A11861	2202	SP-15099	1002	UTS-B17785	0304.1
WO-A11862	2202	WO-A15283	0104.1	UTS-B17793	0304.1
A L-EOC11930	0607	SP-15365	1102	UTS-B17795	0304.1
AL-EOC11931	0607	WO-A15438	0106.2	SP-17797	1002
AL-EO-11932	0607	WO-A15441	0106.2	AL-CB17811	0609.1
AL-EO-11933	0607	CM-15485A	0102.1	AL-CB17812	0609.1
LO-FC11940	1204.1	WO-A 15498	0401	AL-CB17814	0609.1
B&B-11966	0201	SP-16067	1401	WO-A17842	0304.5
AL-EOF11993	0610	SP-16075	1002	SP-17857	1102
STN-12085A	0306	CAR-163-21	0301	SP-17858	1102
AL-12X195	0607	CAR-163-46	0301	AL-CB17867	0609.1
AL-12X196	50603	SP-16379	1002	AL-CB17891	0609.1
	0607	SP-16383	1002	UTS-B17915	0304.1
AL-12X201	0603	SP-16409	1001	UTS-B17951	0304.1
AL-EO12204	0607	LO-FD16534	1204.3	UTS-C17956	0304.1
AL-EO12205	2208.1	LO-FD16535	1204.3	UTS-C17961	0304.1
AL-EO12207	0607	LO-FC16536	1204.3	SP-18021X	1104.1
CAR-122-64S	0301	SP-16866	1002	SP-18022X	1104.1
EAT-1E2322	0304.5	SP-16964	1004	SP-18023	1104.1
LO-FC12411	1204.3	SP-16979	1105.5	SP-18024	1104.1
LO-FC12416	1204.3	SP-16991	1004	SP-18027X	1102
LO-FC12496	1204.1	SP-16995	1004	SP-18-12-1	0804
CU-12567	0106.2	SP-17015	1311	SP-18173X	1004
WO-A12863	2202	SP-17016	1311	SP-18174	1004
WO-A12935	0304.5	SP-17017	1311	SP-18188	1006
RG-TL13019	1401	SP-17041	1004	SP-18-24-1	0802.7
LO-FC13090	1204.3	SP-17048X	1004	MAE-18302	1604.1
LO-FC13091	1204.3	WO-A17122	0304.5	MAE-18303	1604.1
SP-13449	{1002	SP-17133X	1004	SP-18392X	1002
	1102	SP-17153	1006	SP-18-39-3	50801
SP-13575	1002	SP-17216	1006		1004
SP-S1358-1	1002	SP-17218	1006	SP-18396	1002
CAR-136-17	0301	SP-17230	1006	SP-18429	1102
CAR-136-24	0301	SP-17232	1006	SP-18434	1101
CAR-136-98	0301	SP-17347	1401	SP-18458	1102
CAR-136-99	0301	AL-CB17364	0609.1	A L-CB18499	0609.1
SP-13810	1102	AL-CB17365	0609.1	AL-CB18500	0609.1
LO-FE14054B	1204.1	AL-CB17370	0609.1	AL-CB18506	0609.1
TIM-14131	0802.7	AL-CB17371	0609.1	AL-CB18509	0609.1
TP-14T219	1401	SP-17377	1006	AL-CB18510	0609.1
TP-14T220	1401	AL-CB17393	0609.1	SP-18528X	1102
TP-14RT224	1401	AL-CB17398	0609.1	SP-18529	1102
TP-14RT225	1401	AL-CB17413	0609.1	SP-18530	1102
TIM-14276	0802.7	SP-17434	1001	SP-18590	1204.5
LO-FC14297	1204.1	WO-A17445	0304.5	SP-18592X	1004
TP-14SV331A	1401	SP-17483	1002	SP-18593	1004
TP-14SV333A	1401	AL-CB17499	0609.1	SP-18594	1004
CAR-14-359S	0301	SP-17509X	1104.1	SP-18596X	1001
LO-FC14422	1204.1	SP-17555	1002	SP-18602	1204.5
CAR-145-69	0301	SP-17556	1002	SP-18634X	1101
CAR-145-70S	0301	SP-17562	1102	TRI-1863-8	2202
LO-FC14577	1204.1	AL-CB17633	0609.1	SP-18653	1104.1
WG-1A4713	0802.7	SP-17716	1102	SP-18-66-1	0804
CAR-148-12	0301	SP-17717	1102	SP-18-66-7	0804

ORDNANCE AND MANUFACTURERS' PART NUMBER INDEX-Continued

PART NO.	SUBGROUP	PART NO.	SUBGROUP	PART NO.	SUBGROUP
SP-18-67-2	0804	BX-25829	1202	KHW-33553	1311
SP-18-67-5	0804	RG-26097	1401	MW-33596	1311
SP-18-8-17	0802.7	SP-2-6-118X	0900	MW-33596A	1311
SP-18-8-18	0802.7	SP-2-6-261	0900	KHW-33702	1311
SP-18-8-19	0802.1	AL-26267	0607	KHW-33705	1311
TRI-1900-1R	2202	AL-26269	0607	KHW-33706	1311
AL-19X119	0603	TRI-2630-3	2202	KHW-33707	1311
AI-19X709	0603	TRI-2631-1	2202	K H W-34082	1311
AL-CB19791	0609.1	SP-2-67-11	0900	KHW-34123	1311
AL-19X888	0603	AL-26809	0607	MSP-344-40	1501
SP-20017X	1006	USL-26819A	0612	MSP-344-47	1501
SP-20047X	1006	RG-026983	1401	KHW-36567	1311
SP-20068X	1401	RG-028166	1401	TD-3711-H8FIN	0802.7
SP-20069X	1401	CU-28648	0106.2	BX-41545	1202
SP-20070X	1401	CU-28649	0106.2	AD-G47200	1105.5
SP-20071X	1401	CU-28651U	0106.2	CAR-48-144	0301
SP-20072X	1401	SP-2-86-69	0900	UC-48155	0612
SP-20075X	1101	CU-28717	0106.2	UC-48155	1804
SP-20124X	1101	CU-28751U	0106.2	BX-48772	1202
CAR-203-34S	0301	RG-029021	1401	VG-49575	0102.1
CAR-203-35S	0301	SP-2-94-29	0900	VG-49650	0102.1
WG-20366S	0704	SP-2-95-39	0900	U C-51210	1806
DR-X20488	0604.1	SP-30020	1006	WO-51575	0802.7
AL-IAU2064S2	0604.1	SP-30068	1401	WO-51662	0312
RG-021162	1401	SP-30070	1004		(0105.1
HAC-21193	0609.1	SP-30071	1004	WO-51875	J 0702.1
HAC-21208	0609.1	SP-30101	1006		10702.5
HAC-21226	0609.1	SP-30103	1006		[0704
HA C-21325	0609.1	SP-30180	1102	WO-52725	0612
SP-2-14-19	0900		(0802.5	WO-52876	1002
SP-2-15-13	0900	SP-30185	902.7	WO-52877	1002
SP-2-16-53	0900		[1062	WO-52878	1002
SP-2166-1	1000	SP-30186	1002	WO-52879	1002
SP-2166-2	1000	SP-30187	[1002	WO-52880	1002
SP-2167-1	1100		11102	WO-52881	1002
SP-2-16-93	0900	SP-30188	1002	WO-52883	0802.7
HA C-21780	0609.1		11102	WO-52990	1812
CAR-221-12	0301	ACK-314-47	0306	WO-53057	1808
SP-2-2-459	0900	BY-3105-5	0306	FR-5310-2	0106.2
SP-22-72-5	0804	TIM-31520	1002	WG-T54A172A	0802.7
TI-A23377	0605	TIM-31593	1002	DM-54963	0613.1
BX-23969	1202	BOW-BT31594	1002	TI-057993	0613.1
SP-2-4-108X	1002	TIM-31594	1002	59-G-673	0180.4
SP-2-4-581	[1002	RG-032144	1401	BX-60363	1006
	11102	R G-032161	1401	BX-60364	1006
TIM-24721	1002	RG-032188	1401	BX-60409	1006
TIM-24780	1002	RG-033046	1401	BX-60524	1006
BX-24784	1202	RG-033047	1401	BX-60525	1006
PR-24929	0104.1	RG-033048	1401	BX-60572	1006
RG-025031	1401	RG-033092	1401	BX-60573	1006
TI-A25065	0605	IND-33197R	1804	BX-60574	1006
CAR-25-149	0301	33-T-233	2202	BX-60575	1006
CAR-25-151S	0301	KHW-33544	1311	BX-60576	1006
SP-2-5-266	0900	KHW-33545	1311	BX-60577	1006
SP-2-5-328X	0900	KHW-33546	1311	BX-60578	1006
TI-A25784	0605	KHW-33547	1311	BX-60771	1006
TI-A25785	0605	KHW-33550	1311	BX-60772	1006
TI-A25786	0605	KHW-33552	1311	BX-60847	1006

ORDNANCE AND MANUFACTURERS' PART NUMBER INDEX-Continued

PART NO.	SUBGROUP	PART NO.	SUBGROUP	PART NO.	SUBGROUP
CAR-61-207	0301	CAR-101-142S	0301	WO-116616	0104.1
CAR-61-356	0301	CAR-101-149S	0301	WO-116647	0301
CAR-61-357	0301	CAR-101-160S	0301	WO-116651	0301
CAR-61-426	0301	BT-1012-12	1201	WO-116703	0104.1
CAR-61-460	0301	CAR-101-221S	0301	WO-116704	0104.1
CAR-62-183	0301	BT-1020-50	1201	WO-116705	0104.1
CAR-62-183S	0301	FR-102153	0106.2	WO-116706	0104.1
CAR-62-184S	0301	WO-106740	0604.1	WO-116708	0104.1
CAR-62-185S	0301	WO-108874	0604.1	WO-116714	0802.7
TRI-63527	2202	WO-109455	0603	WO-116715	{1601.1
RG-063983	1401	TLS-B112A56-7	1401		}1601.3
RG-064003	1401	WO-113373	0900	WO-116716	1601.3
RG-064004	1401	WO-113387	0900	WO-116762	0302.1
CCS-65C684	0105.2	WO-113631	0302.1	WO-116784	0301
CCS-65C679	0105.2	WO-115652	0302.1	WO-116813	0301
PR-72A367	0104.1	WO-115796	0104.1	WO-116868	0301
TRI-75072	2202	WO-115797	0104.1	WO-116874	0301
CAR-75-826S	0301	WO-115798	0104.1	WO-116875	0301
UC-78316	1804	WO-115948	0105.2	WO-116876	0301
UC-78317	2201	WO-116003	0104.1	WO-116877	0301
UC-78502	2201	WO-116023	0104.1	WO-116878	0301
TRI-79513	2202	WO-116024	0104.1	WO-116879	0301
TRI-809-14	2202	WO-116058	0104.1	WO-116880	0301
AL-8X3029	0602	WO-116060	0104.1	WO-116881	0301
	}0604.1	WO-116061	0104.1	WO-116882	0301
AL-8X3030	0604.1	WO-116108	0104.1	WO-116883	0301
WG-T86-166	0702.5	WO-116109	0104.1	WO-116884	0301
TRI-8735-2	2202	WO-116110	0104.1	WO-116887	0301
TRI-8741-3	2202	WO-116112	0104.1	WO-116888	0301
TRI-87453	2202	WO-116113	0104.1	WO-116891	0301
TRI-87555	2202	WO-116116	0104.1	WO-116892	0301
TRI-8894-3	2202	WO-116117	0104.1	WO-116893	0301
TRI-8896-1	2202	WO-116160	0301	WO-116894	0301
WG-T90C115	0704	WO-116162	0301	WO-116896	0301
WG-T90A136A	0702.1	WO-116163	0301	WO-116897	0301
WG-T90A137A	0702.3	WO-116168	0301	WO-116898	0301
WIL-ER90139%	0106.1	WO-116170	0301	WO-116900	0301
WG-AT90A140	0702.5	WO-116175	0301	WO-116901	0301
WG-T90C148B	0704	WO-116177	0301	WO-116902	0301
EAT-ER90358	0106.1	WO-116191	0301	WO-116903	0301
EAT-ER90359	0106.1	WO-116205	0301	WO-116904	0301
EAT-ER90419 1/10	0106.1	WO-116216	0301	WO-116905	0301
AL-EX94032	0607	WO-116217	0301	WO-116906	0301
WO-94096	{1804	WO-116329	0302.1	WO-116907	0301
	/1805	WO-116343	0302.1	WO-116908	0301
HY-94622	0802.3	WO-116344	0302.1	WO-116909	0301
RG-9470-9	1401	WO-116345	0302.1	WO-117017	0602
RG-9471-9	1401	WO-116346	0302.1	WO-117064	0604.1
RG-9474-4 1/10	1401	WO-116347	0302.1	WO-117066	0604.1
AL-EX96034	0607	WO-116384	0301	WO-117090	0604.1
AL-EX96172	0607	WO-116502	0104.1	WO-117091	0604.1
ABF-100000	0201	WO-116503	0104.1	WO-117116	0609.1
AL-EX100008	0607	WO-116534	0104.2	WO-117138	0302.1
ABF-100021	0201	WO-116535	0104.2	WO-117143	0302.1
ABF-100042	0201	WO-116536	0104.2	WO-117144	0302.1
AL-EX100417	0607	WO-116551	1202	WO-117152	0302.1
FR-100918	0106.2	WO-116552	1202	WO-117155	0302.1
CAR-101-120	0301	WO-116613	0104.1	WO-117156	0302.1

ORDNANCE AND MANUFACTURERS' PART NUMBER INDEX-Continued

PART NO.	SUBGROUP PART NO.	PART NO.	SUBGROUP PART NO.	PART NO.	SUBGROUP
WO-117157	0302.1	WO-118212	2002.1	WO-118290	0106.2
WO-117160	0302.1	WO-118213	2001.3	WO-118291	0106.2
WO-117337	0603	WO-118214	2001.3	WO-118292	0106.2
WO-117340	0603	WO-118218	2001.3	WO-118293	0106.2
WO-117432	0302.1	WO-118219	2001.3	WO-118351	0604.1
WO-117858	0603	WO-118220	2001.1	WO-118443	2208.1
WO-117861	0603	WO-118221	2001.1	WO-118444	2208.1
WO-117892	0603	WO-118222	2001.1	WO-118446	0609.1
WO-117894	0603	WO-118223	2001.1	WO-118447	0609.1
WO-117904	0603	WO-118224	2001.1	WO-118448	0609.1
WO-117910	0302.1	WO-118229	2001.1	WO-118451	0609.1
WO-118061	0301	WO-118230	2001.1	WO-118453	0609.1
WO-118099	0607	WO-118231	2001.1	WO-118454	0609.1
WO-118100	0607	WO-118232	2001.1	WO-118456	0609.1
WO-118101	2208.1	WO-118233	2001.1	WO-118459	0609.1
WO-118102	0607	WO-118235	2001.1	WO-118460	0609.1
WO-118106	0607	WO-118236	2001.1	WO-118461	0609.1
WO-118107	0607	WO-118237	2001.1	WO-118464	0609.1
WO-118108	0607	WO-118238	2001.1	WO-118465	0609.1
WO-118109	0607	WO-118239	2001.1	WO-118467	0609.1
WO-118110	0607	WO-118240	2001.1	WO-118468	0609.1
WO-118112	0607	WO-118241	2001.1	WO-118469	0609.1
WO-118113	0607	WO-118242	2001.1	WO-118470	0609.1
WO-118115	0607	WO-118243	2001.1	WO-118471	0609.1
WO-118139	2202	WO-118244	2001.1	WO-118472	0609.1
WO-118140	2202	WO-118245	2001.1	WO-118475	0302.1
WO-118141	2202	WO-118246	2001.1	WO-118476	0302.1
WO-118142	2202	WO-118247	2001.1	WO-118477	0302.1
WO-118143	2202	WO-118248	2001.1	WO-118478	0302.1
WO-118146	2202	WO-118249	2001.1	WO-118480	0302.1
WO-118148	2202	WO-118250	2001.1	WO-118481	0302.1
WO-118149	2202	WO-118251	2001.1	WO-118482	0302.1
WO-118153	0609.1	WO-118252	2001.1	WO-118486	0302.1
WO-118154	0609.1	WO-118253	2001.1	WO-118488	0302.1
WO-118155	0609.1	WO-118254	2001.1	WO-118490	0302.1
WO-118157	0609.1	WO-118255	2001.1	WO-118491	0302.1
WO-118160	0609.1	WO-118256	2001.1	WO-118516	0900
WO-118163	0607	WO-118257	2001.1	WO-118548	0301
WO-118165	0607	WO-118258	2001.5	WO-118550	2202
WO-118166	0607	WO-118259	2001.5	WO-118552	2202
WO-118167	0607	WO-118260	2001.5	WO-118553	2202
WO-118168	0607	WO-118261	2001.5	WO-118555	2202
WO-118181	2002.1	WO-118262	2001.5	WO-118556	2202
WO-118182	2002.1	WO-118263	2001.5	WO-118557	2202
WO-118183	2002.1	WO-118265	2001.5	WO-118558	2202
WO-118184	2002.1	WO-118266	2001.1	WO-118559	2202
WO-118198	2002.1	WO-118267	2001.1	WO-118560	2202
WO-118200	2002.1	WO-118272	2001.3	WO-118561	2202
WO-118201	2002.1	WO-118273	2001.3	WO-118566	2202
WO-118202	2002.1	WO-118274	2001.3	WO-118567	2202
WO-118203	2002.1	WO-118275	2001.3	WO-118568	2202
WO-118204	2001.3	WO-118276	2001.3	WO-118570	2202
WO-118205	{2001.1	WO-118277	2001.3	WO-118645	0603
	12002.1	WO-118280	2001.3	WO-118704	0302.1
WO-118206	2002.1	WO-118281	2001.1	WO-118712	{0604.1
WO-118207	2002.1	WO-118282	2001.1		}0605
WO-118211	{2001.3	WO-118288	0106.2	WO-118713	0604.1
	12002.1	WO-118289	0106.2	WO-118714	0604.1

ORDNANCE AND MANUFACTURERS' PART NUMBER INDEX—Continued

PART NO.	SUBGROUP	PART NO.	SUBGROUP	PART NO.	SUBGROUP
WO-118717	0604.1	WO-118820	0601.1	WO-119019	0601.3
WO-118718	0604.1	WO-118821	0601.1	WO-119022	0104.1
WO-118720	0604.1	WO-118822	0601.1	WO-119023	0104.1
WO-118724	(0602	WO-118823	0601.1	WO-119024	0104.1
	10604.1	WO-118824	(0601.1	WO-119050	0607
			10601.3	WO-119051	0607
WO-118725	0604.1	WO-118826	0601.1	WO-119053	0604.1
WO-118729	0604.1	WO-118827	0601.1	WO-119054	0604.1
WO-118730	0604.1	WO-118828	0601.1	WO-119055	0604.1
WO-118731	0604.1	WO-118829	0601.1	WO-119058	0604.1
WO-118732	0604.1	WO-118830	0601.1	WO-119084	0607
WO-118733	0604.1	WO-118831	0601.1	WO-119085	0607
WO-118734	0604.1	WO-118832	0601.1	WO-119086	0607
WO-118735	0004.1	WO-118833	0601.1	WO-119088	0609.1
WO-118736	0604.1	WO-118834	0601.1	WO-119093	0007
WO-118737	0604.1	WO-118835	0601.1	WO-119116	0001.1
WO-118738	0604.1	WO-118879	0604.1	WO-119117	0603
WO-118752	0602	WO-118885	0601.3	WO-119137	0105.1
WO-118753	0602	WO-118886	0601.3	WO-119138	0105.1
WO-118754	0602	WO-118887	0601.3	WO-119162	1204.1
WO-118755	0602	WO-118888	0601.3	WO-119212	2208.1
WO-118756	0602	WO-118889	0601.3	WO-119242	0302.1
WO-118757	0602	WO-118890	0601.3	WO-119248	0302.1
WO-118758	0602	WO-118891	0601.3	WO-119277	200] .3
WO-118759	0602	WO-118892	0601.3	WO-119287	1204.1
WO-118760	0602	WO-118893	0601.3	WO-119367	0007
WO-118761	0602	WO-118894	0601.3	WO-119477	120]
WO-118762	0602	WO-118896	0601.3	WO-119478	0002
WO-118763	0602	WO-118897	0601.3	WO-119479	0002
WO-118764	0602	WO-118899	0601.3	WO-119484	0601.2
WO-118765	0602	WO-118900	0601.3	WO-119485	0601.2
WO-118766	0602	WO-118904	0601.3	WO-119491	0001.2
WO-118768	0602	WO-118905	0601.3	WO-119493	0601.2
WO-118769 (0601.1	WO-118906	0601.3	WO-119496	0601.2
	10602	WO-118908	0601.3	WO-119510	0009.1
WO-118770	0602	WO-118909	0601.3	WO-119513	1204.1
WO-118771	0602	WO-118910	0601.3	WO-119544	0001.3
WO-118772	0602	WO-118911	0601.3	WO-119545	0601.3
WO-118774	0602	WO-118912	0601.3	WO-119546	0001.3
WO-118775	0602	WO-118914	0601.3	WO-119547	0601.3
WO-118776	0602	WO-118915	0601.3	WO-119596	0603
WO-118786	0602	WO-118920	0607	WO-119610	0603
WO-118787	0602	WO-118921	0607	WO-119611	0603
WO-118788	0602	WO-118922	0607	WO-119612	0603
WO-118789	0602	WO-11892	0609.1	WO-119613	0603
WO-118791	0602	WO-118924		WO-119614	0603
WO-118793	0602	WO-118925	0609.1	WO-119615	0603
WO-118794	0602	WO-118926	0609.1	WO-119616	0603
WO-118795	0602	WO-118927	0609.1	WO-119617	0603
WO-118796	0602	WO-118939	0601.1	WO-119618	0603
WO-118800	0602	WO-118952	1601.1	WO-119619	0603
WO-118803	0601.1	WO-118958	0601.1	WO-119620	0603
WO-118805	0601.1	WO-118996	0601.3	WO-119621	0603
WO-118806	0601.1	WO-118997	0601.3	WO-119622	0603
WO-118807	0601.1	WO-118998	0601.3	WO-119623	0603
WO-118812	0601.1	WO-118999	0601.3	WO-119624	0603
WO-118813	0601.1	WO-119011	0601.3	WO-119625	0603
WO-118818	0601.1	WO-119016	0601.3	WO-119627	0603
WO-118819	0601.1				

ORDNANCE AND MANUFACTURERS' PART NUMBER INDEX-Continued

PART NO.	SUBGROUP	PART NO.	SUBGROUP	PART NO.	SUBGROUP
WO-119628	0603	WO-119766	0603	WO-120932	0302.1
WO-119629	0603	WO-119768	0603	WO-120946	0302.1
WO-119630	0603	WO-119829	0603	CAR-121-138	0301
WO-119631	0603	WO-119847	0302.1	CAR-121-222	0301
WO-119632	0603	WO-119848	0302.1	RG-TL122003	1401
WO-119633	0603	WO-119867	0302.1	SZ-123770	0505
WO-119634	0603	WO-119913	1601.1	CU-12567-2	0106.2
WO-119635	0603	WO-119914	1601.1	RG-126023	1401
WO-119636	0603	WO-119933	1601.3	RG-TL129000	1401
WO-119637	0603	WO-119934	1601.3	ABF-130002	0202
WO-119638	0603	WO-119935	1601.3	ABF-130003	0202
WO-119639	0603	WO-119944	1601.1	SP-13331-3	1102
WO-119640	0603	WO-119945	1601.3	SP-13338-3	1102
WO-119641	0603	WO-119953	0106.2	GM-135974	0609.1
WO-119642	0603	WO-119956	0607	CAR-136-166	0301
WO-119643	0603	WO-119962	1601.1	CAR-150-139	0301
WO-119646	0603	WO-119963	1601.3	SP-15969-3	1104.1
WO-119647	0603	WO-119982	0106.2	UCI-160306	0607
WO-119649	0603	WO-119983	0106.2	UCI-160338	0607
WO-119651	0302.1	WO-119985	0106.2	UCI-160339	0607
WO-119652	0302.1	WO-119986	0106.2	SP-16322-2	1002
WO-119653	0302.1	WO-119987	0106.2	SP-16322-4	1002
WO-119656	0302.1	WO-119988	0604.1	SP-16323-2	1002
WO-119657	0302.1	WO-119998	0602	SP-16323-4	1002
WO-119658	0302.1	WO-119999	2202	SP-16992-2	1004
WO-119659	0302.1	WO-120000	2202	SP-16992-3	1004
WO-110661	0302.1	WO-120001	2202	SP-16992-4	1004
WO-119672	0302.1	WO-120002	2202	CAR-170-138	0301
WO-119704	0900	WO-120003	2202	CAR-170-139	0301
WO-119705	0900	WO-120087	0304.5	B170220	0302.1
WO-119706	0900	WO-120088	0304.5	SP-17122-3	1006
WO-119707	0900	WO-120089	0304.5	SP-17122-4	1006
WO-119731	0900	WO-120090	0304.5	TRI-1727-28	2202
WO-119732	0900	WO-120108	2202	SP-17521-2	1104.1
WO-119733	0900	WO-120109	2202	SP-17521-3	1104.1
WO-119739	0301	WO-120123	0302.1	SP-17521-4	1104.1
WO-119740	0301	WO-120127	0900	SP-18-15-18	0801
WO-119741	0301	CAR-120-157	0301	SP-18-155-2	0801
WO-119742	0301	WO-120158	0601.1	SP-18172-1X	1006
WO-119743	0301	WO-120179	(1601.1	SP-18172-2X	1006
WO-119744	0301		11601.3	SP-18-187-4	0802.3
WO-119745	0301	WO 120180	(1601.1	SP-18-19-32	0802.5
WO-119746	0301		11601.3	SP-18-19-33	0802.7
WO-119747	0301	WO-120181	(1601.1	SP-18-223-2	0802.5
WO-119748	0301		11601.3	SP-18-223-3	(0802.5
WO-119749	0301	WO-120182	(1601.1		10802.7
WO-119750	0301		11601.3	SP-18-228-7	0802.7
WO-119751	0301	WO-120183	1601.1	SP-18-228-8	0802.7
WO-119752	0900	WO-120184	1601.1	SP-18-228-9	0802.7
WO-119757	0304.1	WO-120185	1601.1	SP-18-267-5	0801
WO-119758	0304.1	WO-120186	1601.3	SP-18-324-2	0801
WO-119759	0304.1	WO-120187	1601.3	SP-18-362-6	0802.7
WO-119760	0304.1	WO-120188	1601.3	SP-18-362-7	0802.5
WO-119761	0304.1	WO-120202	0604.1	SP-18-381-2	0802.5
WO-119762	0304.1	WO-120203	0900	SP-18397-6X	1002
WO-119763	0304.1	WO-120252	0603	A184238	0302.1
WO-119764	0304.1	WO-120264	0302.1	SP-18452-2	0802.7
WO-119765	0304.1	WO-120640	0106.2	SP-18-454-3	2208.1

ORDNANCE AND MANUFACTURERS' PART NUMBER INDEX-Continued

PART NO.	SUBGROUP	PART NO.	SUBGROUP	PART NO.	SUBGROUP
SP-18-466-1	0802.5	BX-303128	1202	WO-375917	0105.5
SP-18597-1X	1006	BX-303133	1202	WO-375994	0105.1
SP-18597-2X	1006	BX-303134	1202	WO-376373	0101
SP-18599-7X	1102	BX-303135	1202	WO-381510	0102.2
TI-U1864-20A	0605	BX-303136	1202	WO-391404	1202
AL-19X3168	0603	BX-303138	1202	RG-400023	1401
MSP-200-145	(1501	BX-303141	1204.3	RG-400025	1401
) 1504	BX-303142	1204.3	RG-400049	1401
SP-20128-1X	1006	BX-303173	1202	RG-400050	1401
SP-20128-2X	1006	BX-303174	1202	RG-401100	1401
WH-210818	0105.2	BX-303257	1202	RG-401138	1401
SP-2-1-1191	0802.7	BX-303259	1202	RG-402129	1401
HAC-21216F1	0609.1	A304039	1202	RG-402141	0611
A214539	0603	A308282	0106.2	SW-G418041	2208.1
A214739	0302.1	SP-310057X	0802.7	SW-418045	2208.1
A214741	0302.1	SP-310058	1201	SW-418046	2208.1
A214743	0302.1	SP-310059	1201	SW-G418049	2208.1
A214746	0302.1	SP-310085	1201	SW-418100	0607
A214750	0302.1	SP-310134X	0802.5	SW-418101	0607
A214752	0302.1	A311679	0613.1	SW-418102	0607
A214758	0302.1	A312057	0301	SW-418104	0607
A214759	0302.1	SP-31-246-2	0802.3	SW-418105	0607
A214761	0302.1	A323138	0302.1	SW-418107	0607
A214889	0302.1	WO-323397	0612	SW-418112	0607
A214987	0302.1	A327340	2202	SW-418113	0607
AL-2-15-3-50	0609.1	A327341	2202	SW-419106	0607
AL-2-15-4-50	0609.1	A327342	2202	SW-446125	2208.1
AL-2-15-8-49	0609.1	SP-330086	1201	RG-450161	0611
A226060	0103	SP-330087	1201	AC-456409	0302.1
SP-230007	0900	SP-330088	1201	RG-475104	1401
SP-230008	0900	SP-330089	1201	RG-500824	1401
SP-2-3-1111X	0900	SP-330090	1201	RG-500931	1401
SP-2-3-1181X	0900	SP 330091	1201	RG-502282	1401
SP-2-4-1421	0802.5	SP-330150	1201	RG-505765	1401
SP-2-4-1451X	1102	SP-330151	1201	IL-510210	0609.1
B246309	0304.5	SP-330152	(0802.5	IL-510214	0609.1
SP-25Q1250	0804)0802.7	IL-510220	0609.1
SP-25Q1251	0804	WO-330964	0106.1	IL-510221	0609.1
TRI-2618-17	2202	GE-331B151	0605	CA-5-11373	1401
A281413	0301	GE-331B152	0613.1	IL-520312	0609.1
A281437	0301	NMP-333D160	1002	SP-550163	1002
A281457	0301	WO-339043	0202	SP-550179	1002
MAT-2816-25	1601.1	WO-339372	(1601.1	SP-550213	1002
A291788	0304.5		11601.3	SP-550224	1002
A292984	0302.1	MSP-344-289	1501	SP-550233	1002
A293029	0301	MSP-344-290	1501	SP-550246	1002
A293030	0301	MSP-344-306	1501	SP-55-454-3	2208.1
A293034	0301	MSP-344-324	1501	WO-605688	1806
A293056	0301	A346734	0301	OKS-613306	0304.1
A293063	0301	A346736	0301	OKS-613387	0304.1
WO-300143	0108	A346738	0301	WO-630004	0301
WO-K300159	1806	WO-347002	(0613.1	WO-630068	0202
SP-30067-1	1401		12202	WO-630112	0202
SP-30067-2	1401	TD-TI-3722-V-48	1201	WO-630117	0202
SP-30102-1	1006	WO-372438	0312	WO-630129	0201
SP-30102-2	1006	WO-374586	1202	WO-630262	0102.1
BX-302691	1202	WO-375877	0102.1	WO-630285	0102.2
BX-303117	1202			WO-630288	0102.2

ORDNANCE AND MANUFACTURERS' PART NUMBER INDEX-Continued

PART NO.	SUBGROUP	PART NO.	SUBGROUP	PART NO.	SUBGROUP
WO-630299	0106.5	WO-637583	1204.1	WO-640020	0105.2
WO-630303	0105.1	WO-637590	1204.1	WO-640034	0504
WO-630305	0105.1	WO-637597	1204.1	WO-640038	1104.1
WO-630365	0105.5	WO-637598	1204.1	WO-640112	0202
WO-630389	0106.1	WO-637604	{ 0603	WO-640123	0202
WO-630390	0106.1		11204.1	WO-640193	0612
WO-630396	0106.6	WO-637605	1204.1	WO-640343	2002.1
WO-630397	0106.6	WO-637606	1204.1	WO-640351	0701
WO-630398	0106.6	WO-637615	0604.1	WO-640389	0702.3
WO-630518	0106.1	WO-637790	0102.2	WO-640390	0702.3
WO-630593	(0202	WO-637905	1202	WO-640391	0702.3
	11206	W 0-637936	1604.1	WO-640392	0702.3
WO-630753	1401	WO-638156	0202	WO-640393	0702.3
WO-630754	1401	WO-638157	0202	WO-640394	0702.3
WO-630755	1401	WO-638159	0202	WO-640395	0702.3
WO-632156	0103	WO-638513	0102.1	WO-640396	0702.3
WO-632157	(0103	WO-638636	0105.1	WO-640397	0702.3
)0104.1	WO-638737	0302.1	WO-640398	0702.3
WO-632177	0202	WO-638780	1201	WO-640399	0702.3
WO-633948	2202	WO-638918	1401	WO-640400	0702.3
WO-634762	0800	WO-639102	1401	WO-640401	0702.3
WO-634796	0102.1	WO-639103	1401	WO-640405	0702.5
WO-634813	0106.1	WO-639108	1401	WO-640409	0702.5
WO-634814	0401	WO-639109	1401	WO-640410	0702.5
WO-635097	0304.1	WO-639110	1401	WO-640411	0702.5
WO-635377	0102.2	WO-639121	1401	WO-640412	0702.5
WO-635863	0704	WO-639191	1401	WO-640413	0702.5
WO-635868	0704	WO-639429	0802.5	WO-640417	0702.5
WO-635886	0101	WO-639578	0201	WO-640418	0702.5
WO-636148	0104.1	W 0-639818	1102	WO-640419	0702.5
WO-636298	0504	WO-639862	0104.2	WO-640420	0702.5
WO-636344	1104.1	WO-639864	0104.1	WO-640422	0702.1
WO-636360	(1002	WO-639949	1204.3	WO-640427	0702.1
	11102	WO-639959	(1002	WO-640428	0702.1
WO-636372	1311		11102	WO-640431	0702.3
WO-636374	1104.1	WO-639960	(1002	WO-640578	0201
WO-636527	1002		11102	WO-640617	2002.5
WO-636553	1102	WO-639961	{1002	WO-640618	2002.5
WO-636565	(1002		11102	WO-640619	2002.5
	11102	WO-639962	11002	WO-640622	2002.1
WO-636566	1002		11102	W 0-640623	2002.5
WO-636568	1002	WO-639969	{1002	WO-640624	2002.5
WO-636570	1102		}1102	WO-640625	2002.5
WO-636577	1001	WO-639970	(1002	WO-640626	2002.5
WO-636863	1202		11102	WO-640627	2002.5
WO-636961	0104.1	WO-639971	{1002	WO-640628	2002.5
WO-637042	0104.1		11102	WO-640629	2002.5
WO-637053	0504	WO-639972	(1002	WO-640630	2002.5
WO-637234	1002		11102	WO-640632	2002.1
WO-637235	1002	WO-639973	(1002	WO-640659	2002.5
WO-637236	0102.2		11102	WO-640699	1002
WO-637426	1204.5	WO-639974	(1002	WO-640777	0702.5
WO-637427	1204.5		11102	WO-640778	0702.5
WO-637432	1204.5	WO-639975	(1002	WO-640779	0702.5
WO-637539	1204.3		11102	WO-640782	0702.1
WO-637545	1204.3	WO-639979	0106.6	WO-640783	0702.1
WO-637578	1204.3	WO-639980	0106.6	WO-640784	0702.1
WO-637579	1204.3	WO-639993	0504	WO-640785	0702.1

ORDNANCE AND MANUFACTURERS' PART NUMBER INDEX-Continued

PART NO.	SUBGROUP PART NO.	SUBGROUP PART NO.	SUBGROUP PART NO.	SUBGROUP	
WO-640786	0702.3	WO-642764	0704	WO-646316	0102.1
WO-640885	1311	WO-642765	0704	WO-646421	0105.1
WO-640886	1202	WO-642766	0704	WO-646620	1401
WO-640888	1202	WO-642767	0704	WO-646812	0503
WO-640893	0702.1	WO-642768	0704	WO-646942	1501
WO-640894	0702.1	WO-642769	0704	WO-647008	1401
WO-640942	1204.5	WO-642770	0704	WO-647026	1501
WO-640943	1204.5	WO-642943	1605	WO-647061	1102
WO-640945	1104.1	WO-642944	1605	WO-647062	1102
WO-640959	1104.1	WO-642987	1601.3	WO-647063	1102
WO-640965	1102	WO-643334	0105.1	WO-647071	0105.2
WO-640966	1104.1	WO-643621	0702.3	WO-647072	0105.2
WO-640967	1104.1	WO-643671	1204.1	WO-647078	0102.1
WO-640968	1104.1	WO-643834	0105.5	WO-647089	1401
WO-640969	1104.1	WO-643839	0102.1	WO-647098	1401
WO-640972	1104.1	WO-644122	0800	WO-647099	1401
WO-640973	1104.1	WO-644141	1002	WO-647282	1204.1
WO-640974	1104.1	WO-644142	1002	WO-647286	1204.1
WO-641047	0106.1	WO-644148	1002	WO-647289	1204.1
WO-641049	0105.3	WO-644233	0704	WO-647297	1204.1
WO-641050	0106.6	WO-644316	0702.5	WO-647415	1501
WO-641096	0105.5	WO-644319	0801	WO-647468	0102.1
WO-641281	0105.5	WO-644366	0202	WO-647492	1204.1
WO-641282	0105.5	WO-644542	1105.5	WO-647574	1805
WO-641283	0105.5	WO-644551	0702.3	WO-647592	1204.1
WO-641479	0106.1	WO-644552	0702.3	WO-647606	1204.1
WO-641480	0106.1	WO-645071	1501	WO-647634	1206
WO-641482	0106.1	WO-645072	1501	WO-647635	1206
WO-641483	0106.1	WO-645093	0105.1	WO-648069	1204.1
WO-641484	0106.1	WO-645160	0102.2	WO-648438	0501
WO-641695	0201	WO-645161	0102.2	WO-648439	0501
WO-641742	0106.1	WO-645162	0102.2	WO-648452	0304.5
WO-641768	0104.2	WO-645163	0102.2	WO-648591	0306
WO-641769	(0104.2	WO-645164	0102.2	WO-648674	1204.3
	10105.2	WO-645165	0102.2.....	WO-648766	0108
WO-641770	0104.2	WO-645166	0102.2	WO-648791	0105.2
WO-641771	0104.2	WO-645167	0102.2	WO-648795	0108
WO-641772	0104.2	WO-645168	0102.2	WO-648798	0105.2
WO-641773	0104.2	WO-645169	0102.2	WO-648803	0105.2
WO-641774	0104.2	WO-645170	0102.2	WO-648807	0105.2
WO-641775	0104.2	WO-645171	0102.2	WO-648852	0503
WO-641929	(0202	WO-645539	(0106.6	WO-648865	0106.6
	1206		11204.5	WO-648886	0108
WO-642013	1204.3	WO-645595	0105.3	WO-648927	0610
WO-642014	1204.3	WO-645628	0106.1	WO-648935	0108
WO-642052	1501	WO-645629	0106.1	WO-648974	1204.1
WO-642121	1102	WO-645663	1401	WO-649052	0106.5
WO-642188	0802.3	WO-645702	1501	WO-649219	1401
WO-642189	0802.3	WO-645789	1102	WO-649240	1401
WO-642191	0802.3	WO-645790	1102	WO-649454	(1002
WO-642214	0106.1	WO-645905	0503		11102
WO-642233	0609.1	WO-645980	0702.1	WO-649666	0105.2
WO-642520	0105.5	WO-646073	(0312	WO-649692	0609.1
WO-642623	0202		2002.5	WO-649704	0800
WO-642624	0202	WO-646147	0106.1	WO-649705	1501
WO-642754	0701	WO-646232	0503	WO-649707	0100.2
WO-642758	0704	WO-646238	1311	WO-649708	0101
WO-642759	0704	WO-646239	1311	WO-649709	0105.2

ORDNANCE AND MANUFACTURERS' PART NUMBER INDEX—Continued

PART NO.	SUBGROUP	PART NO.	SUBGROUP	PART NO.	SUBGROUP
WO-649720	0503	WO-670540	1801	WO-673580	1806
WO-649721	0505	WO-670926	1808	WO-673581	1806
WO-649722	0102.1	WO-670929	1808	WO-673586	1806
WO-649726	0608	WO-670953	(1808	WO-673587	1806
WO-649739	0309		12201	WO-673593	1806
WO-649751	0105.1	WO-671829	1800		11703
WO-649769	1006	WO-671960	1806	WO-673597	{ 1804
WO-649770	1006	WO-671961	1806		12201
WO-649771	1006	WO-671962	1806		{ 0609.2
WO-649772	1006	WO-671963	1806	WO-673600	j 1804
WO-649782	1004	WO-671968	2201		11806
WO-649783	1004	WO-671979	2201		{ 1808
WO-649784	1006	WO-672000	1806	WO-673621	(1803.1
WO-649816	{ 0601.1	WO-672012	1806		12101
	10601.3	WO-672016	1806	WO-673622	2202
WO-649817	(0601.1	WO-672592	1803.1	WO-673623	2202
	10601.3	WO-672616	1804	WO 673631	1703
WO-649818	(0601.1	WO-672846	1805	WO-673708	1808
	10601.3	SP-6-73-124	1006	WO-673709	1808
WO-649823	0105.5	WO-673158	2201	WO-673719	2202
WO-649849	0102.1	SP-6-73-218	1201	WO-673771	2201
WO-649859	1204.5	WO-673325	1804	WO-673774	(1806
WO-649865	0401	WO-673339	1804		12201
WO-649869	0401	WO-673344	1504	WO-673775	1806
WO-649873	1311	WO-673349	1504	WO-673777	2201
WO-649874	1311	WO-673371	1806	WO-673782	2201
WO-649875	1311	WO-673387	1806	WO-673791	2201
WO-649878	1311	WO-673408	1806	WO-673794	2201
WO-649936	1311	WO-673415	0306	WO-673797	2201
WO-649937	1311	WO-673420	1504	WO-673803	2201
WO-649938	1311	WO-673436	1703	WO-674004	2201
WO-649995	1401	WO-673438	0612	WO-674078	1808
WO-650482	0312		11703	WO-674080	1808
WO-650483	0312	WO-673456	{ 1804	WO-674081	1808
WO-650484	0312		11806	WO-674086	1808
WO-650684	(0202		(1808	WO-674176	2201
	11206	WO-673457	1808	WO 674230	(1805
WO-663079	1804	WO-673458	1504		11808
WO-663194	1803.1	WO-673468	(1701	WO-674232	1808
WO-663195	1803.1		12101	WO-674267	1804
WO-663336	1808	WO-673472	1808	WO-674316	1805
WO-663428	1803.1	WO-673474	1805		11701
WO-663476	1808	WO-673481	1805		11703
WO-663492	1808	WO-673483	1805	WO-674350	{ 1804
WO-663493	1808	WO-673497	1806		11805
WO-663595	2201	WO-673498	1806		11808
WO-663596	2201	WO-673501	(1803.1		(2101
WO-663597	2201		12101	WO-674364	1805
WO-663858	1701	WO-673504	1806	WO-674365	1805
WO-664418	1504	WO-673511	1806	WO-674408	1805
WO-664595	1806	WO-673528	1806	WO-674418	1806
WO-664933	1806	WO-673553	1804	WO-674425	1806
WO-664934	1806	WO-673557	1806	WO-674426	1806
WO-666197	1800	WO-673561	1806	WO-674427	1806
WO-669118	0101	WO-673562	1806	WO-674598	1805
WO-669904	(0612	WO-673569	2202	WO-674621	2201
	11804	WO-673577	1806	WO-674622	2201
WO-670372	1806	WO-673579	1806	WO-674651	2202

ORDNANCE AND MANUFACTURERS' PART NUMBER INDEX—Continued

PART NO.	SUBGROUP	PART NO.	SUBGROUP	PART NO.	SUBGROUP
WO-674743	1805	WO-680239	1804	WO-680466	1701
WO-674789	2201	WO-680241	1804	WO-680475	1703
WO-674790	2201	WO-680253	0502	WO-680477	0612
WO-674882	1805	WO-680255	0502	WO-680478	0612
WO-674884	1805	WO-680256	0502	WO-680479	0612
	0612	WO-680257	1806	WO-680503	2201
	1701	WO-680266	1804	WO-680505	1804
WO-674898	1703	WO-680270	1703	WO-680506	1805
	1804	WO-680274	0612	WO-680509	1805
	1805	WO-680283	1804	WO-680559	1804
	1808	WO-680284	1804	WO-680561	0612
WO-674910	1805	WO-680291	2101	WO-680565	1804
WO-674919	1805	WO-680292	2101	WO-680566	1804
WO-674927	(1804	WO-680293	1703	WO-680568	1804
	11808	WO-680301	0612	WO-680569	1804
WO-674939	1805	WO-680302	1804	WO-680575	1804
WO-674953	1805	WO-680303	0612	WO-680577	1703
WO-674956	1808	WO-680306	0612	WO-680580	1804
WO-674957	1808	WO-680307	0612	WO-680607	1804
WO-674959	1808	WO-680309	1808	WO-680624	1805
WO-674967	1808	WO-680310	1808	WO-680625	1805
	0105.2	WO-680312	1808	WO-680627	1804
WO-674993	1808	WO-680320	2201	WO-680628	1804
	1812	WO-680330	2201	WO-680629	1804
WO-675071	1808	WO-680333	2201	WO-680630	1804
WO-675137	1806	WO-680334	2201	WO-680631	1805
WO-675141	2101	WO-680340	0612	WO-680632	1804
WO-675206	1808	WO-680351	2201	WO-680633	1804
WO-675567	1805	WO-680371	1804	WO-680634	1804
WO-676729	1812	WO-680372	1804	WO-680637	1800
WO-677149	2202	WO-680381	0612	WO-680641	1804
WO-677150	2202	WO-680382	0612	WO-680664	1703
WO-677153	2202	WO-680398	1804	WO-680679	2101
WO-677277	1804	WO-680399	1805	WO-680686	2201
WO-677412	2201	WO-680402	1804	WO-680687	0612
WO-677417	2201	WO-680403	1701	WO-680750	2202
WO-677418	2201	WO-680404	1808	WO-680751	1804
WO-677712	1804	WO-680406	1804	WO-680752	1804
WO-677786	0612	WO-680409	2101	WO-680768	2202
WO-677836	1806	WO-680416	1804	WO-680769	2201
WO-677927	1701	WO-680420	2101	WO-680787	2202
WO-677928	1701	WO-680427	1804	WO-680819	1808
WO-677963	1808	WO-680430	1804	WO-680821	1804
WO-677999	1808	WO-680437	2201	WO-680822	1804
WO-680001	1701	WO-680439	1804	WO-680935	1703
WO-680002	1701		11701	WO-680936	1703
WO-680003	1805	WO-680445	J1703	WO-680940	2201
WO-680123	0612		11804	WO-680951	1804
WO-680125	1701		1805	WO-680952	1804
WO-680128	1804	WO-680446	(1804	WO-680956	1800
WO-680130	1804		11808	WO-680974	1808
WO-680143	1808	WO-680448	1701	WO-680987	1808
WO-680144	1804	WO-680450	2101	WO-680991	1805
WO-680146	1804	WO-680455	1701	WO-680992	1805
WO-680149	1808	WO-680456	1701	WO-680993	1804
WO-680150	1808	WO-680457	1703	WO-680994	1703
WO-680156	1806	WO-680460	0613.1	WO-681003	1804
WO-680159	1805	WO-680465	1701	WO-681004	1804

ORDNANCE AND MANUFACTURERS' PART NUMBER INDEX—Continued

PART NO.	SUBGROUP	PART NO.	SUBGROUP	PART NO.	SUBGROUP
WO-681005	1804	WO-683013	1812	WO-684560	1800
WO-681006	1804	WO-683023	2201	WO-684565	1701
WO-681026	2202	WO-683024	2201	WO-684566	1701
WO-681037	1804	WO-683029	1812	WO-684569	2101
WO-681039	2101	WO-683107	1808	WO-684570	2101
WO-681080	2202	WO-683310	0502	WO-684577	0501
WO-681161	1806	WO-683517	1701	WO-684720	0612
	11804	WO-683518	1701	WO-684724	0612
WO-681165	1808	WO-683573	1804	WO-684725	0612
	L2201	WO-683574	2101	WO-684726	0612
WO-681166	0612	WO-683575	2101	WO-684727	0612
WO-681167	1805	WO-683576	2101	WO-684728	0612
WO-681181	1804	WO-683828	1504	WO-684729	0612
WO-681184	1804	WO-683850	1812	WO-684730	1804
WO-681189	1806	WO-683852	1504	WO-684731	0612
WO-681190	1504	WO-683864	1808	WO-684732	0612
WO-681192	1808	WO-683909	1805	WO-684810	1804
WO-681206	1806	WO-683911	1808	WO-684834	1804
WO-681207	1806	WO-683912	1812	WO-684845	1808
WO-681233	1703	WO-683913	1812	WO-684914	1804
WO-681261	1808	WO-683937	1804	WO-684915	0501
WO-681263	1703	WO-683955	1804	WO-684917	1804
WO-681264	1808	WO-683982	1812	WO-684918	1804
WO-681266	1808	WO-683991	2201	WO-684937	1812
WO-681268	1804	WO-683992	2201	WO-684940	1812
WO-681272	1808	WO-684004	1805	WO-684949	1812
WO-681273	1808	PR-68-4020	0104.1	WO-684953	1812
WO-681274	(1804	PR-68-4030	0104.1	WO-684957	1812
	1 1808	PR-68-4040	0104.1	WO-684961	1812
WO-681275	(1804	WO-684072	1803.1	WO-684962	1812
	11808	WO-684117	1805	WO-684964	1812
WO-681347	2101	WO-684129	1803.1	WO-684972	1812
WO-681348	2101	WO-684130	1803.1	WO-684973	1812
WO-681406	1804	WO-684131	1803.1	WO-684975	1812
WO-681439	2101	WO-684132	1803.1	WO-684980	2201
WO-681440	1804	WO-684155	1803.1	WO-684988	2201
WO-681443	2101	WO-684177	1806	WO-684996	2201
WO-681444	2101	WO-684184	1806	WO-684999	1812
WO-681455	1804	WO-684185	1806	WO-685000	2201
WO-681456	1804	WO-684189	1804	WO-685056	1804
WO-681457	1804	WO-684190	1804	WO-685071	1804
WO-681458	1804	WO-684192	1805	WO-685077	1808
WO-681512	1804	WO-684239	2201	WO-685143	1806
WO-681671	1808	WO-684241	1804	WO-685149	1806
WO-681672	1808	WO-684246	1805	WO-685154	1806
WO-681758	0612	WO-684248	1805	WO-685158	1806
WO-681786	1804	WO-684249	1806	WO-685174	1504
WO-681955	1808	WO-684250	1806	WO-685257	1805
WO-681956	1808	WO-684253	1804	WO-685262	1806
WO-682074	1504	WO-684258	2201	WO-685277	1808
WO-682169	1701	WO-684278	2201	WO-685285	1806
WO-682197	1805	WO-684285	1701	WO-685286	1806
WO-682637	1804	WO-684290	0502	WO-685290	1806
WO-682803	2201	WO-684295	1808	WO-685299	1808
WO-682884	2201	WO-684296	1808	WO-685361	1812
WO-683000	2201	WO-684501	1701	WO-685362	1504
WO-683003	2201	WO-684538	0502	WO-685363	1504
WO-683009	1805	WO-684555	1804	WO-685366	1812

ORDNANCE AND MANUFACTURERS' PART NUMBER INDEX—Continued

PART NO.	SUBGROUP	PART NO.	SUBGROUP	PART NO.	SUBGROUP
WO-685369	1806	WO-685790	1808	WO-691543	1812
WO-685380	1504	WO-685809	1808	WO-691544	1812
WO-685384	1806	WO-685810	1808	WO-691545	1806
WO-685386	1806	WO-685813	1808	WO-691546	1806
WO-685387	1806	WO-685815	1808	WO-691547	1806
WO-685388	1804	WO-685838	1803.1	WO-691549	1806
	11812	WO-685850	1812	WO-691550	1806
WO-685389	1504	WO-685851	1812	WO-691551	1806
WO-685403	0502	WO-685853	1812	WO-691552	1806
WO-685404	0502	WO-685854	1812	WO-691553	1806
WO-685405	0502	WO-685856	1812	WO-691593	1805
WO-685406	0502	WO-685858	1812	W 0-K700695	1501
WO-685424	1812	WO-685865	2201	RG-078053-9 1/4	1401
WO-685433	1812	WO-685867	1805	TRI-79016-4	2202
WO-685434	1804	WO-685901	1800	WO-800002	0504
WO-685447	1800	WO-685902	2201	WO-800023	1204.1
WO-685449	1806	WO-685904	1812	WO-800044	1313
WO-685451	1812	WO-685910	2201	WO-800048	1501
WO-685452	1812	WO-685911	1808	WO-800051	1503
WO-685453	2201	WO-685912	1808	WO-800068	1004
WO-685456	1804	WO-685913	1808	WO-800078	2101
WO-685467	1806	WO-685914	1808	WO-800079	0700
WO-685468	1804	WO-685928	1812	WO-800093	0102.1
WO-685471	1808	WO-685930	1812	WO-800095	1004
WO-685472	1812	WO-686135	2201	WO-800127	0602
WO-685500	1806	WO-686143	2201	WO-800173	0105.2
WO-685506	1806	WO-686144	2201	WO-800193	0612
WO-685507	1806	WO-686145	2201	WO-800200	0105.2
WO-685513	1806	WO-686146	2201	WO-800213	0610
WO-685514	1806	WO-686152	2201	WO-800226	1703
WO-685517	1806	WO-687079	1806	WO-800293	0503
WO-685521	1806	WO-687255	1806	WO-800337	1503
WO-685525	1806	WO-687682	1804	WO-800338	1503
WO-685527	1812	WO-687869	1806	WO-800347	0304.5
WO-685528	1812	WO-687887	1812	WO-800361	0302.1
WO-685536	2201	WO-687889	1812	WO-800378	0609.1
WO-685537	2201	WO-687912	1812	WO-800390	2101
WO-685539	2201	WO-687914	1812	WO-800391	0617
WO-685540	2201	WO-688119	1812	WO-800392	0617
WO-685544	2201	WO-688231	1701	WO-800393	0607
WO-685545	2201	WO-688232	1701	WO-800417	0105.1
WO-685555	2201	WO-688233	1701		0607
WO-685560	2201	WO-688234	1701		0609.1
WO-685566	1806	WO-688998	1504	WO-800422	0609.2
WO-685567	1806	WO-689016	1504		0613.1
WO-685568	1806	WO-689023	1504		0617
WO-685569	1806	WO-689537	1801	WO-800425	0613.1
WO-685679	1805	WO-691357	1804	WO-800426	0613.1
WO-685709	1812	WO-691358	1804	WO-800451	0607
WO-685716	2201	WO-691393	1806	WO-800452	0607
WO-685721	1804	WO-691394	1806	WO-800467	0613.1
WO-685739	1804	WO-691395	1806	WO-800517	0105.3
WO-685781	1812	WO-691396	1812	WO-800527	1206
WO-685783	1812	WO-691397	1812	WO-800537	2210
WO-685785	1812	WO-691537	1806	WO-800549	0106.6
WO-685786	1808	WO-691539	1806	WO-800550	0105.2
WO-685787	1808	WO-691540	1806	WO-800580	2001.1
WO-685789	51806	WO-691541	1806	WO-800589	0105.2
	1808				

ORDNANCE AND MANUFACTURERS' PART NUMBER INDEX-Continued

PART NO.	SUBGROUP	PART NO.	SUBGROUP	PART NO.	SUBGROUP
WO-800605	1501	WO-801238	0601.1	WO-801566	1401
WO-800699	0612	WO-801243	0613.1	WO-801568	1805
WO-800713	1204.1	WO-801244	1601.1		(0701
WO-800730	1313		11601.3	WO-801660	0801
WO-800737	1401	WO-801245	51601.1		1004
WO-800741	0302.1		11601.3	WO-801661	(1501
WO-800766	2210	WO-801247	50601.1		11504
WO-800781	1501		10601.3	WO401662	1206
WO-800783	0312	WO-801249	0613.1	WO-801663	1206
WO-800798	1311	WO-801250	0613.1	WO-801664	1206
WO-800799	0401	WO-801251	0613.1	WO-801666	1401
WO-800802	2202	WO-801252	0613.1	WO-801682	1503
WO-800803	0312	WO-801263	0306		(0607
WO-800804	0312	WO-801264	1401		0609.1
WO-800809	0100.2	WO-801265	1401	WO-801692	J 0609.2
WO-800817	1503	WO-801266	0306		10611
WO-800818	0804	WO-801279	1401		10613.1
WO-800820	1503	WO-801328	0801		0617
WO-800821	1601.1	WO-801330	0804	WO-801693	0613.1
WO-800823	1601.1	WO-801331	0804	WO-801694	0612
WO-800825	1501	WO-801332	0804	WO-801695	1501
WO-800826	0105.1	WO-801367	50802.7	WO-801697	0612
WO-800827	0105.1		11002	WO-801699	0505
WO-800828	0105.1	WO-801371	0104.1	WO-801707	1311
WO-800829	0105.1	WO-801386	2101	WO-801708	1311
WO-800867	1401	WO-801393	1204.5	WO-801709	1311
WO-800868	1401	WO-801394	1204.5	WO-801728	0501
WO-800876	0607	WO-801422	1401	WO-801730	0704
WO-800885	0504	WO-801423	1401	WO-801731	0704
WO-800896	1204.5	WO-801425	1401	WO-801732	0704
WO-800906	0611	WO-801458	0607	WO-801733	0704
WO-800929	1503		10609.2	WO-801735	1601.3
WO-800952	1204.5		(0607	WO-801736	1601.3
WO-800953	1204.5	WO-801460	0609.2	WO-801759	1004
WO-800978	0304.5		[0613.1	WO-801762	1311
WO-800986	0105.1	WO-801476	0104.1	WO-801766	2001.1
WO-800995	2202	WO-801480	0104.1	WO-801767	2001.1
WO-801000	0101	WO-801492	0104.1	WO-801768	2001.1
WO-801042	0800	WO-801493	0104.1	WO-801770	2001.3
WO-801043	0800	WO-801494	0104.1	WO-801771	2001.3
WO-801045	(1601.1	WO-801495	0104.1	WO-801772	2001.3
	1601.3	WO-801496	0104.1	WO-801773	2001.3
WO-801047	0503	WO-801500	0104.1	WO-801774	2002.1
WO-801048	0504	WO-801502	0104.1	WO-801778	1503
WO-801049	0504	WO-801503	0104.1	WO-801779	1503
WO-801053	0100.2	WO-801504	0104.1	WO-801780	1503
WO-801058	1806	WO-801529	0613.1	WO-801781	1503
WO-801081	0304.5	WO-801531	0617	WO-801782	1503
WO-801084	0304.5	WO-801534	0104.1	WO-801784	1503
WO-801085	0304.5	WO-801535	0104.1	WO-801785	1503
WO-801183	0802.5	WO-801536	0104.1	WO-801786	1503
WO-801186	1401	WO-801538	0104.1	WO-801787	1503
WO-801192	0613.1	WO-801539	0104.1	WO-801790	2210
WO-801193	50613.1	WO-801540	0104.1	WO-801797	0603
	10617	WO-801550	1401		(0612
WO-801194	0613.1	WO-801561	0306	WO-801809	0613.1
WO-801201	50613.1	WO-801562	0306		[2208.1
	10617	WO-801565	1401	WO-801816	1401

ORDNANCE AND MANUFACTURERS' PART NUMBER INDEX-Continued

PART NO.	SUBGROUP	PART NO.	SUBGROUP	PART NO.	SUBGROUP
WO-801819	2210	WO-802608	0309	WO-804766	0100.1
WO-801820	2210	WO-802612	00370094	WO-804782	0613.1
WO-801848	2002.5	WO-802613		WO-804783	0608
WO-801860	0609.1	WO-802634	2210	WO-804784	0608
WO-801868	2001.3	WO-802635	0612	WO-804805	0201
WO-801869	2001.3	WO-802665	0304.5	WO-804812	0103
WO-801899	1313	WO-802765	1503	WO-804821	
WO-801900	1313	WO-802768	1503	WO-804826	1301
WO-801901	1313	WO-802825	1601.1	WO-804873	10061150
WO-801926	1002	WO-802887	1104.1	WO-804975	
WO-801927	1002	WO-802925	0103		11202
WO-801929	1002	WO-802954	1601.1	WO-805003	(0306
WO-801933	0106.2	WO-803202	1401		10603
WO-801937	1204.1	WO-803203	1401	WO-805004	(1804
	(0607	WO-803357	0312		11812
WO-801977	0609.2	WO-803358	(0312	WO-805005	1812
	0613.1		11201	WO-805014	0202
WO-802087	0106.2	WO-804041	2002.5	WO-805015	0202
WO-802088	0801	WO-804201	1204.5	WO-805016	0202
WO-802187	0505	WO-804276	0304.5	WO-805017	0201
WO-802255	2001.1	WO-804277	(0106.5	WO-805129	
WO-802295	0105.2		10304.5	WO-805130	2208.1
WO-802298	1204.5	WO-804289	0103	WO-805238	1204.1
WO-802300	1001	WO-804306	0103	WO-805367	0105.2
WO-802311	0900	WO-804314	0103	WO-805368	0105.2
WO-802314	1006	WO-804319	0610	WO-805374	0105.2
WO-802315	1006	WO-804362	0603	WO-805375	0105.2
WO-802316	1006	WO-804367	0103	WO-805376	0105.2
WO-802319	1006	WO-804373	1804	WO-805377	0105.2
WO-802320	1006	WO-804376	0603	WO-805378	0105.2
WO-802321	1006	WO-804377	0103	WO-805472	0101
WO-802382	2202	WO-804379	0103	WO-805478	0312
WO-802410	0201	WO-804385	1401	WO-805479	0312
WO-802411	0201	WO-804386	1401	WO-805480	0312
WO-802414	0702.5	WO-804387	1401	WO-805483	0312
WO-802428	0609.1	WO-804390	1401	WO-805512	50
WO-802429	0609.1	WO-804391	1401	WO-805513	115031
WO-802430	0609.1	WO-804392	1401	WO-805514	1501
WO-802454	(1601.1	WO-804396	0603	WO-805515	1501
	11601.3	WO-804399	1401	WO-805518	1501
WO-802496	0106.2	WO-804402	0202	WO-805519	1501
WO-802498	1004	WO-804417	0103	WO-805520	1501
WO-802509	1204.5	WO-804418	0103	WO-805522	0100.2
WO-802550	1204.3	WO-804453	1501	WO-805545	0312
WO-802551	1204.3	WO-804484	0106.1	WO-805546	0312
WO-802552	1101	WO-804486	0106.1	WO-805547	0312
WO-802556	1101	WO-804488	0100.2	WO-805548	0312
WO-802557	1102	WO-804535	1401	WO-805552	1501
WO-802558	1102	WO-804611	2002.5	WO-805555	1501
WO-802559	1102	WO-804622	0105.2	WO-805556	1501
WO-802560	1102	WO-804623	0611	WO-805574	0608
WO-802561	1102	WO-804639	0607	WO-805575	1501
WO-802562	1102	WO-804744	0202	WO-805576	1501
WO-802563	1102	WO-804745	0202	WO-805580	(1601.1
WO-802564	1102	WO-804746	0201		11601.3
WO-802576	0105.3	WO-804758	0603	WO-805592	1202
WO-802579	0704	WO-804764	2002.5	WO-805602	1202
WO-802587	0105.1	WO-804765	2002.5	WO-805635	1501

ORDNANCE AND MANUFACTURERS' PART NUMBER INDEX-Continued

PART NO.	SUBGROUP	PART NO.	SUBGROUP	PART NO.	SUBGROUP
WO-805643	1501	WO-806146	0104.1	WO-806435	0304.5
WO-805676	1401	WO-806153	0306	WO-806441	0304.1
WO-805677	1401	WO-806158	0306	WO-806445	0304.5
WO-805715	1501	WO-806162	1204.1	WO-806446	0304.5
WO-805719	1501	WO-806163	1204.5	WO-806447	0304.5
WO-805727	0302.1	WO-806172	0306	WO-806449	0304.5
WO-805728	0312	WO-806184	0306	WO-806450	0607
WO-805730	0101	WO-806185	0304.1	WO-806451	0304.1
WO-805767	0103	WO-806186	0304.5	WO-806515	0106.6
WO-805768	0103	WO-806187	0304.1	WO-806626	0309
WO-805777	1201	WO-806192	0103	WO-806627	0309
WO-805778	1201	WO-806206	0101	WO-806663	
WO-805779	0401	WO-806216	1501	WO-806664	0330*66
WO-805783	1004	WO-806217	1501	WO-806673	0612
WO-805784	1004	WO-806218	1501		11804
WO-805788	1000	WO-806219	1501	WO-806674	1804
WO-805789	1000	WO-806262	0605	WO-806675	0611
WO-805791	1100	WO-806266	0101	WO-806718	2208.1
WO-805815	0106.2	WO-806271	0301	WO-806719	2208.1
WO-805816	0106.6	WO-806279	0101	WO-806721	1204.5
WO-805820	0503	WO-806280	0101	WO-806746	1401
WO-805821	0503	WO-806281	0101	WO-806749	1401
WO-805822	0503	WO-806288	0101	WO-806750	1401
WO-805823	0501	WO-806317	0105.2	WO-806752	1401
WO-805824	0501	WO-806318	0105.2	WO-806764	0505
WO-805825	0501	WO-806320	0105.2	WO-806772	2210
WO-805842	0302.1	WO-806322	0502	WO-806773	2210
WO-805896	0103	WO-806330	0604.1	WO-806776	2210
WO-805905	0306	WO-806333	0312	WO-806832	0610
WO-805912	0309	WO-806334	0312	WO-806857	2210
WO-805913	0309	WO-806335	0312	WO-806876	0100.2
WO-805914	0610	WO-806337	0312	WO-806877	0101
WO-805935	0202	WO-806338	0312	WO-806878	0100.2
WO-806009	2001.3	WO-806339	0312	WO-806879	0100.2
WO-806012	0202	WO-806348	0105.1	WO-806909	1601.1
WO-806024	0802.7	WO-806357	0304.1		1601.3
WO-806025	1201	WO-806359	0304.5	WO-806910	1501
WO-806026	1201	WO-806363	0607	WO-806915	0
WO-806027	1201	WO-806369	1401	WO-806916	0661111
WO-806028	1201	WO-806370	1401	WO-806917	1401
WO-806034	1201	WO-806371	1401	WO-806950	0312
WO-806035	1201	WO-806372	1401	WO-806952	0312
WO-806036	0802.7	WO-806384	0612	WO-806953	0312
WO-806037	0802.5	WO-806388	0612	WO-806968	1601.1
WO-806038	0802.7	WO-806389	0612	WO-806969	1601.3
WO-806044	0800	WO-806393	0611	WO-806991	0106.6
WO-806045	0802.7	WO-806409	0613.1	WO-807005	0101
WO-806064	0304.5	WO-806410	0613.1	WO-807036	0101
WO-806065	0306	WO-806412	0611	WO-807111	0612
WO-806072	0601.3	WO-806413	0613.1	WO-807112	0611
WO-806115	1201	WO-806415	0613.1	WO-807134	0306
WO-806116	1201	WO-806417	0613.1	WO-807154	0617
WO-806117	1201	WO-806419	0304.5	WO-807164	0309
WO-806118	1201	WO-806420	0304.5	WO-807166	0304.5
WO-806141	0306	WO-806424	0201	WO-807176	0312
WO-806143	0104.1	WO-806428	0304.5	WO-807196	0613.1
WO-806144	0104.1	WO-806430	1401	WO-807202	0605
WO-806145	0104.1	WO-806433	0304.5	WO-807203	1204.1

ORDNANCE AND MANUFACTURERS' PART NUMBER INDEX-Continued

PART NO.	SUBGROUP	PART NO.	SUBGROUP	PART NO.	SUBGROUP
WO-807204	1204.1	WO-807695	0802.5	WO-808461	1601.1
WO-807205	0306	WO-807700	0304.5	WO-808462	1601.3
WO-807208	(0202	WO-807706	0106.6	WO-808466	1601.3
	11206	WO-807707	0105.1	WO-808467	1601.1
WO-807266	1002	WO-807708	0105.1	WO-808476	(0100.1
WO-807267	1101	WO-807709	0105.1		10503
WO-807279	(0613.1	WO-807710	0503	WO-808503	0607
	10617	WO-807711	0304.5	WO-808519	0607
WO-807281	1202	WO-807713	0106.5	WO-808565	0607
WO-807282	1202	WO-807719	1501	WO-808566	0607
WO-807283	1202	WO-807737	0605	WO-808567	0610
WO-807284	1202	WO-807738	0605	WO-808568	0607
WO-807292	1202	WO-807739	0605	WO-808569	0607
WO-807311	0607	WO-807762	0103	WO-808595	1311
WO-807325	0306	WO-807767	0802.7	WO-808610	0613.1
WO-807327	(0202	WO-807779	0900'	WO-808622	0607
	11206	WO-807780	0900	WO-808666	0100.1
WO-807328	0202	WO-807781	0900	WO-808668	1605
WO-807329	1206	WO-807784	0900	WO-808672	1605
WO-807330	0306	WO-807787	1501	WO-808678	1605
WO-807331	0306	WO-807801		WO-808693	1605
WO-807342	0105.1	WO-807810	0304.5	WO-808699	1605
WO-807355	0306	WO-807811	0304.5	WO-808703	1605
WO-807356	1204.3	WO-807845	2202	WO-808707	1601.3
WO-807357	1204.3	WO-807846	2202	WO-808708	1601.3
WO-807367	1202	WO-807872	1000	WO-808709	1601.1
WO-807371	1202	WO-807873	1000	WO-808710	1601.1
WO-807374	1202	WO-807874	1100	WO-808713	1605
WO-807375	1202	WO-807875	1100	WO-808714	1605
WO-807377	1202	WO-807889	0103	WO-808716	1605
WO-807378	1202	WO-807892	0802.5	WO-808717	1605
WO-807386	0106.5	WO-807941	0104.2	WO-808769	1311
WO-807390	0106.6	WO-807944	0104.2	WO-808770	1311
WO-807392	0106.6	WO-807947	0104.2	WO-808774	(0613.1
WO-807400	0304.1	WO-807948	0104.2)2202
WO-807411	1204.3	WO-807971	1808	WO-808788	1501
WO-807430	0304.5	WO-808137	(0309	WO-808789	1501
WO-807466	2210		0610	WO-808790	1501
WO-807471	0202	WO-808319	0501	WO-808793	0104.1
WO-807472	1401	WO-808333	0312	WO-808794	0104.1
WO-807473	1401	WO-808359	0106.6	WO-808795	0104.1
WO-807474	1401	WO-808363	0306	WO-808797	0104.1
WO-807475	1401	WO-808364	0306	WO-808798	0104.1
WO-807476	1401	WO-808374	2202	WO-808799	0104.1
WO-807477	1401	WO-808385	0106.1	WO-808858	0702.1
WO-807478	1401	WO-808414	1401	WO-808905	1204.5
WO-807479	1401	WO-808421	0604.1	WO-808906	1601.3
WO-807480	1401	WO-808438	1202	WO-808910	1601.3
WO-807488	0202	WO-808440	1202	WO-808913	2208.1
WO-807495	0304.5	WO-808441	1202	WO-808925	0306
WO-807499	1201	WO-808442	1401	WO-808926	0304.5
WO-807564	1503	WO-808444	1401	WO-808936	0202
WO-807578	1503	WO-808445	0607	WO-808945	1501
WO-807587	1501	WO-808450	1604.1	WO-808969	2101
WO-807690	0900	WO-808451	1604.1	WO-808980	0401
WO-807691	0900	WO-808458	1601.1	WO-808981	0401
WO-807693	1102	WO-808459	1601.3	WO-808988	1601.1
WO-807694	1002	WO-808460	1601.1	WO-808998	0306

ORDNANCE AND MANUFACTURERS' PART NUMBER INDEX-Continued

PART NO.	SUBGROUP	PART NO.	SUBGROUP	PART NO.	SUBGROUP
WO-809021	0104.1	WO-809828	0607	WO-811657	2210
WO-809022	0104.1	WO-809829	0607	WO-811673	1503
WO-809023	0104.1	WO-809830	0607	WO-811687	(0802.5 0802.7
WO-809025	0104.1	WO-809831	0607	WO-811867	0617
WO-809026	0104.1	WO-809832	0607	WO-811890	(1601.1 1601.3
WO-809027	0104.1	WO-809885	0304.1	WO-811900	0617
WO-809045	0104.1	WO-809916	0106.6	WO-811911	0612
WO-809047	0104.1	WO-809959	0611	WO-811913	1605
WO-809048	0104.1	WO-810058	0501	WO-811914	1605
WO-809049	0104.1	WO-810081	1006	WO-812050	0503
WO-809078	1401	WO-810082	1006	WO-812250	0610
WO-809082	1204.1	WO-810085	1006	MAT-8215-22	1601.1
WO-809083	0304.1	WO-810086	1006	MAT-8215-23	1601.1
WO-809084	0106.5	WO-810091	1006	MAT-8215-24	1601.1
WO-809118	1501	WO-810092	1006	MAT-8215-25	(1601.1 11601.3
WO-809119	0501	WO-810095	1006	MAT-8215-26	(1601.1)1601.3
WO-809120	0501	WO-810111	0306	MAT-8215-27	(1601.1)1601.3
WO-809121	1501	WO-810112	0306	MAT-8215-28	(1601.1 11601.3
WO-809126	0306	WO-810197	0613.1	MAT-8216-22	1601.3
WO-809149	1604.1	WO-810198	0613.1	MAT-8216-23	1601.3
WO-809161	1604.1	WO-810284	0610	MAT-8216-24	1601.3
WO-809162	1503	WO-810289	0302.1	MAT-8216-25	1601.3
WO-809173	0611	WO-810491	0304.1	MAT-8216-26	(1601.1 11601.3
WO-809189	1401	WO-810542	(1601.1)1601.3	MAT-8216-27	(1601.1 11601.3
WO-809190	1401			MAT-8216-28	(1601.1 11601.3
WO-809191	1401	WO-810548	0613.1	GM-838263	0302.1
WO-809192	1401	WO-810549	0613.1	AC-855029	0302.1
WO-809200	1401	WO-810557	0312	CC-856464	0702.3
WO-809228	0201	WO-810579	(1601.1)1601.3	CC-856470	0702.3
WO-809236	(1601.1 11601.3	WO-810592	0312	CC-856471	0702.3
WO-809246	0304.5	WO-810607	0900	TRI-86520-1	2202
WO-809251	0610	WO-810822	1201	TRI-86521-3	2202
WO-809260	0613.1	WO-810823	1201	SCI-L8719-32	0617
WO-809261	0613.1	WO-810893	0609.2	TRI-P87350-1J	2202
WO-809304	0103	WO-810894	0609.2	WO-905744	0306
WO-809403	0306	WO-810895	0609.2	WO-905745	0306
WO-809404	0306	WO-811211	2210	WO-905857	1204.5
WO-809429	1201	WO-811243	0607	WO-905858	1204.5
WO-809517	0106.6	WO-811244	0607	WO-906054	0610
WO-809548	1101	WO-811245	0607	WO-906062	0306
WO-809596	1804	WO-811246	0607	WO-906171	1204.1
WO-809624	0615	WO-811285	2210	WO-906263	1501
WO-809626	0601.1	WO-811286	2210	WO-906408	1501
WO-809656	0106.5	WO-811292	0401	WO-906424	1501
WO-809689	0302.1	WO-811293	0401	WO-906638	(0202 11206
WO-809706	(0700 12001.3	WO-811351	1311	WO-906703	1006
WO-809723	1401	WO-811407	1401	WO-906739	1501
WO-809807	(1601.1)1601.3	WO-811417	0306	WO-907147	1501
WO-809816	0610	WO-811418	0306		
WO-809817	0607	WO-811439	0306		
WO-809819	2208.1	WO-811440	0306		
WO-809820	0610	WO-811473	1201		
WO-809821	0607	WO-811475	1201		
WO-809822	0607	WO-811540	0401		
WO-809823	0607	WO-811545	1605		
		WO-811598	1201		
		WO-811645	1204.1		

ORDNANCE AND MANUFACTURERS' PART NUMBER INDEX—Continued

PART NO.	SUBGROUP	PART NO.	SUBGROUP	PART NO.	SUBGROUP
WO-907818	1601.1	AC-1523122	0302.1	DR-1916107	0601.3
WO-907838	1601.1	AC-1523221	0302.1	DR-1916133	0601.3
WO-907878	0101	AC-1523259	0302.1	DR-1916134	0601.3
WO-907879	0105.3	AC-1523664	0302.1	DR-1916135	0601.3
WO-908301	1102	AC-1523802	0302.1	DR-1916137	0601.3
WO-908715	0302.1	AC-1523803	0302.1	DR-1916139	0601.3
WO-908767	0609.1	AC-1523805	0302.1	DR-1916140	0601.3
WO-908768	0609.1	AC-1537096	0302.1	DR-1916141	0601.3
WO-909342	2210	AC-1537195	0302.1	DR-1916143	0601.3
WO-909393	(0103	AC-1537811	0302.1	DR-1916149	0601.3
	11202	AC-1538355	0302.1	DR-1916150	0601.3
WO-909548	1311	AC-1538356	0302.1	DR-1916152	0601.3
WO-909663	1501	AC-1538357	0302.1	DR-1916153	0601.3
GL-918888	0609.1	AC-1538358	0302.1	DR-1916154	0601.3
GL-923121	0609.1	AC-1539810	0302.1	DR-1916155	0601.3
GL-928562	0607	AC-1542836	0304.5	DR-1916157	0601.3
GL-929353	0607	AC-1542837	0304.5	DR-1916158	0601.3
RG-9472-42 %	1401	AC-1542947	0304.5	DR-1916160	0601.3
WO-950984	1808	AC-1543013	0304.5	DR-1916209	0601.3
IHC-103299K1	0609.1	AC-1543018	0304.5	DR-1916211	0601.3
IHC-103305R1	0609.1	AC-1567648	0302.1	DR-1916320	0601.3
DR-1117495	0601.3	AC-1568220	2208.1	DR-1916321	0601.3
CC-1271718	0609.2	AC-1568362	2208.1	DR-1916322	0601.3
CC-1273325	0609.1	AC-1580260	2208.1	DR-1916325	0601.3
CC-1273326	0609.1	AC-1580377	0607	DR-1916413	0601.3
CC-1273357	0609.1	AC-1580677	0607	DR-1916415	0601.3
CC-1273439	0601.1	AC-1580678	0607	DR-1916416	0601.3
CC-1273972	0609.1	AC-1580684	0607	DR-1916417	0601.3
AC-1411094	0302.1	AC-1580690	0607	DR-1916419	0601.3
AC-1501207	0607	AC-1580836	0607	DR 1916541	0601.3
AC-1501244	0607	AC-1580890	0607	DR-1916542	0601.3
AC-1501463	0607	AC-1580891	0607	DR-1916642	0601.3
AC-1501476	0607	AC-1580892	0607	DR-1916643	0601.3
AC-1507429	0607	AC-1581351	2208.1	DR-1916646	0601.3
AC-1507430	0607	AC-1581436	2208.1	DR-1916773	0601.3
AC-1507492	0610	AC-1581449	2208.1	DR-1917894	0601.3
AC-1507502	0607	AC-1582076	0607	DR-1917993	0601.3
AC-1507680	0607	AC-1582077	0607	DR-1918043	0601.3
AC-1507975	0607	AC-1582314	0607	DR-1919234	0601.3
AC-1507980	0610	AC-1582371	0607	DR-1921747	0601.3
AC-1508003	0607	AC-1582372	0607	DR-1921755	0601.3
AC-1512422	0607	AC-1582890	0607	DR-1921760	0601.3
AC-1512423	0610	TI-S159-1864	0605	DR-1921761	0601.3
AC-1512669	0607	UCI-160334-1	0607	DR-1921762	0601.3
AC-1512676	0607	UCI-160334-9	0607	DR-1921764	0601.3
AC-1516860	0607	TD-1729-S227	1201	DR-1921772	0601.3
AC-1517561	0607	AXS-1819SV18/2	0609.2	DR-1921773	0601.3
AC-1517756	0610	SP-18-453-10	2208.1	DR-1922304	0601.3
AC-1517871	0607	DR-1903433	0607	DR-1997856	0607
AC-1521288	0302.1	DR-1904514	0601.3	SP-200121-1	0900
AC-1521906	0302.1	DR-1904516	0601.3	SP-200122-1	0900
AC-1521907	0302.1	DR-1906927	0601.3	SP-200122-2	0900
AC-1521908	0302.1	DR-1913360	0607	SP-22-381-19	0802.5
AC-1521909	0302.1	DR-1913678	0601.3	42-C-16600	2201
AC-1521953	0302.1	DR-1914906	0601.3	5160323	1204.1
AC-1522023	0302.1	DR-1915853	0601.3	5167516	0802.7
AC-1523043	0302.1	DR-1916007	0601.3	5175255	1401
AC-1523120	0302.1	DR-1916106	0601.3		

ORDNANCE AND MANUFACTURERS' PART NUMBER INDEX-Continued

PART NO.	SUBGROUP	PART NO.	SUBGROUP	PART NO.	SUBGROUP
5196397	(1005.5	AC-5592920	0302.1	7032623	0704
)1105.5	AC-5592921	0302.1	7032624	
5214539	(0603	AC-5593181	0302.1	7032625	022.5
)1204.1	AC-5593764	0302.1	7032626	1006
5214776	0804	AC-5594069	0302.1	7032628	1004
5214784	0804	AC-5594260	0302.1	7032629	1101
5229645	2202	5701238	0601.3	7032630	1102
5232404	1311	GL-5932467	0609.1	7032631	1102
5232405	1311	GL-5933064	0609.1	7032632	
5246557	0202	11,-5935713	0609.1	7032633	1102
5246558	0202	GL-5935713	0609.1	7032634	1102
5261672	0302.1	GL-5937374	0609.1		r0802.5
5262210	0501	GL-5938368	0609.1	7032635	0802.7
5276883	0702.1	IL-5939695	0609.1		11002
5291787	0304.5	GL-5939695	0609.1		1102
PC-5292274	0613.1	GL-5939696	0609.1	7036380	0802.7
PC-5292276	0617	IL-5939697	0609.1	7036567	1401
PC-5292376	0612	GL-5939697	0609.1	7036575	0304.1
PC-5293257	0605	IL-5939700	0609.1	7036578	0106.6
5294507	0609.1	GL-5939700	0609.1	7036584	1401
5304050	1202	IL-5939701	0609.1	7036585	1401
5307283	0604.1	GL-5939701	0609.1	7036587	1401
5307289	0900	GL-5939703	0609.1	7036588	1401
5307299	0900	GL-5939705	0609.1	7039934	0106.2
5308275	0603	IL-5939708	0609.1	7044253	1503
5308280	0106.2	GL-5939708	0609.1	7047970	0304.5
5308281	0106.2	GL-5939709	0609.1	7047998	0304.5
5308307	0603	IL-5939710	0609.1		0613.1
5322952	1401	GL-5939710	0609.1	7048736	0401
5327338	2202	IL-5939713	0609.1	7056639	0612
5336400	0304.5	GL-5939713	0609.1		10609.1
5346760	0603	GL-5939715	0609.1	7056708	0613.1
5346762	0603	IL-5939716	0609.1		0617
5346767	0604.1	GL-5939716	0609.1	7056715	0613.1
5346768	0604.1	IL-5939719	0609.1	7058965	2202
5346774	0604.1	GL-5939719	0609.1	7065900	0704
5346775	0604.1	IL-5939730	0609.1	7073209	1503
5346784	0604.1	GL-5939730	0609.1	7073213	1503
5381088	0607	GL-5939750	0607	7099460	2202
AC-5569469	0605	AC-5939764	0607	TD-TI-722-8-333	1201
AC-5590046	0302.1	G1,-5939765	0607	7320642	0609.1
AC-5590460	0302.1	GL-5939768	0607	7320658	0609.1
AC-5590533	0302.1	GL-5939781	0609.1	7324058	0301
AC-5591830	0302.1	GL-5939783	0609.1	7324060	0301
AC-5591860	0302.1	6210568	0609.1	7324833	0612
AC-5592251	0302.1	6245928	0106.2	7324835	0312
AC-5592291	0302.1	SP-6-73-1117	1004	7324840	(0103
AC-5592295	0302.1	7000997	2212		10104.1
AC-5592300	0302.1	7001411	1202	7324841	0201
AC-5592332	0302.1	7001905	0302.1	7324918	1201
AC-5592406	0302.1	7001906	0302.1	7326118	0202
AC-5592409	0302.1	7010695	0302.1	7327479	0304.1
AC-5592835	0302.1	7010699	0302.1	7328291	1311
AC-5592836	0302.1	7016403	0302.1	7328292	1311
AC-5592839	0302.1	UTS-T070D17775	0304.1	7328293	1311
AC-5592893	0302.1	7032605	0304.5	7328294	1311
AC-5592898	0302.1	7032606	1104.1	7328371	1311
AC-5592899	0302.1	7032607	0304.5	7328375	1311
				7328376	1311

ORDNANCE AND MANUFACTURERS' PART NUMBER INDEX-Continued

PART NO.	SUBGROUP	PART NO.	SUBGROUP	PART NO.	SUBGROUP
7329277	0104.1	7353508	0609.1	7371195	(0613.1
7329386	0604.1	7353590	0609.1		12202
7330714	0104.1	7355736	0601.3	7371204	0802.7
7340237	1206	7355830	2208.1	7371210	0801
7343032	1604.1	7355938	0617	7371212	0802.5
7343086	0613.1	7358569	0604.1	7371213	0802.3
7343368	0301	7358618	0607	7371226	0102.1
7346940	1612	7358619	0607	7371227	0102.2
	{0612	7358620	0607	7371229	0102.2
7346945	0613.1	7358621	0607	7371231	0103
	{2208.1	7358623	0607	7371235	0105.1
7346969	0604.1	7358626	0607	7371237	0105.1
7347355	0604.1	7361994	(0312	7371238	0105.1
7347547	0604.1		{2002.5	7371258	0105.2
7347560	0602	7362105	0504	7371264	0106.6
7347568	0603	7362371	1204.1	7371267	0106.6
7347571	0603	7367859	1401	7371268	0106.1
7347572	0603	7368260	0202	7371270	0106.1
7347573	0601.1	7368267	0106.5	7371271	0106.1
7347733	1006	7368702	0607	7371272	0106.5
7348525	2201	7369850	0801	7371275	0106.1
7348567	(1804	7369880	0501	7371278	0106.6
	11805	7369881	0106.2	7371279	0106.1
7348568	0304.5	7369888	0603	7371281	0102.2
7348571	0503	7369889	0603	7371283	0106.6
7348574	0611	7369951	2201	7371286	0106.5
7348578	0604.1	7371009	1204.5	7371311	0615
7348602	1001	7371030	1401	7371337	0202
7348603	1002	7371035	0802.7	7371338	0202
7348604	(1002	7371037	(0800	7371339	0202
	11102		11501	7371340	0202
7348605	1004	7371047	0401	7371342	0202
7348609	1204.3	7371055	(1601.1	7371363	0202
7348610	1204.3		11601.3	7371364	0202
7348611	1201	7371056	1501	7371366	0202
7348759	1006	7371061	(1601.1	7371368	0201
7348762	1006		11601.3	7371371	0802.5
7348763	1006	7371090	(1601.1	7371376	0102.1
7348764	1006		11601.3	7371383	0504
7348765	1006	7371099	0802.7	7371385	0504
7348766	1006	7371102	1002	7371390	0401
7348767	1006	7371103	1001	7371454	0312
7348768	1006	7371105	1004	7371493	0102.2
7348852	1204.3	7371106	1311	7371503	0102.2
7348949	0602	7371108	1004	7371504	0102.2
7350113	0702.3	7371110	1006	7371759	0800
7351052	0704	7371112	1204.3	7372262	2202
7351133	0604.1	7371144	0104.1	7372318	1204.1
7351313	1104.1	7371145	0104.1	7372342	1204.1
7351314	1805	7371146	0104.1	7372343	1204.5
7351315	0309	7371147	0104.1	7372447	0704
7351316	0309	7371159	0105.5	7372448	0704
7351376	1401	7371160	0102.1	7372456	0704
7351395	0202	7371161	0102.1	7372500	0301
7351403	1006	7371188	(0601.1	7372502	0301
7351404	1006		10601.3	7372506	1501
7351413	0105.3	7371193	0312	7372507	1501
7351892	0106.6	7371194	0312	7372511	0301

ORDNANCE AND MANUFACTURERS' PART NUMBER INDEX-Continued

PART NO.	SUBGROUP	PART NO.	SUBGROUP	PART NO.	SUBGROUP
7372512	0301	7372807	0504	7372865	1006
7372513	0301	7372808	0503	7372866	1006
7372514	0301	7372809	0504	7372867	1006
7372517	0301	7372810	0504		{0802.5
7372518	0301	7372814	0504	7372868	{0802.7
7372519	0301	7372816	0505		{1102
7372520	0301	7372818	2101	737286	1006
7372521	0301	7372819	2101		1006
7372522	0301	7372820	210	7372872	1006
7372525	0301	7372822		7372873	0104.1
7372527	0301	7372823	0202	7372874	0104.1
7372528	0301	7372826	0202	7372875	0104.1
7372529	0301	7372827	{0202	7372876	0104.1
7372530	0301		{1206	7372877	070
7372531	0301	7372832	0106.6	7372878	
7372533	0301	7372833	1204.5		10701
7372534	0301	7372834	1204.5	7372879	{0801
7372536	0301	7372835	1204.5		{1004
7372537	0301	7372836	1204.5		40609.2
7372538	0301	7372837	1204.5	7372885	1180
7372539	0301	7372838	1204.3		11806
7372541	0301	7372839	1204.5		{1808
7372542	0301	7372840	1206	7372886	{1701
7372544	0100.2	7372842	1001		{2101
7372545	0100.2	7372843		7372889	2201
7372551	0100.2		1100	7372890	2201
7372554	0304.5	7372844	(1002	7372891	2201
7372557	0106.6		{1102	7372898	2201
7372558	0102.1	7372845	(1002	7373	1006
7372559	0102.1)1102	73731017	1401
7372560	0102.1	7372846	(1002	7373112	
7372564	0102.2		11102	7373115	0802.7
7372565	0102.2	7372847	(1002	7373116	0804
7372566	0102.2		{1102	7373117	0804
7372567	0102.2	7372848	(1002	7373118	0804
7372568	0102.2		{1102	7373119	0804
7372569	0102.2	7372849	(1002	7373121	1002
7372570	0102.2		{1102	7373146	1002
7372571	0102.2	7372850	(1002	7373148	1004
7372572	0102.2		{1102	7373156	0802.5
7372573	0102.2	7372851	(1002	7373157	(0802.5
7372574	0102.2		{1102	7373158	10802.7
7372575	0102.2	7372852	(1002	7373159	0802.7
7372576	0105.5		{1102	7373160	0802.7
7372578	0105.5	7372853	(1002	7373162	0802.7
7372579	0105.5		{1102	7373165	0801
7372585	0105.2	7372854	1002	7373166	0802.5
7372586	0106.1	7372855	(1002	7373166	0802.7
7372587	0106.1		{1102	7373185	0802.5
7372661	0201	7372856	1002	7373188	1004
7372667	0702.5	7372857	1002	7373350	0601.3
7372670	1806	7372858	(1002	7373354	1204.1
7372678	1101		11102	7374746	0601.1
7372679	1102	7372859	1002	7374748	0601.1
7372727	0607	7372860	1002	7374749	0601.1
7372738	0607	7372863	(1002	7374750	0601.1
7372752	0304.5		11102	7374822	0602
7372806	0504	7372864	1006	7374823	0602

ORDNANCE AND MANUFACTURERS' PART NUMBER INDEX-Continued

PART NO.	SUBGROUP	PART NO.	SUBGROUP	PART NO.	SUBGROUP
7374825	0602	7374978	0704	7375081	0800
7374851	0601.1	7374979	0704	7375082	0800
7374852	0601.1	7374980	0704	7375110	0604.1
7374853	0601.1	7374983	1104.1	7375112	0312
7374854	0601.1	7374984	1104.1	7375114	0312
7374855	0601.1	7374985	1104.1	7375128	0304.5
7374856	0601.1	7374986	1104.1	7375129	0312
7374857	0601.1	7374987	1104.1	7375131	0802.1
7374858	0601.1	7374988	1104.1	7375132	0802.1
7374859	0601.1	7374990	0802.5	7375133	0802.3
7374860	0601.1	7374991	0702.3	7375134	0802.3
7374861	0601.1	7374992	0702.3	7375135	0802.3
7374862	0601.1	7374993	0702.3	7375136	1104.1
7374863	0601.1	7374994	0702.3	7375137	1311
7374865	0601.3	7374995	0702.3	7375138	1104.1
7374866	0601.3	7374996	0702.3	7375139	1311
7374878	0604.1	7374998	0702.3	7375142	1311
7374881	0604.1	7374999	0702.3	7375143	1311
7374882	(0604.1	7375000	1601.3	7375144	1311
	10605	7375001	1601.3	7375146	0610
7374885	0604.1	7375005	1601.3	7375153	2002.5
7374886	0601.1	7375006	(1601.1	7375155	1401
7374887	0604.1		11601.3	7375158	1805
7374888	0604.1	7375007	1806	7375163	1808
7374893	0604.1	7375008	1806	7375166	1808
7374894	0604.1	7375012	0306	7375169	1808
7374895	0604.1	7375020	0306	7375170	1805
7374917	0602	7375021	0505	7375174	(0601.1
7374918	0602	7375022	0609.1		10601.3
7374919	0602	7375023	0609.1	7375175	(0601.1
7374920	0602	7375024	0609.1		10601.3
7374921	0602	7375028	0102.1	7375176	1204.1
7374922	0602	7375030	0501	7375177	1401
7374923	0602	7375032	0105.1	7375178	1401
7374924	0602	7375033	0105.1	7375179	1401
7374925	0602	7375034	0105.1	7375180	1401
7374930	0603	7375035	0105.1	7375181	1401
7374938	0603	7375036	0306	7375182	1401
7374940	0603	7375045	1004	7375183	1401
7374943	0602	7375048	1004	7375185	1401
7374944	0602	7375049	1004	7375189	2202
7374945	0602	7375051	0801	7375190	2202
7374960	0602	7375052	0801	7375192	1102
7374961	0602	7375053	0801	7375195	1102
7374964	0602	7375056	0106.2	7375197	1102
7374965	0602	7375057	0106.2	7375301	0603
7374966	0804	7375058	0106.2	7375312	1804
7374967	0804	7375059	0106.2	7375324	2201
7374968	0804	7375060	0106.2	7375328	0601.1
7374969	0704	7375063	0304.5	7375329	0601.1
7374970	0704	7375064	0312	7375330	0601.1
7374971	0704	7375065	(0202	7375336	1401
7374972	0704		11206	7375337	1401
7374973	0704	7375071	(0601.1	7375339	1401
7374974	0704		10601.3	7375341	1401
7374975	0704	7375075	0401	7375347	1401
7374976	0704	7375076	0401	7375348	1401
7374977	0704	7375077	0401	7375349	1401

ORDNANCE AND MANUFACTURERS' PART NUMBER INDEX-Continued

PART NO.	SUBGROUP	PART NO.	SUBGROUP	PART NO.	SUBGROUP
7375350	1808	7410838	1503	7411971	2002.1
7375351	1808	7411069	1204.1	7411972	2002.1
7375353	1808	7411250	0504	7411973	2002.5
7375354	1808	7411646	2001.3	7411974	2002.5
7375355	1808	7411677	2001.3	7411975	2002.5
7375357	0602	7411681	2001.3	7411976	2002.5
7375358	1808	7411685	2001.3	7411977	2002.5
7375371	(0602	7411687	2001.3	7411979	2002.5
	10604.1	7411690	(2001.3	7411980	2002.5
7375372	0604.1		12002.1	7411981	2002.5
7375373	0604.1	7411799	2001.1	7411982	2002.5
7375376	0604.1	7411800	2001.1	7411983	2002.5
7375377	0604.1	7411801	2001.1	7412179	1202
7375378	0604.1	7411802	2001.1	7412437	0601.1
7375381	0302.1	7411803	2001.1	7412438	0601.1
7375382	0302.1	7411804	2001.1	7412442	0611
7375383	0302.1	7411805	2001.1	7412445	1401
7375385	0302.1	7411920	2001.1	7412446	1401
7375388	(0601.1	7411921	2001.1	7412573	0612
	10601.3	7411922	2001.1	7412576	1401
7375389	(0601.1	7411923	2001.1	7412577	1401
	10601.3	7411924	2001.1	7412579	1401
7375392	0312	7411925	2001.1	7412580	1401
7375399	1808	7411926	2001.1	7412583	2210
7375440	1204.1	7411927	2001.1	7412641	0607
7375694	0609.1	7411930	2001.1	7412643	0613.1
7375797	0202	7411931	2001.1	7412783	0609.2
7376248	0106.5	7411932	2001.1	7412959	0301
7376393	0604.1	7411933	2001.1	7412960	0604.1
7376904	0106.6	7411934	2001.1	7413199	0302.1
7376905	1806	7411935	2001.1	7413226	0601.3
7376907	0106.1	7411936	2001.1	7413315	0601.3
7378054	0301	7411937	2001.1	7413317	0601.3
7378081	0301	7411938	2001.1	7413318	0601.3
7378099	0301	7411939	2001.1	7413319	0601.3
7384388	0607	7411940	(2001.1	7416462	1401
7384389	0607		12002.1	7416478	0302.1
7384390	0607	7411941	2001.1	7416485	1006
7384392	0607	7411942	2001.1	7416486	1006
7385244	0607	7411943	2001.1	7416495	0302.1
7385245	0607	7411944	2001.1	7416521	0608
7387807	1311	7411945	2001.1	7416524	1204.1
7388074	0106.6	7411950	2001.3	7417607	1204.1
7388319	(0601.1	7411953	2001.3	7418111	0104.1
	10601.3	7411954	2001.5	7418112	0104.1
7388377	0601.3	7411955	2001.5	7418113	0104.1
7388813	0608	7411956	2001.5	7418114	0104.1
7389566	0610	7411957	2001.5	7418115	0104.1
7389567	0607	7411958	2001.5	7418140	1204.1
7389881	2208.1	7411959	2001.5	7418146	1204.5
7391017	0601.3	7411961	2002.1	7418147	1804
7391018	0601.3	7411962	2002.1	7418148	1804
7409316	1204.1	7411963	2002.1	7418343	0609.1
7409702	2208.1	7411964	2002.1	7418660	1812
7410270	0302.1	7411965	2002.1	7418835	0607
7410836	(0106.5	7411966	2002.1	7520991	1004
	10304.5	7411967	2002.1	7521218	0102.2
7410837	1503	7411970	2002.1	7524309	0602

ORDNANCE AND MANUFACTURERS' PART NUMBER INDEX-Continued

PART NO.	SUBGROUP PART NO.	SUBGROUP	PART NO.	SUBGROUP
7524312	1503..... 7526596	0607	7696491	(0804
7524313	1503..... 7526600	0607		12002.5
7524314	1503..... 7526601	0607	7696494	0802.5
7524315	1503..... 7526940	0605	7696512	1002
7524316	1503..... 7526949	(0605	7696518	1004
	(0607)1201	7696520	1311
	10609.1 7526951	0605	7696521	1311
7524649	0609.2 7526961	0605	7696523	1004
	10611 7528187	0605	7696526	1004
	0613.1 7528193	0605	7697417	2201
	10617 7528197	0605	7697418	2201
7524913	(0607..... 7528200	0605	7697419	0702.5
	10609.2 7529093	0106.2	7697421	0702.5
7524915	0613.1 7529242	0609.1	7697422	0702.5
7524916	0613.1 7529480	0607	7697423	0702.5
7525365	0609.1 7538146	0609.1	7697424	0702.5
7525934	0613.1 7538582	0609.1	7697425	0702.5
7525935	0609.1 7538747	0601.3	7697427	0702.5
7525936	0609.1 7538749	0601.3	7697428	0702.5
7525937	0609.1 7538750	0601.3	7697429	0702.5
7525938	0609.1 7538751	0601.3	7697436	1504
7525939	0609.1 7538753	0601.3	7697439	1504
7525940	0609.1 7538754	0601.3		1703
7525998	0609.1 7538756	0601.3	7697440	1804
7525999	0609.1 7538757	0601.3		2201
7526000	0609.1 7538759	0601.3	7697441	1504
7526001	0609.1 7538760	0601.3	7697446	(1803.1
7526002	0609.1 7538761	0601.3		12101
7526003	0609.1 7538762	0601.3	7697447	1803.1
7526004	0609.1 7538763	0601.3	7697452	1206
7526005	0609.1 7538765	0601.3	7697453	1206
7526007	0609.1 7538767	0601.3	7697454	(0202
7526008	0609.1 7538777	0601.3		11206
7526009	0609.1 7538783	0601.3	7697459	1204.3
7526010	0609.1 7538784	0601.3	7697460	1204.3
7526011	0609.1 7538785	0601.3	7697461	1204.3
7526012	0609.1 7538786	0601.3	7697462	1204.3
7526013	0609.1 7538787	0601.3	7697463	1202
7526014	0609.1 7539125	0302.1	7697464	1202
7526015	0609.1 7539310	1204.1	7697465	1204.1
7526016	0609.1 7539516	0607	7697466	1206
7526017	0609.1 7539517	0607	7697467	0802.7
7526018	0609.1 7539519	0607	7697468	0802.7
7526019	0609.1 7539688	2208.1	7697470	0804
7526020	0609.1 7539689	2208.1	7697471	0700
7526021	0609.1 7540093	1006	7697473	1204.1
7526022	0609.1 7540096	1006	7697476	1204.1
7526023	0609.1 7696350	1401	7697477	1204.1
7526025	0609.1 7696351	1401	7697478	1204.1
7526026	0609.1 7696352	1401	7697483	1703
7526027	0609.1 7696370	1401	7697487	1703
7526028	0609.1 7696371	1401	7697489	1503
7526289	0609.1 7696374	1401	7697490	1503
7526590	0607..... 7696420	0702.5	7697497	1804
7526591	0607..... 7696479	(0802.5	7697499	1806
7526592	0607.....	10802.7	7697501	1806
7526594	0607..... 7696481	0804	7697502	1806
7526595	0607..... 7696482	1004	7697505	1806

ORDNANCE AND MANUFACTURERS' PART NUMBER INDEX-Continued

PART NO.	SUBGROUP	PART NO.	SUBGROUP	PART NO.	SUBGROUP
7697506	1806	7697595	2201	7728854	0607
7697507	1806	7697596	(1601.1	7728856	0610
7697508	1806		11601.3	7729791	0609.1
7697509	1806	7697598	{1601.1	7729792	0609.1
7697510	1806		}1601.3	7729793	0609.1
7697512	1503	7697600	1601.1	7729796	0609.1
7697513	1801	7697601	1601.1	7729797	0609.1
7697514	1801	7697602	{1601.1	7729798	0609.1
7697515	1805		11601.3	7729799	0609.1
7697519	1805	7697606	1002	7729802	0609.1
7697520	1805	7697608	0900	7730893	0613.1
7697521	1805	7697611	0900	7731428	0617
7697522	1805	7697613	0900	7731429	0617
7697523	1805	7697614	0505	7731435	0613.1
7697525	1805	7697855	1201	7732849	0609.2
7697526	1805	7697864	0102.1	7735289	1204.5
7697527	1805	7697870	1501	7735312	1204.3
7697531	1806	7698489	1808	7735833	{1601.1
7697534	1806	7698490	1808		11601.3
7697535	1806	7701013	0108	7735842	1601.1
7697536	1806	7701327	1801	7735843	(1601.1
7697537	1806	7701328	1801		11601.3
7697538	1806	7702465	0900	7741406	0105.5
7697539	1806	7702608	0602	7741407	0105.3
7697546	0702.5	7702645	0602	7741414	0105.5
7697547	0702.5	7702646	0602	7741415	0105.5
	1701	7702665	0602	7741419	0105.5
7697548	1804	7705721	0201	7741420	0105.1
	2101	7706790	0604.1	7741427	0105.5
7697550	2101	7712833	0609.1	7743569	0105.2
7697554	2210		10601.1	7743652	0802.1
7697555	2210	7716562	0601.3	7743751	0104.2
7697561	2210		[0602	7743752	0104.2
7697562	2210	7716690	{0601.1	7743818	0102.1
7697564	0702.1		10601.3	7744319	0105.3
7697566	0702.1	7716895	0613.1	7744324	0106.1
7697567	0702.1	7717021	2001.1	7744331	0106.1
7697568	0702.1	7720495	0613.1	7744332	0106.1
7697569	0702.1	7720853	0613.1	7744333	0106.1
7697570	0702.1	7722333	(0613.1	7744469	0102.1
7697571	0702.1		10617	7744471	0104.2
7697572	0702.1	7722343	0613.1	7744472	{0104.2
7697574	1501	7722367	0613.1		10105.2
7697577	1805	7722368	0613.1	7744473	0102.1
7697578	1805	7723306	0613.1	7760396	2208.1
7697579	1805	7723308	0613.1	7760409	0607
7697581	{1805	7723309	{0613.1	7760412	0607
	11808		10617	7760417	0603
7697588	0503	7723899	0609.1	7760418	0607
	{1703		{0607	7760503	0609.1
	{1803.1	7726804	0609.2	7760504	0609.1
7697591	{1804		[0613.1	7760505	0609.1
	1806	7726808	0607	7760506	0609.1
	1808		0609.2	7760507	0609.1
7697592	{1803.1		0613.1		0607
	12101	7728341	0611		0609.1
7697593	2201	7728788	0608	7760598	0609.2
7697594	2201	7728852	0607		0613.1
		7728853	0607		0617

ORDNANCE AND MANUFACTURERS' PART NUMBER INDEX-Continued

PART NO.	SUBGROUP	PART NO.	SUBGROUP	PART NO.	SUBGROUP
	0609.1	8328066	0603	8328446	1501
7760599	0609.2	8328067	0603	8328448	1503
	0611	8328069	0603	8328449	0605
	0613.1	8328071	0603	8328455	0503
7762605	0613.1	8328076	0604.1	8328456	0503
7762624	0607	8328125	0103	8328457	0503
7762642	0613.1	8328126	0105.1	8328458	0503
	10609A	8328127	0201	8328461	1703
7762687	0613A	8328129	0202	8328463	0101
	0617	8328130	0202	8328464	1804
	0609.1	8328132	0603	8328465	1804
7762750	0613A	8328133	0603	8328468	1804
	0617	8328134	0603	8328469	1703
	10609A	8328135	0603	8328470	1703
7762751	0613.1	8328136	0603	8328471	1703
	0617	8328139	0603	8328472	1703
7765214	0609.1	8328140	0603	8328474	0101
7954230	0607	8328141	0603	8328475	1501
7954231	0610	8328144	0603	8328478	0802.7
7954265	50202	8328252	0613.1	8328479	0802.7
	11206	8328264	1503	8328480	2208.1
7954266	1804	8328265	0201	8328481	2208.1
7954511	0607	8328310	0103	8328483	0103
7954878	0607	8328311	0103	8328484	0103
7954879	0607	8328312	0103	8328486	1806
7971279	0302.1	8328313	0103	8328487	1806
7980860	0604.1	8328371	1311	8328488	1806
7994148	2002.1	8328391	0100.2	8328489	1806
7994190	2001.3	8328393	0100.2	8328490	0501
7994191	2001.1	8328396	0100.1	8328491	0501
7994192	2001.1	8328397	1004	8328492	0501
7994193	2001.1	8328398	1004	8328493	0501
7994194	2001.3	8328405	0106.6	8328495	0900
7994195	2001.1	8328406	0106.6	8328496	0900
7994196	2001.3	8328407	0106.6	8328497	0900
7994197	2001.3	8328408	0106.6	8328498	0900
7994200	2001.1	8328409	0106.6	8328499	0900
7994778	1004	8328410	0106.6	8329517	0105.1
7994785	1004	8328412	1703	8329518	0105.1
7994786	0702.3	8328414	1002	8329519	0105.1
7994912	1102	8328417	1701	8329600	{1601.1
7994913	1102	8328418	1701		11601.3
TRI-82812-41	2202	8328420	1701	8329601	1601.1
8327721	0601.1	8328421	1701	8329602	{1601.1
8328005	1102	8328422	0106.2		11601.3
8328043	0100.2		f1803A	8329605	0604.1
8328046	0103	8328423	(1804	8329606	0304.5
8328047	0103		{2201	8329607	1202
8328048	0103	8328436	{0202	8329608	1202
8328049	0103		11206	8329609	1202
8328056	0603	8328437	0202	8329611	1202
8328057	0603	8328439	0202	8329613	0306
8328058	0603	8328440	0802.5	8329614	0306
8328061	0603	8328441	0309	8329615	0306
8328062	0603	8328442	1204.3	8329616	0306
8328063	0603	8328443	1204.3	8329617	0306
8328064	0603	8328444	1204.3	8329618	0306
8328065	0603	8328445	1204.3	8329619	0306

ORDNANCE AND MANUFACTURERS' PART NUMBER INDEX-Continued

PART NO.	SUBGROUP	PART NO.	SUBGROUP	PART NO.	SUBGROUP
8329621	0306	8329694	0105.1	8329761	0312
8329623	1201	8329695	0105.1	8329762	0312
8329624	{0304.5	8329696	0105.1	8329763	0312
	2202	8329697	0105.1	8329764	0312
8329625	1201	8329698	0105.3	8329765	0312
8329626	1201	8329699	0108	8329766	0312
8329627	1201	8329700	0900	8329767	0312
8329629	1201	8329701	0302.1	8329768	0312
8329630	1201	8329702	0302.1	8329769	0312
8329632	1201	8329703	0302.1	8329770	0312
8329633	1201	8329704	0302.1	8329771	0301
8329634	0304.5	8329705	0302.1	8329772	0301
8329636	0304.5	8329706	0302.1	8329773	0301
8329637	0304.5	8329707	0302.1	8329774	0301
8329638	0304.5	8329708	0302.1	8329775	0306
8329639	0304.5	8329709	0302.1	8329777	0306
8329640	0304.5	8329710	0105.2	8329778	0306
8329641	0304.5	8329711	0105.2	8329779	1804
8329642	0304.1	8329712	0105.2	8329781	0306
8329643	0304.1	8329713	0105.2	8329782	0306
8329644	0304.1	8329714	0105.2	8329783	0306
8329645	0304.5	8329715	0105.2	8329784	0604.1
8329646	0304.1	8329716	0105.2	8329785	0604.1
8329647	0304.1	8329717	0105.2	8329786	0604.1
8329648	0304.1	8329718	0105.2	8329787	0604.1
8329649	1601.1	8329719	0105.2	8329825	0301
8329650	1808	8329720	0105.2	8329826	0301
8329651	1804	8329721	0105.2	8329828	0301
8329652	1804	8329723	1401	8329830	0301
8329653	1804	8329724	1401	8329831	0301
8329654	1808	8329725	1401	8329832	0301
8329655	1808	8329726	1401	8329833	0301
8329656	1804	8329727	1401	8329834	0301
8329658	1804	8329728	1401	8329835	0301
8329659	1804	8329729	1401	8329836	0301
8329662	0613.1	8329730	1401	8329837	0301
8329663	0612	8329731	1311	8329850	1101
8329664	0612	8329732	1311	8329852	{1002
8329665	0612	8329733	1805		}1102
8329666	0612	8329734	1808	8329853	0701
8329668	1204.1	8329735	1805	8329854	1100
8329669	1401	8329736	0013.1		0105.1
8329674	0802.5	8329738	0605	8329873	10702.1
8329675	0101	8329739	0401		0702.5
8329676	0101	8329740	0603		0704
8329677	0101	8329741	1401	8329889	2002.5
8329678	0101	8329742	1401	8329966	0503
8329679	0101	8329743	1401	8329975	2101
8329680	0101	8329744	1401	8329976	2101
8329683	0106.5	8329746	1401	8329977	2101
8329684	0106.5	8329747	1401	8329978	1601.1
8329686	Q610	8329748	1401	8329979	2101
8329687	0610	8329750	0108	8329982	1808
8329688	0611	8329751	0108	8329983	1808
8329689	0611	8329754	2201		0105.2
8329690	0611	8329756	1804	8329984	f 1808
8329691	0105.1	8329759	0312		1812
8329693	0105.1	8329760	0312	8329985	0613.1

ORDNANCE AND MANUFACTURERS' PART NUMBER INDEX-Continued

PART NO.	SUBGROUP PART NO.		SUBGROUP PART NO.		SUBGROUP
8329987	1808	8332063	0612	8333280	0610
8329988	(1804	8332065	1804	8333281	0613.1
)1808	8332071	0100.1	8333282	0613.1
8329991	1808	8332072	0202	8333283	0900
8329992	1000	8332074	1503	8333284	1201
8329993	0800	8332076	2202	8333285	1601.1
8329994	0704	8332077	(0309	8333286	1601.1
8329996	2202		10610	8333287	(1601.1
8329997	2202	8332078	0602		11601.3
8330073	0105.2	8332080	0302.1	8333288	1601.3
8330124	0304.1	8332083	1204.1	8333289	1604.1
8330125	0304.1	8332084	0304.5	8333290	1604.1
8330126	0304.1	8332085	0106.5	8333291	1605
8330127	0304.1	8332124	2001.3	8333292	1605
8330128	0304.1	8332226	0601.1	8333293	1605
8330129	0304.1	8332277	0306	8333294	1605
8330225	0105.2	8332473	0502	8333295	1605
8330238	2202	8332474	1401	8333296	1605
8330239	0103	8332475	1401	8333297	1605
8330271	0106.2	8332476	1401	8333298	1605
8330272	0106.6	8332513	1806	8333299	1605
8330507	1601.1	8332514	(0700	8333364	0312
8330508	1601.3		12001.3	8333365	0312
8330509	1601.1	8332515	1401	8333378	1311
8330510	1601.1	8332516	1401	8333425	1605
8330511	1601.3	8332517	1401	8333426	2210
8330512	1604.1	8332518	0611	8333427	2210
8330513	1604.1	8332519	1311	8333428	2210
8330745	0104.2	8332520	0301	8333429	2210
8330746	0104.2	8332521	0302.1	8333722	0306
8330747	0104.2	8332522	0601.1	8333767	1601.1
8330748	0104.2	8332524	0610	8333800	1601.3
8330945	1805	8332529	(1601.1	8344313	1601.3
8330946	0306		11601.3	8357724	0605
8330947	0312	8332530	0106.6	8376209	0617
8330948	(0312	8332534	0302.1	8376244	0702.3
	11201	8332535	0302.1	8376245	0702.3
8330950	1504	8332549	1401	8376246	0702.3
8331232	1601.1	8332550	1401	8376374	0607
8331234	1601.1	8332551	1401	8376375	2208.1
8331235	1601.1	8332552	1401	8376377	0607
8331236	1601.3	8332553	1401	8376378	0607
8331237	1601.3	8332556	0304.5	8376379	0607
8331238	1601.3	8332574	1804	8376380	0607
8331239	1601.3	8332675	0304.1	8376619	0607
8331246	0106.1	8332677	0611	8386439	2210
8331730	0702.5	8332928	(1601.1	8386440	2210
8331732	0702.3		11601.3	8387940	(0202
8331733	0702.3	8333019	1601.1		11206
8331793	(0802.5	8333061	0900	8392985	1804
	10802.7		1311	8393045	0202
8331831	2101	8333106	(1601.1	8393046	1501
8331874	1204.1	8333138)1601.3.	8393048	1401
8331932	0106.6	8333257	0613.1	8393055	1401
8331933	0306	8333259	(1601.1	8393066	1701
8331954	1805		11601.3	8393069	0612
8332058	1101	8333278	0401	8393076	0612
8332060	0503	8333279	0401	8393078	0304.5

ORDNANCE AND MANUFACTURERS' PART NUMBER INDEX-Continued

PART NO.	SUBGROUP	PART NO.	SUBGROUP	PART NO.	SUBGROUP
8393084	0104.1	8673521	1100	8677293	1501
8393090	0602	8673949	0702.1	8677294	1102
8393091	0602	8673952	0106.1	8677295	1102
8393092	0602	8673956	0106.1	8677296	0105.2
8393093	0602	8673965	0503	8677304	1204.1
8393094	0602	8673967	1204.1	8677314	1805
8393095	0602	8673968	1501	8677315	2201
8393107	0612	8673988	1806		10612
8393111	1311	8673998	1800		1701
8393194	1804	8673999	(0612	8677317	1703
8393195	0612		1 1804		1804
8393196	0612	8676953	(1808		1805
8393197	0612		2201		11808
8393198	1701	8676956	1800	8677333	1401
8393199	0612		1703	8677344	1204.5
8393202	0612		11804	8677345	1204.5
8393203	1804	8676969	1805	8677346	1401
8393204	1804		11808	8677394	0612
8293205	1703		12101	8677400	1703
8393223	0612	8676970	1806	8677401	1808
8393224	1808	8676975	1313	8677402	1804
8393225	1808	8676979	1503	8677403	1804
8393226	1703	8676987	1401	8677416	1501
8393228	1804	8677008	0103	8677419	1501
8393332	2101	8677013	1002	8677420	1501
8672285	0602	8677015	0104.2	8677421	1501
8672286	0602	8677020	1401	8677426	1204.5
8673315	1311	8677028	0304.5	8677428	1501
8673316	1206	8677029	0104.1	8677429	1501
8673318	0617	8677030	0104.1	8677431	0613.1
8673345	1808	8677031	0104.1	8677432	0304.5
8673350	0601.1	8677035	1401	8677436	•2210
8673354	0101	8677040	(1501	8677437	0101
8673356	0304.5		/1504	8677448	1805
8673357	0304.5	8677053	0201	8677498	0105.2
8673359	2210	8677054	1204.5	8677499	0105.2
8673366	1206	8677058	0104.1	8677500	1501
8673368	1401	8677059	0613.1	8677501	0312
8673384	1501	8677061	1401	8677502	0312
8673393	0104.2	8677065	1503	8677503	1501
8673397	1206	8677069	2210	8677504	1501
8673464	1002	8677073	1313	8677505	1501
8673467	1501	8677074	1313	8677507	0309
8673471	0602	8677075	1313	8677508	0309
8673473	1204.5	8677076	1002	8677509	0802.7
8673474	1204.5	8677079	1006	8677510	0802.5
8673476	0102.1	8677080	1006	8677512	0104.1
8673477	1501	8677256	1806	8677517	1501
8673482	1206	8677259	1504	8677519	1401
8673489	1806	8677261	0612	8677520	0613.1
8673507	1501	8677266	2202	8677521	0304.5
8673512	1006	8677275	0202	8677523	0304.5
8673513	0609.1	8677281	1104.1	8677525	0309
8673515	1501	8677283	1501	8677526	1501
8673516	0900	8677287	1002	8677533	1401
8673517	0900	8677288	1002	8677534	1501
8673518	1501	8677289	1501	8677537	0105.1
8673520	1000	8677291	1501	8677538	0304.5

ORDNANCE AND MANUFACTURERS' PART NUMBER INDEX-Continued

PART NO.	SUBGROUP	PART NO.	SUBGROUP	PART NO.	SUBGROUP
8677539	0900	8677636	0612	SCI-10-40813-5	0613.1
8677545	0612	8677639	1804	SCI-10-42222-2S	0601.1
8677546	1808	8677641	0612	17-T-1745-60	{0609.1
8677551	0612	8677644	0108		0611
8677552	1804	8677648	1501	10613.1	
8677554	0612	8677649	1501	SP-2-62-3-2122X	0900
8677557	1804	8677650	1501	44-T-5080-10	1204.5
8677558	1804	8677658	1504	44-T-5080-15	2202
8677559	1804	8679542	0105.2	SCI-60-42613-5S	0613.1
8677565	2202	8679978	1006	SCI-60-42622-2S	0613.1
8677566	2101	8680526	1804	SCI-60-42622-22P	0613.1
8677577	1100	8680884	1800	SHA-9805-20-00	0607
8677578	1501	8680895	0312	SCI-10-40822-54	0613.1
8677579	1501	8720570	0302.1	SCI-10-40828-51	0617
8677588	1805	BX-904616-K6	1202	15-C-2165-170	{0611
8677594	1804	9407716	0609.2	0613.1	
8677596	0612	9409097	(1806	15-C-2165-200	0613.1
8677598	1703		11812	15-C-2165-250	0613.1
8677599	1804	9409098	1806	22W-1631-110	0804
8677600	2101	9409102	1601.1	SP-2-60-20-1519X	0900
8677601	1808			1601.3	SP-2-60-20-1519
8677605	0502		11812	SP-2-60-20-3505X	0900
8677606	1805		12201	SP-402-94622-1	0802.3
8677608	1805	9409103	1206	42-C-14761-10	2001.1
8677609	1701	9409106	1703	51A-1562-255	0612
8677616	1202	9409107	(0611	TI-C57901-2600	0605
8677617	1202		11804	SCI-60-36028-51S	0617
8677618	1204.5	9409110	(0609.1	SCI-60-36030-51S	0617
8677619	0304.5		12202	SCI-60-36397-28	0617
8677620	0105.2	9409113	1504	SCI-60-42628-51S	0613.1
8677622	0101	9409115	1701	SCI-60-37005-131	0613.1
8677623	0101	9409116	1204.1	SCI-60-37005-221	0613.1
8677625	0503	WH-100-23123	0304.5	SCI-60-37005-281	{0613.1
8677628	1401	WH-103-40004	0304.5	10617	
8677629	1804	WH-103-60002	0106.5	RG-TL142002-447/441	1401
8677630	1805				

ORDNANCE STOCK NUMBER INDEX

This index includes one type of stock number - the SNL-prefix type (G758-8329600). These numbers are each arranged numerically by types. H-, J-, and K-group numbers are not included generally in this index because they refer to standard items which may appear in various groups or already have a common application in the supply system and are not necessarily peculiar within an index of this kind.

STOCK NO.	SUBGROUP	STOCK NO.	SUBGROUP	STOCK NO.	SUBGROUP
G067-0905540	0609.1		(0607	G262-7353590	0609.1
G067-1500270	0302.1	G244-7726808	0609.2	G262-7416495	0302.1
G067-1501920	0302.1		(0613.1	G501-5262210	0501
G085-3004220	0301	G244-7729791	0609.1	G502-0180653	2202
G085-3004900	0301	G244-7729793	0609.1	G502-0389787	2202
G085-3005020	0301	G244-7729796	0609.1	G502-0482430	2202
G085-5307299	0900	G244-7729797	0609.1	G502-5327338	2202
G085-7735289	1204.5	G244-7729802	0609.1	G502-5346760	0603
G085-7735312	1204.3		(0607	G502-7324058	0301
G102-0101396	0103		10609.1	G502-7324060	0301
G102-5175255	1401	G244-7760598	0609.2	G502-7329386	0604.1
G102-5214759	0302.1		10613.1	G502-7350113	0702.3
G102-5214761	0302.1		(0617	G502-7702665	0602
G102-5292984	0302.1	G244-7762605	0613.1	G503-0169093	0304.1
G102-5322952	1401	G251-7320642	0609.1	G503-0194022	0105.1
G104-5246558	0202	G251-7525938	0609.1		(0105.1
G104-6184238	0302.1	G251-7525939	0609.1	G503-0194032	j 0702.1
G116-0400060	0604.1	G251-7526005	0609.1		10702.5
G136-7376248	0106.5	G251-7526007	0609.1		(0704
G136-7376393	0604.1	G251-7526026	0609.1	G503-5214776	0804
G147-0389807	0302.1	G251-7526028	0609.1	G503-5214784	0804
G160-7372262	2202	G251-7722343	0613.1	G503-5246557	0202
G160-7980860	0604.1	G251-7729799	0609.1	G503-5261672	0302.1
G162-1449805	0609.1	G251-7762642	0613.1	G503-5281457	0301
G176-5276883	0702.1	G251-7762751	0613.1	G503-5293029	0301
G179-5308280	0106.2	G252-7056639	0612	G503-5307289	0900
G179-8331730	0702.5		0607	G503-5381088	0607
G179-8331732	0702.3		10609.1	G503-7036567	1401
G179-8331733	0702.3	G252-7524649	j 0609.2	G503-7036575	0304.1
G184-5229645	2202		10611	G503-7036578	0106.6
G200-7412573	0612		10613.1	G503-7036584	1401
G226-5214739	0302.1		(0617	G503-7036585	1401
G226-5214746	0302.1	G252-7525934	0613.1	G503-7036587	1401
G244-7524913	(0607		(0609.1	G503-7036588	1401
	10609.2		0613.1	G503-7044253	1503
	(0601.1	G256-7762687	0613.1	G503-7073209	1503
G244-7716562	0601.3		(0617	G503-7073213	1503
	(0602	G256-7762750	0613.1	G503-7099460	2202
	0613.1		L0617	G503-7324833	0612
G244-7716895	0613.1	G256-7762751	(0609.1	G503-7324835	031
G244-7720495	0613.1		10617	G503-7324840	
G244-7723306	0613.1	G258-8376209	0617		10104.1
G244-7723308	0613.1	G260-7358618	0607	G503-7324841	0201
G244-7723899	0609.1	G260-7388319	(0601.1	G503-7324918	1201
	10607		10601.3	G503-7326118	0202
G244-7726804	0609.2	G260-7526001	0609.1	G503-7327479	0304.1
	(0613.1	G260-7526289	0609.1	G503-7329277	0104.1
		G260-7765214	0609.1	G503-7330714	0104.1

ORDNANCE STOCK NUMBER INDEX-Continued

STOCK NO.	SUBGROUP	STOCK NO.	SUBGROUP	STOCK NO.	SUBGROUP
G503-7340237	1206	G503-7371238	0105.1	G503-7373165	0802.5
G503-7343032	1604.1	G503-7371258	0105.2	G503-7373166	0802.7
G503-7343086	0613.1	G503-7371264	0106.6	G503-7373185	0802.5
G503-7343368	0301	G503-7371267	0106.6	G503-7373188	1004
G503-7348852	1204.3	G503-7371268	0106.1	G503-7375440	1204.1
G503-7351395	0202	G503-7371270	0106.1	G503-7375797	0202
G503-7361994	10312	G503-7371271	0106.1	G503-7378054	0301
	12002.5	G503-7371272	0106.5	G503-7378081	0301
G503-7362105	0504	G503-7371275	0106.1	G503-7378099	0301
G503-7362371	1204.1	G503-7371278	0106.6	G503-7387807	1311
G503-7367859	1401	G503-7371279	0106.1	G503-7388074	0106.6
G503-7368260	0202	G503-7371281	0102.2	G503-7416462	1401
G503-7368267	0106.5	G503-7371283	0106.6	G503-7416485	1006
G503-7371009	1204.5	G503-7371286	0106.5	G503-7416486	1006
G503-7371030	1401	G503-7371311	0615	G503-7417607	1204.1
G503-7371035	0802.7	G503-7371337	0202	G503-7418660	1812
G503-7371037	(0800	G503-7371338	0202	G503-7520991	1004
	11501	G503-7371339	0202	G503-7521218	0102.2
G503-7371047	0401	G503-7371340	0202	G503-7524312	1503
G503-7371055	(1601.1	G503-7371342	0202	G503-7524313	1503
) 1601.3	G503-7371363	0202	G503-7524315	1503
G503-7371056	1501	G503-7371364	0202	G503-7540093	1006
G503-7371061	(1601.1	G503-7371366	0202	G503-7540096	1006
	11601.3	G503-7371368	0201	G503-7696350	1401
G503-7371090	(1601.1	G503-7371371	0802.5	G503-7696351	1401
	11601.3	G503-7371376	0102.1	G503-7696352	1401
G503-7371099	0802.7	G503-7371383	0504	G503-7696370	1401
G503-7371102	1002	G503-7371385	0504	G503-7696371	1401
G503-7371103	1001	G503-7371390	0401	G503-7696374	1401
G503-7371105	1004	G503-7371454	0312	G503-7696479	1(00880022.75
G503-7371106	1311	G503-7371493	0102.2		
G503-7371108	1004	G503-7371503	0102.2	G503-7696481	0804
G503-7371110	1006	G503-7371504	0102.2	G503-7696482	1004
G503-7371112	1204.3	G503-7371759	0800	G503-7696491	(0804
G503-7371144	0104.1	G503-7372318	1204.1		12002.5
G503-7371145	0104.1	G503-7372342	1204.1	G503-7696494	0802.5
G503-7371146	0104.1	G503-7372343	1204.5	G503-7696512	1002
G503-7371147	0104.1	G503-7372447	0704	G503-7696518	11004
G503-7371159	0105.5	G503-7372448	0704	G503-7696520	
G503-7371160	0102.1	G503-7372456	0704	G503-7696521	1311
G503-7371161	0102.1	G503-7373108	1006	G503-7696523	1004
G503-7371188	(0601.1	G503-7373111	1401	G503-7696526	1004
	10601.3	G503-7373112	0804	G503-7697855	1201
G503-7371193	0312	G503-7373115	0802.7	G503-7697864	0102.1
G503-7371194	0312	G503-7373116	0804	G503-7697870	1501
G503-7371195	(0613.1	G503-7373117	0804	G503-7698489	1808
	12202	G503-7373118	0804	G503-7698490	1808
G503-7371204	0802.7	G503-7373119	0804	G503-7701013	0108
G503-7371210	0801	G503-7373121	1002	G503-7701327	1801
G503-7371212	0802.5	G503-7373146	1002	G503-7701328	1801
G503-7371213	0802.3	G503-7373148	1004	G503-7702465	0900
G503-7371226	0102.1	G503-7373156	0802.5	G503-7706790	0604.1
G503-7371227	0102.2	G503-7373157	(0802.5	G503-7735833	(1601.1
G503-7371229	0102.2		10802.7		11601.3
G503-7371231	0103	G503-7373158	0802.7	G503-7735842	1601.1
G503-7371235	0105.1	G503-7373159	0802.7	G503-7735843	(1601.1
G503-7371237	0105.1	G503-7373160	0802.7		11601.3
		G503-7373162	0801	G503-7741406	0105.5

ORDNANCE STOCK NUMBER INDEX-Continued

STOCK NO.	SUBGROUP	STOCK NO.	SUBGROUP	STOCK NO.	SUBGROUP
G503-7741407	0105.3	G518-0389792	1202	G740-7348604	{1002
G503-7741414	0105.5	G518-5304050	1202		11102
G503-7741415	0105.5	G518-7000997	2202	G740-7348605	1004
G503-7741419	0105.5	G518-7001411	1202	G740-7348609	1204.3
G503-7741420	0105.1	G529-7412179	1202	G740-7348610	1204.3
G503-7741427	0105.5	G592-7722333	(0613.1	G740-7348611	1201
G503-7743569	0105.2		10617	G740-7348759	1006
G503-7743652	0802.1	G592-7723309	(0613.1	G740-7348762	1006
G503-7743751	0104.2		1 0617	G740-7348763	1006
G503-7743752	0104.2	G592-7731428	0617	G740-7348764	1006
G503-7743818	0102.1	G671-7001905	0302.1	G740-7348765	1006
G503-7744319	0105.3	G671-7001906	0302.1	G740-7348766	1006
G503-7744324	0106.1	G716-5293056	0301	G740-7348767	1006
G503-7744331	0106.1	G716-7347355	0604.1	G740-7348768	1006
G503-7744332	0106.1	G716-7411250	0504	G740-7351313	1104.1
G503-7744333	0106.1	G716-8329517	0105.1	G740-7351314	1805
G503-7744469	0102.1	G716-8329518	0105.1	G740-7351315	0309
G503-7744471	0104.2	G716-8329519	0105.1	G740-7351316	0309
G503-7744472	(0104.2	G716-8329694	0105.1	G740-7351376	1401
	10105.2	G716-8329966	0503	G740-7351403	1006
G503-7744473	0102.1	G716-8673476	0102.1	G740-7351404	1006
G503-8387940	(0202	G732-5214750	0302.1	G740-7351413	0105.3
	11206	G740-5336400	0304.5	G740-7369850	0801
G503-8393055	1401	G740-7032605	0304.5	G740-7369880	0501
G505-0682454	0609.1	G740-7032606	1104.1	G740-7369881	0106.2
G505-5346736	0301	G740-7032607	0304.5	G740-7369951	2201
G505-8376245	0702.3	G740-7032623	0704	G740-7372448	0704
G505-8376246	0702.3	G740-7032624	0704	G740-7372500	0301
G506-7538146	0609.1	G740-7032625	1204.5	G740-7372502	0301
G506-7538582	0609.1	G740-7032626	1006	G740-7372506	1501
G507-5293063	0301	G740-7032628	1004	G740-7372507	1501
G507-5307283	0604.1	G740-7032629	1101	G740-7372511	0301
G507-5308275	0603	G740-7032630	1102	G740-7372512	0301
G507-5308307	0603	G740-7032631	1102	G740-7372513	0301
G507-5312057	0301	G740-7032632	1102	G740-7372514	0301
G507-5346738	0301	G740-7032633	1102	G740-7372517	0301
G507-5346767	0604.1	G740-7032634	1102	G740-7372518	0301
G507-5346768	0604.1	G740-7047970	0304.5	G740-7372519	0301
G507-5346774	0604.1	G740-7047998	(0304.5	G740-7372520	0301
G507-5346775	0604.1		10613.1	G740-7372521	0301
G507-5346784	0604.1	G740-7048736	0401	G740-7372522	0301
G507-6245928	0106.2	G740-7065900	0704	G740-7372525	0301
G507-7410270	0302.1	G740-7346940	0612	G740-7372527	0301
G507-7702608	0602		10612	G740-7372528	0301
G507-7702645	0602	G740-7346945	0613.1	G740-7372529	0301
G507-7702646	0602		0613.1	G740-7372530	0301
G508-5160323	1204.1		{2208.1	G740-7372531	0301
G508-5214539	{0603	G740-7347733	1006	G740-7372532	0301
	11204.1	G740-7348525	2201	G740-7372533	0301
G508-5214752	0302.1	G740-7348567	(1804	G740-7372534	0301
G508-5214889	0302.1		11805	G740-7372536	0301
G508-5214987	0302.1	G740-7348568	0304.1	G740-7372537	0301
G508-5293034	0301	G740-7348571	0503	G740-7372538	0301
G509-0389511	0106.2	G740-7348574	0611	G740-7372539	0301
G509-5308281	0106.2	G740-7348578	0604.1	G740-7372541	0301
G509-7016403	0302.1	G740-7348602	1001	G740-7372542	0301
G509-7058965	2202	G740-7348603	1002	G740-7372544	0100.2
G509-7529093	0106.2			G740-7372545	0100.2
				G740-7372551	0100.2
				G740-7372554	0304.5

ORDNANCE STOCK NUMBER INDEX-Continued

STOCK NO.	SUBGROUP	STOCK NO.	SUBGROUP	STOCK NO.	SUBGROUP
G740-7372557	0106.6	G740-7372846	(1002	G740-7374967	0804
0740-7372558	0102.1		11102	G740-7374968	0804
0740-7372559	0102.1	G740-7372847	(1002	G740-7374969	0704
G740-7372560	0102.1		11102	G740-7374970	0704
0740-7372564	0102.2	0740-7372848	11002	G740-7374971	0704
G740-7372565	0102.2		11102	G740-7374972	0704
G740-7372566	0102.2	G740-7372849	(1002	G740-7374973	0704
G740-7372567	0102.2		11102	G740-7374974	0704
G740-7372568	0102.2	G740-7372850	(1002	G740-7374975	0704
G740-7372569	0102.2		11102	G740-7374976	0704
G740-7372570	0102.2	G740-7372851	(1002	G740-7374977	0704
0740-7372571	0102.2		11102	G740-7374978	0704
G740-7372572	0102.2	G740-7372852	(1002	G740-7374979	0704
G740-7372573	0102.2		11102	G740-7371980	0704
G740-7372574	0102.2	G740-7372853	(1002	G740-7374983	1104.1
G740-7372575	0102.2		11102	0740-7374984	1104.1
G740-7372576	0105.5	G740-7372854	1002	G740-7374985	1104.1
G740-7372578	0105.5	G740-7372855	(1002	G740-7374986	1104.1
0740-7372579	0105.5		11102	0740-7374987	1104.1
G740-7372585	0105.2	G740-7372856	1002	G740-7374990	0802.5
G740-7372586	0106.1	G740-7372857	1002	G740-7374991	0702.3
G740-7372587	0106.1	G740-7372858	(1002	G740-7374992	0702.3
0740-7372661	0201		11102	0740-7374993	0702.3
G740-7372667	0702.5	G740-7372859		G740-7374994	0702.3
G740-7372670	1806	G740-7372860	1100022	G740-7374995	0702.3
0740-7372678	1101	G740-7372863	(1002	G740-7374996	0702.3
G740-7372679	1102		11102	G740-7374998	0702.3
G740-7372806	0504	G740-7372864	1006	0740-7374999	0702.3
G740-7372807	0504	G740-7372865	1006	G740-7375000	1601.3
G740-7372808	0503	G740-7372866	1006	G740-7375001	1601.3
G740-7372809	0504	G740-7372867	1006	G740-7375005	1601.3
G740-7372810	0504		0802.5	G740-7375006	(1601.1
0740-7372816	0505	G740-7372868	0802.7		11601.3
G740-7372818	2101		11102	G740-7375007	1806
G740-7372819	2101	G740-7372869	1006	G740-7375008	1806
G740-7372820	2101	G740-7372870	1006	G740-7375012	0306
0740-7372822	0202	G740-7372872	1006	G740-7375020	0306
G740-7372823	0202	G740-7372873	0104.1	G740-7375021	0505
0740-7372826	0202	G740-7372874	0104.1	G740-7375022	0609.1
0740-7372827	(0202	G740-7372875	0104.1	G740-7375023	0609.1
	11206	G740-7372876	0104.1	G740-7375024	0609.1
G740-7372832	0106.6	G740-7372877	0701	G740-7375028	0102.1
G740-7372833	1204.5	G740-7372878	0800	G740-7375030	0501
G740-7372834	1204.5		10701	G740-7375032	0105.1
G740-7372835	1204.5	G740-7372879	0801	G740-7375033	0105.1
0740-7372836	1204.5		11004	G740-7375034	0105.1
G740-7372837	1204.5		0609.2	G740-7375035	0105.1
0740-7372838	1204.3		1804	G740-7375036	0306
0740-7372839	1204.5	G740-7372885	1805	G740-7375045	1004
G740-7372840	1206		1806	G740-7375048	1004
0740-7372842	1001		11808	G740-7375049	1004
0740-7372843	(1002	G740-7372886	(1701	G740-7375051	0801
	11102		12101	G740-7375052	0801
0740-7372844	(1002	G740-7372889	2201	G740-7375053	0801
	11102	G740-7372890	2201	G740-7375056	0106.2
0740-7372845	(1002	G740-7372891	2201	G740-7375057	0106.2
	11102	G740-7372898	2201	G740-7375058	0106.2
	11102	G740-7374966	0804	G740-7375059	0106.2
				0740-7375060	0106.2

ORDNANCE STOCK NUMBER INDEX-Continued

STOCK NO.	SUBGROUP	STOCK NO.	SUBGROUP	STOCK NO.	SUBGROUP
G740-7375063	0304.5	G740-7375337	1401	G740-7411927	2001.1
G740-7375064	0312	G740-7375339	1401	G740-7411930	2001.1
G740-7375065	(0202	G740-7375341	1401	G740-7411931	2001.1
	11206	G740-7375347	1401	G740-7411932	2001.1
G740-7375071	(0601.1	G740-7375348	1401	G740-7411933	2001.1
	10601.3	G740-7375349	1401	G740-7411934	2001.1
G740-7375075	0401	G740-7375350	1808	G740-7411935	2001.1
G740-7375076	0401	G740-7375351	1808	G740-7411936	2001.1
G740-7375077	0401	G740-7375353	1808	G740-7411937	2001.1
G740-7375081	0800	G740-7375354	1808	G740-7411938	2001.1
G740-7375082	0800	G740-7375355	1808	G740-7411939	2001.1
G740-7375110	0604.1	G740-7375357	0602	G740-7411940	(2001.1
G740-7375112	0312	G740-7375358	1808		12002.1
G740-7375114	0312	G740-7375371	(0602	G740-7411941	2001.1
G740-7375128	0304.5)0604.1	G740-7411942	2001.1
G740-7375129	0312	G740-7375372	0604.1	G740-7411943	2001.1
G740-7375131	0802.1	G740-7375373	0604.1	G740-7411944	2001.1
G740-7375132	0802.1	G740-7375376	0604.1	G740-7411945	2001.1
G740-7375133	0802.3	G740-7375377	0604.1	G740-7411950	2001.3
G740-7375134	0802.3	G740-7375378	0604.1	G740-7411953	2001.3
G740-7375135	0802.3	G740-7375381	0302.1	G740-7411954	2001.5
G740-7375136	1104.1	G740-7375382	0302.1	G740-7411955	2001.5
G740-7375137	1311	G740-7375383	0302.1	G740-7411956	2001.5
G740-7375138	1104.1	G740-7375385	0302.1	G740-7411957	2001.5
G740-7375139	1311	G740-7375388	(0601.1	G740-7411958	2001.5
G740-7375142	1311)0601.3	G740-7411959	2001.5
G740-7375143	1311	G740-7375389	(0601.1	G740-7411961	2002.1
G740-7375144	1311		10601.3	G740-7411962	2002.1
G740-7375146	0610	G740-7375392	0312	G740-7411963	2002.1
G740-7375153	2002.5	G740-7375399	1808	G740-7411964	2002.1
G740-7375155	1401	G740-7376904	0106.6	G740-7411965	2002.1
G740-7375158	1805	G740-7376905	1806	G740-7411966	2002.1
G740-7375163	1808	G740-7376907	0106.1	G740-7411967	2002.1
G740-7375166	1808	G740-7410836	(0106.5	G740-7411970	2002.1
G740-7375169	1808)0304.5	G740-7411971	2002.1
G740-7375170	1805	G740-7410837	1503	G740-7411972	2002.1
G740-7375174	(0601.1	G740-7410838	1503	G740-7411973	2002.5
	10601.3	G740-7411646	2001.3	G740-7411974	2002.5
G740-7375175	(0601.1	G740-7411677	2001.3	G740-7411975	2002.5
	10601.3	G740-7411681	2001.3	G740-7411976	2002.5
G740-7375176	1204.1	G740-7411685	2001.3	G740-7411977	2002.5
G740-7375177	1401	G740-7411687	2001.3	G740-7411979	2002.5
G740-7375178	1401	G740-7411690	(2001.3	G740-7411980	2002.5
G740-7375179	1401)2002.1	G740-7411981	2002.5
G740-7375180	1401	G740-7411799	2001.1	G740-7411982	2002.5
G740-7375181	1401	G740-7411800	2001.1	G740-7411983	2002.5
G740-7375182	1401	G740-7411801	2001.1	G740-7412437	0601.1
G740-7375183	1401	G740-7411802	2001.1	G740-7412438	0601.1
G740-7375189	2202	G740-7411803	2001.1	G740-7412442	0611
G740-7375190	2202	G740-7411804	2001.1	G740-7412445	1401
G740-7375192	1102	G740-7411805	2001.1	G740-7412446	1401
G740-7375195	1102	G740-7411920	2001.1	G740-7412576	1401
G740-7375197	1102	G740-7411921	2001.1	G740-7412577	1401
G740-7375301	0603	G740-7411922	2001.1	G740-7412579	1401
G740-7375312	1804	G740-7411923	2001.1	G740-7412580	1401
G740-7375324	2201	G740-7411924	2001.1	G740-7412583	2210
G740-7375330	0601.1	G740-7411925	2001.1	G740-7412641	0607
G740-7375336	1401	G740-7411926	2001.1	G740-7412643	0613.1

ORDNANCE STOCK NUMBER INDEX-Continued

STOCK NO.	SUBGROUP	STOCK NO.	SUBGROUP	STOCK NO.	SUBGROUP
G740-7412959	0301	G740-7697499	1806	G740-7697596	(1601.1
G740-7412960	0604.1	G740-7697501	1806) 1601.3
G740-7416478	0302.1	G740-7697502	1806	G740-7697598	(1601.1
G740-7416521	0608	G740-7697505	1806		1601.3
G740-7416524	1204.1	G740-7697506	1806	G740-7697600	1601.1
G740-7418140	1204.1	G740-7697507	1806	G740-7697601	1601.1
G740-7418146	1204.5	G740-7697508	1806	G740-7697602	(1601.1
G740-7418147	1804	G740-7697509	1806) 1601.3
G740-7418148	1804	G740-7697510	1806	G740-7697606	1002
G740-7418343	0609.1	G740-7697512	1503	G740-7697608	0900
G740-7418835	0607	G740-7697513	1801	G740-7697611	0900
G740-7524316	1503	G740-7697514	1801	G740-7697613	0900
G740-7539310	1204.1	G740-7697515	(1804	G740-7697614	0505
G740-7697418	2201		11805	G740-7716654	0601.1
G740-7697419	0702.5	G740-7697519	1805	G740-7731429	0617
G740-7697420	0702.5	G740-7697520	1805	G740-7760417	0603
G740-7697421	0702.5	G740-7697521	1805	G740-7994190	2001.3
G740-7697422	0702.5	G740-7697522	1805	G740-7994194	2001.3
G740-7697423	0702.5	G740-7697523	1805	G740-7994778	1004
G740-7697424	0702.5	G740-7697525	1805	G740-8328043	0100.2
G740-7697425	0702.5	G740-7697526 - - - -	1805	G740-8328046	0103
G740-7697427	0702.5	G740-7697527	(1804	G740-8328047	0103
G740-7697428	0702.5		11805	G740-8328048	0103
G740-7697429	0702.5	G740-7697534	1806	G740-8328049 - - - -	0103
G740-7697436	1504	G740-7697535	1806	G740-8328125	0103
G740-7697439	1504	G740-7697536	1806	G740-8328126	0105.1
	[1703	G740-7697537	1806	G740-8328127	0201
G740-7697440	1804	G740-7697538	1806	G740-8328129	0202
	[2201	G740-7697539	1806	G740-8328130	0202
G740-7697441	1504	G740-7697546	0702.5	G740-8328132	0603
G740-7697446	(1893.1	G740-7697547	0702.5	G740-8328133	0603
)2101		11701	G740-8328134	0603
G740-7697447	1803.1	G740-7697548	1804	G740-8328135	0603
G740-7697452	1206		[2101	G740-8328136	0603
G740-7697453	1206	G740-7697554	2210	G740-8328139	0603
G740-7697454	(0202	G740-7697555	2210	G740-8328140	0603
)1206	G740-7697561	2210	G740-8328141	0603
G740-7697459	1204.3	G740-7697562	2210	G740-8328144	0603
G740-7697460	1204.3	G740-7697564	0702.1	G740-8328264	1503
G740-7697461	1204.3	G740-7697566	0702.1	G740-8328265	0201
G740-7697462	1204.3	G740-7697567	0702.1	G740-8328310	0103
G740-7697463	1202	G740-7697568	0702.1	G740-8328311	0103
G740-7697464	1202	G740-7697569	0702.1	G740-8328312	0103
G740-7697465	1204.1	G740-7697570	0702.1	G740-8328313	0103
G740-7697466	1206	G740-7697571	0702.1	G740-8329889	2002.5
G740-7697467	0802.7	G740-7697572	0702.1	G740-8330745	0104.2
G740-7697468	0802.7	G740-7697574	1501	G740-8330746	0104.2
G740-7697470	0804	G740-7697577	1805	G740-8330747	0104.2
G740-7697471	0700	G740-7697578	1805	G740-8330748	0104.2
G740-7697473	1204.1	G740-7697579	1805	G740-8332072	0202
G740-7697476	1204.1	G740-7697581	(1805	G740-8376244	0702.3
G740-7697477	1204.1		11808	G741-5214758	0302.1
G740-7697478	1204.1	G740-7697588	0503	G741-5293030	0301
G740-7697483	1703	G740-7697592	(1803.1	G741-5346762	0603
G740-7697487	1703)2101	G741-6170220	0302.1
G740-7697489	1503	G740-7697593	2201	G741-7010695	0302.1
G740-7697490	1503	G740-7697594	2201	G741-7346969	0604.1
G740-7697497	1804	G740-7697595	2201	G741-7347547	0604.1

ORDNANCE STOCK NUMBER INDEX-Continued

STOCK NO.	SUBGROUP	STOCK NO.	SUBGROUP	STOCK NO.	SUBGROUP
G741-7347560	0602	G741-7374945	0602	G742-7526601	0607
G741-7347568	0603	G741-7374960	0602	G742-7529242	0609.1
G741-7347571	0603	G741-7374961	0602	G742-7538749	0601.3
G741-7347572	0603	G741-7374964	0602	G742-7538750	0601.3
G741-7347573	0601.1	G741-7374965	0602	G742-7538751	0601.3
G741-7348949	0602	G741-7412783	0609.2	G742-7538753	0601.3
G741-7351052	0704	G741-7413199	0302.1	G742-7538754	0601.3
G741-7351133	0604.1	G741-7413315	0601.3	G742-7538756	0601.3
G741-7355736	0601.3	G741-7413317	0601.3	G742-7538757	0601.3
G741-7369888	0603	G741-7413318	0601.3	G742-7538759	0601.3
G741-7369889	0603	G741-7413319	0601.3	G742-7538760	0601.3
G741-7374746	0601.1	G741-7524309	0602	G742-7538761	0601.3
G741-7374748	4641.1	G741-7526592	0607	G742-7538762	0601.2
G741-7374749	0601.1	G741-7526594	0607	G742-7538763	0601.3
G741-7374750	0601.1	G741-7526595	0607	G742-7538765	0601.3
G741-7374822	0602	G741-7526596	0607	G742-7538767	0601.3
G741-7374823	0602	G741-7526600	0607	G742-7538777	0601.3
G741-7374825	0602	G741-7705721	0201	G742-7538783	0601.3
G741-7374851	0601.1	G741-7722367	0613.1	G742-7538784	0601.3
G741-7374852	0601.1	G741-7722368	0613.1	G742-7538785	0601.3
G741-7374853	0601.1	G741-7760504	0609.1	G742-7538786	0601.3
G741-7374854	0601.1	G741-8327721	0601.1	G742-7538787	0601.3
G741-7374855	0601.1	G741-8328056	0603	G742-7539125	0302.1
G741-7374856	0601.1	G741-8328057	0603	G742-7539516	0607
G741-7374857	0601.1	G741-8328058	0603	G742-7539517	0607
G741-7374858	0601.1	G741-8328061	0603	G742-7539519	0607
G741-7374859	0601.1	G741-8328062	0603	G742-7539541	0609.1
G741-7374860	0601.1	G741-8328063	0603	G742-7539688	2208.1
G741-7374861	0601.1	G741-8328064	0603	G742-7539689	2208.1
G741-7374862	0601.1	G741-8328065	0603	G742-7716690	0601.3
G741-7374863	0601.1	G741-8328066	0603		
G741-7374865	0601.3	G741-8328067	0603	G742-7728341	0611
G741-7374866	0601.3	G741-8328069	0603	G742-7728788	0608
G741-7374878	0604.1	G741-8328071	0603	G742-7728852	0607
G741-7374881	0604.1	G741-8328076	0644.1	G742-7728853	4607
G741-7374882	0604.1	G741-8332226	0601.1	G742-7728854	0607
	0605	G741-8332556	0304.5	G742-7728856	0610
G741-7374885	0604.1	G742-5167516	0802.7	G742-7730893	0613.1
G741-7374886	0601.1	G742-5701238	0601.3	G742-7731435	0613.1
G741-7374887	0604.1	G742-7372727	0607	G742-7760396	2208.1
G741-7374888	0604.1	G742-7372738	0607	G742-7760409	0607
G741-7374893	0604.1	G742-7372752	0304.5	G742-7760412	0607
G741-7374894	0604.1	G742-7373350	0601.3	G742-7760418	0607
G741-7374895	0604.1	G742-7373354	1204.1	G742-7760503	0609.1
G741-7374917	0602	G742-7384388	0607	G742-7954230	0607
G741-7374918	0602	G742-7384389	0607	G742-7954231	0610
G741-7374919	0602	G742-7384392	0607	G742-7954511	0607
G741-7374920	0602	G742-7388813	0608	G742-8376374	0607
G741-7374921	0602	G742-7389566	0610	G742-8376375	2208.1
G741-7374922	0602	G742-7389567	0607	C742-8376377	0607
G741-7374923	0602	G742-7391017	0601.3	G744-7355830	2208.1
G741-7374924	0602	G742-7391018	0601.3	G744-7375694	0609.1
G741-7374925	0602	G742-7525365	0609.1	G744-7389881	2208.1
G741-7374930	0603	G742-7525936	0609.1	G744-7409316	1204.1
G741-7374938	0603	G742-7525937	0609.1	G744-7409702	2208.1
G741-7374940	0603	G742-7525940	0609.1	G744-7411069	1204.1
G741-7374943	0602	G742-7526023	0609.1	G744-7712833	0609.1
G741-7374944	0602	G742-7526591	0607	G744-8333722	0306

ORDNANCE STOCK NUMBER INDEX-Continued

STOCK NO.	SUBGROUP	STOCK NO.	SUBGROUP	STOCK NO.	SUBGROUP
G747-7328291	1311	G758-8328469	1703	G758-8329642	0304.1
G747-7328292	1311	G758-8328470	1703	G758-8329643	0304.1
G747-7328371	1311	G758-8328471	1703	G758-8329644	0304.1
G747-7328375	1311	G758-8328472	1703	G758-8329645	0304.5
G747-7328376	1311	G758-8328474	0101	G758-8329646	0304.1
G747-7355938	0617	G758-8328475	1501	G758-8329647	0304.1
G749-5291787	0304.5	G758-8328478	0802.7	G758-8329648	0304.1
G749-5294507	0609.1	G758-8328479	0802.7	G758-8329649	1601.1
G749-6246309	0304.5	G758-8328480	2208.1	G758-8329650	1808
G749-7039934	0106.2	G758-8328481	2208.1	G758-8329651	1804
G749-7358619	0607	G758-8328483	0103	G758-8329652	1804
G749-7368702	0607	G758-8328484	0103	G758-8329653	1804
G749-7526002	0609.1	G758-8328486	1806	G758-8329654	1808
G758-7010699	0302.1	G758-8328487	1806	G758-8329655	1808
G758-7351892	0106.6	G758-8328488	1806	G758-8329656	1804
G758-7358569	0604.1	G758-8328489	1806	G758-8329658	1804
G758-7971279	0302.1	G758-8328490	0501	G758-8329659	1804
G758-7994148	2002.1	G758-8328491	0501	G758-8329662	0613.1
G758-8328005	1102	G758-8328492	0501	G758-8329663	0612
G758-8328391	0100.2	G758-8328495	0900	G758-8329664	0612
G758-8328393	0100.2	G758-8328496	0900	G758-8329665	0612
G758-8328396	0100.1	G758-8328497 - - - -	0900	G758-8329666 - - - - -	0612
G758-8328397	1004	G758-8328498	0900	G758-8329668	1204.1
G758-8328398	1004	G758-8328499	0900	G758-8329674	0802.5
G758-8328405	0106.6	G758-8329600	(1601.1	G758-8329675	0101
G758-8328406	0106.6)1601.3	G758-8329676	0101
G758-8328407	0106.6	G758-8329601	1601.1	G758-8329677	0101
G758-8328408	0106.6	G758-8329602	(1601.1	G758-8329678	0101
G758-8328409	0106.6)1601.3	G758-8329679	0101
G758-8328410	0106.6	G758-8329603 - - - -	1601.3	G758-8329680	0101
G758-8328414	1002	G758-8329605	0604.1	G758-8329683	0106.5
G758-8328417	1701	G758-8329606	0304.5	G758-8329684	0106.5
G758-8328418	1701	G758-8329607	1202	G758-8329686	0610
G758-8328420	1701	G758-8329608	1202	G758-8329687	0610
G758-8328421	1701	G758-8329609	1202	G758-8329688	0611
G758-8328422	0106.2	G758-8329611 - - - -	1202	G758-8329689	0611
G758-8328436	(0202	G758-8329613	0303	G758-8329690	0611
	1206	G758-8329614 - - - -	0306	G758-8329691	0105.1
G758-8328437	0202	G758-8329615	0306	G758-8329693	0105.1
G758-8328439	0202	G758-8329616	0306	G758-8329694	0105.1
G758-8328440	0802.5	G758-8329617	0306	G758-8329695	0105.1
G758-8328441	0309	G758-8329618	0306	G758-8329696	0105.1
G758-8328442	1204.3	G758-8329619	0306	G758-8329697	0105.1
G758-8328443	1204.3	G758-8329621	0306	G758-8329698	0105.3
G758-8328444	1204.3	G758-8329623	1201	G758-8329699	0108
G758-8328445	1204.3	G758-8329626	1201	G758-8329700	0900
G758-8328446	1501	G758-8329627	1201	G758-8329701	0302.1
G758-8328448	1503	G758-8329629	1201	G758-8329702	0302.1
G758-8328449	0605	G758-8329630	1201	G758-8329703	0302.1
G758-8328455	0503	G758-8329632	1201	G758-8329704	0302.1
G758-8328456	0503	G758-8329633	1201	G758-8329705 - - - - -	0302.1
G758-8328457	0503	G758-8329634	0304.5	G758-8329706	0302.1
G758-8328458	0503	G758-8329636	0304.5	G758-8329707	0302.1
G758-8328461	1703	G758-8329637	0304.5	G758-8329708	0302.1
G758-8328463	0101	G758-8329638	0304.5	G758-8329709	0302.1
G758-8328464	1804	G758-8329639	0304.5	G758-8329710	0105.2
G758-8328465	1804	G758-8329640	0304.5	G758-8329711	0105.2
G758-8328468	1804	G758-8329641	0304.5	G758-8329712	0105.2

ORDNANCE STOCK NUMBER INDEX—Continued

STOCK NO.	SUBGROUP	STOCK NO.	SUBGROUP	STOCK NO.	SUBGROUP
G758-8329713	0105.2	G758-8329783	0306	G758-8330948	(031
G758-8329714	0105.2	G758-8329784	0604.1		
G758-8329715	0105.2	G758-8329785	0604.1	G758-8330950	1504
G758-8329716	0105.2	G758-8329786	0604.1	G758-8331232	1601.1
G758-8329717	0105.2	G758-8329787	0604.1	G758-8331234	1601.1
G758-8329718	0105.2	G758-8329825	0301	G758-8331235	1601.1
G758-8329719	0105.2	G758-8329826	0301	G758-8331236	1601.3
G758-8329720	0105.2	G758-8329828	0301	G758-8331237	1601.3
G758-8329721	0105.2	G758-8329830	0301	G758-8331238	1601.3
G758-8329723	1401	G758-8329831	0301	G758-8331239	1601.3
G758-8329724	1401	G758-8329832	0301	G758-8331246	0106.1
G758-8329725	1401	G758-8329833	0301	G758-8331793	(0802.5
G758-8329726	1401	G758-8329834	0301		0802.7
G758-8329727	1401	G758-8329835	0301	G758-8331831	2101
G758-8329728	1401	G758-8329836	0301	G758-8331874	1204.1
G758-8329729	1401	G758-8329837	0301	G758-8331932	0106.6
G758-8329730	1401	G758-8329850	1101	G758-8331933	0306
G758-8329732	1311	G758-8329853	0701	G758-8331954	1805
G758-8329733	1805	G758-8329854	1100	G758-8332058	1101
G758-8329734	1808	G758-8329975	2101	G758-8332060	0503
G758-8329735	1805	G758-8329976	2101	G758-8332065	1804
G758-8329736	0613.1	G758-8329977	2101	G758-8332071	0100.1
G758-8329738	0605	G758-8329978	1601.1	G758-8332074	1503
G758-8329739	0401	G758-8329979	2101	G758-8332076	2202
G758-8329740	0603	G758-8329982	1808	G758-8332077	(0399
G758-8329741	1401	G758-8329983	1808		0610
G758-8329742	1401	G758-8329984	(1808	G758-8332078	0602
G758-8329743	1401		1812	G758-8332080	0302.
G758-8329744	1401	G758-8329985	0613.1	G758-8332083	
G758-8329746	1401	G758-8329987	1808	G758-8332084	0304.5
G758-8329747	1401	G758-8329988	(1804	G758-8332085	0106.5
G758-8329748	1401		1808	G758-8332124	2001.3
G758-8329750	0108	G758-8329992	1000	G758-8332473	0502
G758-8329751	0108	G758-8329993	0800	G758-8332474	1401
G758-8329754	2201	G758-8329994	0704	G758-8332475	11440011
G758-8329756	1804	G758-8329996	2202	G758-8332476	
G758-8329759	0312	G758-8329997	2202	G758-8332513	1806
G758-8329760	0312	G758-8330073	0105.2	G758-8332514	(0700
G758-8329761	0312	G758-8330124	0304.1		12001.3
G758-8329762	0312	G758-8330125	0304.1	G758-8332515	1401
G758-8329763	0312	G758-8330126	0304.1	G758-8332516	1401
G758-8329764	0312	G758-8330127	0304.1	G758-8332517	1401
G758-8329765	0312	G758-8330128	0304.1	G758-8332518	0611
G758-8329766	0312	G758-8330129	0304.1	G758-8332519	1311
G758-8329767	0312	G758-8330225	0105.2	G758-8332520	0301
G758-8329768	0312	G758-8330238	2202	G758-8332521	0302.1
G758-8329769	0312	G758-8330239	0103	G758-8332522	0601.1
G758-8329770	0312	G758-8330271	0106.2	G758-8332524	0610
G758-8329771	0301	G758-8330272	0106.6	G758-8332529	(1601.1
G758-8329772	0301	G758-8330507	1601.1		11601.3
G758-8329773	0301	G758-8330508	1601.3	G758-8332530	0106.6
G758-8329774	0301	G758-8330509	1601.1	G758-8332534	0302.1
G758-8329775	0306	G758-8330510	1601.1	G758-8332535	0302.1
G758-8329777	0306	G758-8330511	1601.3	G758-8332549	1401
G758-8329778	0306	G758-8330512	1604.1	G758-8332550	1401
G758-8329779	1804	G758-8330513	1604.1	G758-8332551	1401
G758-8329781	0306	G758-8330946	0306	G758-8332552	1401
G758-8329782	0306	G758-8330947	0312	G758-8332553	1401

ORDNANCE STOCK NUMBER INDEX—Continued

STOCK NO.	SUBGROUP	STOCK NO.	SUBGROUP	STOCK NO.	SUBGROUP
G758-8332574	1804	G758-8333284	1201	G758-8333425	1605
G758-8332675	0304.1	G758-8333285	160L1	G758-8333426	2210
G758-8332677	0611	G758-8333286	1601.1	G758-8333427	2210
G758-8332928	(1504	G758-8333287	(1601.1	G758-8333428	2210
) 1601.3		11601.3	G758-8333429	2210
G758-8333019	1601.1	G758-8333288	1601.3	G758-8333767	1601.1
G758-8333061	0900	G758-8333289	1604.1	G758-8333800 - - - - -	1601.3
G758-8333106	1311	G758-8333290	1604.1	G758-8376378	0607
G758-8333138	(1601.1	G758-8333291	1605	G758-8376379	0607
	11601.3	G758-8333292	1605	G758-8376380	0607
G758-8333259	(1601.1	G758-8333293	1605	G758-8386439	2210
	11601.3	G758-8333294	1605	G758-8386440 - - - - -	2210
G758-8333277	0306	G758-8333295	1605	G758-8673359	2210
G758-8333278	0401	G758-8333296	1605	G758-8720570	0302.1
G758-8333279	0401	G758-8333297	1605	G780-7418111	0104.1
G758-8333280	0610	G758-8333298	1605	G780-7418112	0104.1
G758-8333281	0613.1	G758-8333299	1605	G780-7418113	0104.1
G758-8333282	0613.1	G758-8333364	0312	G780-7418114	0104.1
G758-8333283	0900	G758-8333365	0312	G780-7418115	0104.1
		G758-8333378	1311		

FEDERAL STOCK NUMBER INDEX

This index which includes the 11-digit Federal Stock Number and the 7-digit Federal Item Identification Number is prepared in strict numerical sequence.

STOCK NO.	SUBGROUP	STOCK NO.	SUBGROUP	STOCK NO.	SUBGROUP
010-0025	(1004 11202		0304.5 0309	012-0424	1503
010-2683	1812	012-0361	0613.1	012-0426	0603
010-3025	1601.3		0617	012-0608	1801
010-3387	2002.1		1804	012-0614	0604.1
	0101		11808	012-0619	0301
010-3865	0103	012-0367	(0312	012-0640	0103
	0304.1)0610		0615
010-3866	1401		10105.2	012-0647	1501
010-3868	0101		0202		2202
	0101		0501	012-0677	(0401
010-3877	0103	012-0368	0609.1		12202
	0304.1		11201	012-0678	1801
010-3880	0101		1401	012-0741	(0106.2
010-3883	0101		11601.1		11601.3
010-4052	1808		11601.3		10612
010-4067	0612		0103	012-0758	}1501
010-4084	1812		10301		}2101
010-4097	(0100.2		10601.1		}0306
	}1501		10601.3	012-0854	0603
010-4099	2201	012-0369	10615		[2002.1
010-4111	1806		11201	012-0915	1501
010-4137	1812		1202	012-0930	2002.1
010-4235	0612		11801	012-1222	(0501
010-4249	0612		12202		}1204.1
010-6343	(1002		0601.1	012-1224	(0601.1
	11102		0601.3		11605
011-2011	0604.1	012-0370	1204.1	012-1661	0401
011-2726	0312		11401	012-1741	1201
011-3185	(0101		11605	012-1832	0609.1
	}0704		10800	012-1839	0302.1
011-7877	2002.5	012-0371	1503	012-1841	0607
011-8073	1806		12101	012-1893	1812
	0601.3	012-0375	(1804	012-1913	0610
011-8831	0603		11806	012-1949	1401
	0604.1		f1806	012-2058	0302.1
011-9117	(0202	012-0376	1812	012-2126	2001.1
	11201		[2201	012-2159	0312
	0106.6	012-0377	(1504	012-2260	0105.5
012-0123	0202		11808	012-3450	0302.1
	0802.1	012-0382	(0103	012-3473	0202
	0100.2		10104.1	012-3520	0105.5
012-0213	0103	012-0383	0202	012-3534	1206
	0106.2	012-0389	1604.1	012-3567	(1501
	1806	012-0393	0401		11605
012-0229	1801	012-0394	1806	012-3605	(2001.1
012-0232	1801	012-0395	0601.3		12101
012-0233	(0800	012-0399	(1701	012-3774	0401
	12002.1		12101	012-3798	1401
				012-4139	1401

FEDERAL STOCK NUMBER INDEX-Continued

STOCK NO.	SUBGROUP	STOCK NO.	SUBGROUP	STOCK NO.	SUBGROUP
012-4145	1401	013-7168	(1401	019-2452	(2001.5
	(1401		11812		12002.1
012-4155	{1601.1		(0603	021-3698	1401
	[1601.3	013-7185	1201	021-4002	0604.1
012-4169	1503		{1605	021-4644	1401
012-4543	0603	013-7204	1104.1	021-7233	0801
012-4545	(0601.1	013-7214	1401	021-9708	2001.1
	10601.3	013-7228	1206	022-2460	2001.1
	(0102.1	013-7396	1204.5	022-5831	2202
012-4549	{0105.5	013-7398	0306	022-7477	0601.3
	{0202	013-8538	(0105.2	022-7785	0601.1
	(0105.2		11401	042-3553	1204.3
012-4920	{0312	014-2427	(0304.5	042-3555	1204.5
	(0603		10306	042-3560	2101
012-4944	1201	014-2431	(0304.5	042-3563	0102.1
012-4949	1401		11204.5	042-3569	(0105.3
012-5043	0601.1	014-3932	(0106.5		10105.5
012-5250	1401		{0306	042-3571	(0601.1
012-5348	1605	014-3933	0101		10601.3
012-6715	1504	014-3934	(2001.1	042-4632	0602
012-7651	0602		12002.1	042-5338	1804
012-7951	(0106.2	014-3935	0504		(1804
)0306	014-3981	0504	042-5379	J1805
012-8417	(1812	014-5371	(1503		11806
	12201		11812		(1808
013-1014	0604.1	014-8313	0612	042-5380	1805
013-1015	0602		(0312	042-5388	0612
013-1016	1401		1504	042-5591	1401
013-1018	1401	015-5937	11703	042-5899	1805
013-1044	0601.3		11803.1	042-6747	2001.1
013-1046	1401		11804	042-6892	0702.1
013-1100	(1601.1		{1808	042-6894	0602
)1601.3	015-6253	1804	042-6915	0607
013-1182	0607	017-7923	1201	043-5857	0607
013-1205	1201	017-8378	0617		(1601.1
013-1395	0610	017-8469	0602	044-2830	{1601.3
013-1885	1808	017-8571	(0601.1		[1604.1
013-1958	0601.1)1401		(0106.5
013-1966	0601.1	017-9890	(1002	044-4038	{0106.6
	0601.1		11102		{0306
013-1970	0603	018-0020	2001.1	044-4614	0602
	0607	018-0118	0802.3	044-6161	0601.3
013-1987	0601.3	018-0122	0802.5	044-6363	(1201
013-2110	0601.1	018-0132	0802.7		11801
013-2119	0601.1	018-1370	1311	044-6609	0617
013-2124	0302.1	018-1618	0202	050-0718	0601.1
013-2128	0601.1	018-1643	1004	050-1220	0603
013-2138	0601.1	018-1645	1004	050-1229	1311
013-2684	0304.5	018-1673	1401	050-3112	0401
013-2908	0602	018-7263	1204.5	050-3323	0603
013-2923	0602	018-7527	0106.6	050-3342	0602
013-4566	0609.1	018-7979	(0304.1	050-3345	0900
013-4570	0603		10602	050-3348	0401
013-4685	1812		(1001	050-3351	(1206
013-5026	1812	018-7993	J1101		11501
013-5104	1812		11201	050-3354	(0108
013-6603	1805		[2101		10401

FEDERAL STOCK NUMBER INDEX-Continued

STOCK NO.	SUBGROUP	STOCK NO.	SUBGROUP	STOCK NO.	SUBGROUP
	10900	2510-736-1994	(0312	2510-769-7870	1501
	11503		12002.5	2510-770-1328	1801
050-4203	{1601.1	2510-736-9951	2201	2510-772-9796	0609.1
	11601.3	2510-737-1056	1501	2510-773-5833	(1601.1
	{2001.1	2510-737-1090	(1601.1		11601.3
	11104.1		11601.3	2510-773-5843	1601.3
	11206	2510-737-2507	1501	2510-776-2687	(0609.1
050-4208	1401	2510-737-2818	2101)0617
	11601.1	2510-737-2819	2101	2510-776-2751	0617
	{1601.3	2510-737-2838	1204.3	2520-360-7265	0704
052-0944	1313	2510-737-2889	2201	2520-385-4216	2202
054-6875	0603	2510-737-2890	2201	2520-495-7068	1002
054-6880	0604.1	2510-737-2891	2201	2520-495-7088	0804
057-1283	0702.5	2510-737-2898	2201	2520-495-7097	0802.5
100-0082	0802.5	2510-737-5000	1601.3	2520-495-7100	0804
100-3526	1311	2510-737-5001	1601.3	2520-495-7107	0804
246-7553	1202	2510-737-5158	1805	2520-495-7112	1002
249-9354	0612	2510-737-5169	1808	2520-495-7178	0802.3
350-0843	0604.1	2510-737-5170	1805	2520-495-9515	(0800
350-5667	2202	2510-737-5312	1804		11501
350-9269	0613.1	2510-737-5350	1808	2520-495-9524	0802.5
	10607	2510-737-5354	1808	2520-495-9555	0202
350-9273	0609.1	2510-737-5355	1808	2520-499-8876	0704
	[0613.1	2510-737-5358	1808	2520-524-6557	0202
	10607	2510-741-8147	1804	2520-703-2623	0704
350-9279	J0609.1	2510-741-8148	1804	2520-703-2624	0704
	10613.1	2510-752-6596	0607	2520-703-2626	1006
	[0617	2510-752-6600	0607	2520-703-2629	1101
	10607	2510-753-9519	0607	2520-703-2630	1102
350-9280	J0609.1	2510-769-7436	1504	2520-703-2632	1102
	10613.1	2510-769-7441	1504	2520-703-2633	1102
	[0617	2510-769-7483	1703	2520-734-7733	1006
350-9282	(0609.1	2510-769-7487	1703	2520-734-8602	1001
	10613.1	2510-769-7489	1503	2520-734-8603	1002
524-6558	0202	2510-769-7497	1804	2520-734-8604	(1002
705-6715	0613.1	2510-769-7501	1806)1102
736-2371	1204.1	2510-769-7502	1806	2520-734-8759	1006
737-2738	0607	2510-769-7505	1806	2520-734-8764	1006
752-4913	0609.2	2510-769-7506	1806	2520-734-8765	1006
752-6940	0605	2510-769-7507	1806	2520-734-8766	1006
752-6949	(0605	2510-769-7509	1806	2520-735-1313	1104.1
)1201	2510-769-7510	1806	2520-735-1403	1006
752-6951	0605	2510-769-7512	1503	2520-735-1404	1006
752-6961	0605	2510-769-7513	1801	2520-736-8260	0202
753-8782	0601.3	2510-769-7514	1801	2520-736-9850	0801
753-9310	1204.1	2510-769-7520	1805	2520-737-1035	0802.7
771-6562	(0601.1	2510-769-7521	1805	2520-737-1110	1006
	10601.3	2510-769-7522	1805	2520-737-1210	0801
771-6895	0613.1	2510-769-7525	1805	2520-737-1340	0202
772-3306	0613.1	2510-769-7534	1806	2520-737-2661	0201
772-3308	0613.1	2510-769-7535	1806	2520-737-2667	0702.5
772-3309	0613.1		11701	2520-737-2670	1806
772-6808	0607	2510-769-7548	1804	2520-737-2679	1102
774-1407	0105.3		[2101	2520-737-2822	0202
774-4471	0104.2	2510-769-7578	1805	2520-737-2823	0202
2510-368-2630	0202	2510-769-7579	1805	2520-737-2826	0202
2510-495-3672	1812	2510-769-7600	1601.1	2520-737-2842	1001
2510-734-8525	2201	2510-769-7601	1601.1	2520-737-2854	1002

FEDERAL STOCK NUMBER INDEX-Continued

STOCK NO.	SUBGROUP	STOCK NO.	SUBGROUP	STOCK NO.	SUBGROUP
2520-737-2856	1002	2520-741-1959	2001.5	2530-703-2625	1204.5
2520-737-2860	1002	2520-741-1962	2002.1	2530-703-6567	1401
2520-737-2872	1006	2520-741-1963	2002.1	2530-703-6585	1401
2520-737-2877	0701	2520-741-1964	2002.1	2530-732-8291	1311
2520-737-2878	0800	2520-741-1965	2002.1	2530-732-8292	1311
2520-737-3108	1006	2520-741-1967	2002.1	2530-734-0237	1206
2520-737-3119	0804	2520-741-1970	2002.1	2530-734-8609	1204.3
2520-737-3156	0802.5	2520-741-1971	2002.1	2530-734-8610	1204.3
2520-737-3157	(0802.5	2520-741-1973	2002.5	2530-734-8852	1204.3
	10802.7	2520-741-1974	2002.5	2530-737-1030	1401
2520-737-3158	0802.7	2520-741-1975	2002.5	2530-737-1108	1004
2520-737-3160	0802.7	2520-741-1976	2002.5	2530-737-2342	1204.1
2520-737-3162	0801	2520-741-1977	2002.5	2530-737-2835	1204.5
2520-737-3166	0802.7	2520-741-1982	2002.5	2530-737-2836	1204.5
2520-737-4966	0804	2520-741-2442	0611	2530-737-2837	1204.5
2520-737-4970	0704	2520-754-0093	1006	2530-737-2839	1204.5
2520-737-4971	0704	2520-769-6481	0804	2530-737-2855	(1002
2520-737-4972	0704	2520-769-6494	0802.5		11102
2520-737-4974	0704	2520-769-6512	1002	2530-737-2857	1002
2520-737-4976	0704	2520-769-6523	1004	2530-737-2866	1006
2520-737-4977	0704	2520-769-7420	0702.5	2530-737-2867	1006
2520-737-4979	0704	2520-769-7421	0702.5	2530-737-4986	1104.1
2520-737-4980	0704	2520-769-7422	0702.5	2530-737-4987	1104.1
2520-737-4990	0802.5	2520-769-7423	0702.5	2530-737-5048	1004
2520-737-4991	0702.3	2520-769-7424	0702.5	2530-737-5139	1311
2520-737-4992	0702.3	2520-769-7425	0702.5	2530-737-5142	1311
2520-737-4994	0702.3	2520-769-7467	0802.7	2530-737-5143	1311
2520-737-4995	0702.3	2520-769-7468	0802.7	2530-737-5144	1311
2520-737-4998	0702.3	2520-769-7470	0804	2530-737-5176	1204.1
2520-737-4999	0702.3	2520-769-7471	0700	2530-737-5179	1401
2520-737-5051	0801	2520-769-7515	1805	2530-737-5182	1401
2520-737-5052	0801	2520-769-7519	1805	2530-737-5183	1401
2520-737-5053	0801	2520-769-7527	1805	2530-737-5195	1102
2520-737-5081	0800	2520-769-7564	0702.1	2530-737-5197	1102
2520-737-5082	0800	2520-769-7566	0702.1	2530-737-5339	1401
2520-737-5132	0802.1	2520-769-7570	0702.1	2530-737-5440	1204.1
2520-737-5133	0802.3	2520-769-7577	1805	2530-740-9316	1204.1
2520-737-5134	0802.3	2520-769-7606	1002	2530-741-1069	1204.1
2520-737-5153	2002.5	2520-769-7608	0900	2530-741-1930	2001.1
2520-741-1677	2001.3	2520-769-7611	0900	2530-741-1938	2001.1
2520-741-1681	2001.3	2520-772-6804	0607	2530-741-2445	1401
2520-741-1685	2001.3	2520-776-5214	0609.1	2530-741-2446	1401
2520-741-1799	2001.1	2520-833-1730	0702.5	2530-741-2576	1401
2520-741-1805	2001.1	2520-833-1732	0702.3	2530-741-2577	1401
2520-741-1921	2001.1	2520-837-6245	0702.3	2530-741-6524	1204.1
2520-741-1922	2001.1	2530-352-6960	1311	2530-741-7607	1204.1
2520-741-1923	2001.1	2530-352-6961	1311		10607
2520-741-1924	2001.1	2530-359-0445	1204.1	2530-752-4649	0611
2520-741-1925	2001.1	2530-359-0456	1204.1		(0617
2520-741-1934	2001.1	2530-359-0816	1204.1	2530-754-0096	1006
2520-741-1935	2001.1	2530-368-4866	1204.5	2530-769-6350	1401
2520-741-1941	2001.1	2530-371-4134	1204.5	2530-769-6351	1401
2520-741-1942	2001.1	2530-378-7735	1204.1	2530-769-6352	1401
2520-741-1945	2001.1	2530-495-7074	1001	2530-769-6374	1401
2520-741-1953	2001.3	2530-495-7087	1006	2530-769-6479	(0802.5
2520-741-1955	2001.5	2530-495-8677	1204.5		10802.7
2520-741-1956	2001.5	2530-495-9594	1202	2530-769-6518	1004
2520-741-1958	2001.5	2530-495-9595	1202	2530-769-6526	1004

FEDERAL STOCK NUMBER INDEX-Continued

STOCK NO.	SUBGROUP	STOCK NO.	SUBGROUP	STOCK NO.	SUBGROUP
2530-769-7452	1206	2805-360-7899	0104.1	2910-495-1697	0301
2530-769-7462 - - - -	1204.3	2805-360-7912	0104.2	2910-495-1772	0301
2530-769-7466	1206	2805-360-7941 - - - -	0105.5	2910-495-1773	0301
2530-769-7478	1204.1	2805-360-7950	0106.1	2910-521-4758	0302.1
2530-769-7526	1805	2805-360-8185	0202	2910-521-4759	0302.1
2530-770-1327	1801	2805-495-9607	0102.2	2910-521-4761	0302.1
2530-773-5312	1204.3	2805-495-9608	0102.2	2910-529-2984	0302.1
2530-833-1733	0702.3	2805-495-9610	0102.2	2910-529-3034	0301
2530-833-2534	0302.1	2805-495-9611	0102.2	2910-534-6738	0301
2530-833-2535	0302.1	2805-732-9277	0104.1	2910-700-1906	0302.1
2540-054-7202	(2201	2805-735-4313	0105.3	2910-701-0695	0302.1
	2202	2805-737-1145	0104.1	2910-701-6403	0302.1
2540-495-9499	0202	2805-737-1503 - - - -	0102.2	2910-735-1316	0309
2540-707-3209	1503	2805-737-2544	0100.2	2910-737-2500	0301
2540-707-3213	1503	2805-737-2545	0100.2	2910-737-2502	0301
2540-709-9460	2202	2805-737-2551	0100.2	2910-737-2513	0301
2540-734-8574	0611	2805-737-2554	0304.5	2910-737-2517	0301
2540-735-1412	0611	2805-737-2558	0102.1	2910-737-2518	0301
2540-737-1194	0312	2805-737-2560	0102.1	2910-737-2519	0301
2540-737-2262	2202	2805-737-2567	0102.2	2910-737-2525	0301
2540-737-2506	1501	2805-737-2568	0102.2	2910-737-2531	0301
2540-737-5008	1806	2805-737-2576	0105.5	2910-737-2536	0301
2540-737-5189	2202	2805-737-2578 - - - -	0105.5	2910-737-2537	0301
2540-737-5190	2202	2805-737-2585	0105.2	2910-737-2538	0301
2540-737-5324	2201	2805-737-2873	0104.1	2910-737-5012	0306
2540-737-5351	1808	2805-737-2874	0104.1	2910-737-5063	0304.5
2540-737-5353	1808	2805-737-2875	0104.1	2910-737-5174	0601.3
2540-737-5392	0312	2805-737-2876	0104.1	2910-737-5381	0302.1
2540-737-5399	1808	2805-737-5032	0105.1	2910-737-5382	0302.1
2540-741-0837	1503	2805-737-5033	0105.1	2910-737-5383	0302.1
2540-741-0838	1503	2805-737-5034	0105.1	2910-741-0836	(0106.5
2540-741-1932	2001.1	2805-737-5035	0105.1		0304.5
2540-741-2573	0612	2805-737-5071	(0601.1	2920-353-7204	0604.1
2540-741-2583	2210		0601.3	2920-353-7206	0604.1
2540-741-2641	0607	2805-737-6907	0106.1	2920-353-7208	0604.1
2540-752-4312	1503	2805-774-1406 - - - -	0105.5	2920-353-7216	0604.1
2540-752-4313	1503	2805-774-1414	0105.5	2920-353-7248	0604.1
2540-752-4315	1503	2805-774-1415	0105.5	2920-353-7400	0603
2540-769-7499	1806	2805-774-1419	0105.5	2920-358-6304	0601.3
2540-769-7523	1805	2805-774-1427	0105.5	2920-358-7826	0604.1
2540-769-7554	2210	2805-774-3569	0105.2	2920-358-8182 - - - - -	0604.1
2540-769-7561	2210	2805-774-4319 - - - -	0105.3	2920-362-2995	0604.1
2540-769-7562	2210	2805-774-4324	0106.1	2920-362-3284	0602
2540-796-7555	2210	2805-774-4332	0106.1	2920-366-6480	0604.1
2570-776-2751	0609.1	2805-774-4333	0106.1	2920-423-4553	0604.1
2610-269-7332	1313	2805-774-4469 - - - -	0102.1	2920-495-3301	0604.1
2610-269-9586	1313	2805-774-4473	0102.1	2920-570-1238	0601.3
2805-353-7215	0604.1	2855-360-8062	0102.1	292S :35-5736	0601.3
2805-354-3490	0102.2	2865-737-5028	0102.1	2920-737-4746	0601.1
2805-354-3763	0105.1	2910-350-2383	0302.1	2920-737-4748	0601.1
2805-354-3784	0104.2	2910-358-5632	0302.1	2920-737-4749	0601.1
2805-354-3789	0102.2	2910-360-8013	0301	2920-737-4822	0602
2805-360-4524	0106.1	2910-360-8019	0301	2920-737-4823	0602
2805-360-7697	0302.1	2910-360-8027	0301	2920-737-4825	0602
2805-360-7864	0106.5	2910-360-8044	0302.1	2920-737-4851	0601.1
2805-360-7870	0102.2	2910-366-6569	0301	2920-737-4855	0601.1
2805-360-7886	0102.1	2910-368-2627	0302.1	2920-737-4856	0601.1
2805-360-7893	0104.1	2910-453-6534	0301	2920-737-4858	0601.1

FEDERAL STOCK NUMBER INDEX-Continued

STOCK NO.	SUBGROUP	STOCK NO.	SUBGROUP	STOCK NO.	SUBGROUP
2920-737-4860	----	2990-737-5075	----	4730-737-2808
2920-737-4862	2990-737-5076		
2920-737-4882	2990-737-5077	4730-737-2879
	(0604.1	3020-737-2816		
	10605	3020-741-1961		
2920-737-4886	3110-516-7516	4730-737-4854
2920-737-4917	3110-570-1528	4730-737-5128
2920-737-4918	3110-570-1530	4730-737-6248
2920-737-4920	3110-570-1531	4820-737-2752
2920-737-4921	3110-741-1800	5305-011-1655
2920-737-4922	3110-741-1933	5305-011-1687
2920-737-4923	3120-358-8178	5305-012-0221
2920-737-4924	3120-360-4522	5305-012-0628
2920-737-4925	3120-360-4556	5305-012-0678
2920-737-4938	3120-360-7879	5305-012-2138
2920-737-4943	3120-362-1368	5305-012-2267
2920-737-4944	3120-368-4938	5305-012-3450
2920-737-4960	3120-386-1436	5305-012-3520
2920-737-5110	3120-423-3071	5305-013-1963
2920-737-5372	3120-495-7099	5305-013-3129
2920-737-5376	3120-530-8275	5305-013-3482
2920-737-5378	3120-534-6760	5305-013-3503
2920-737-5388	3120-734-3032	5305-013-3757
	(0601.1	3120-736-9888	5305-013-4225
) 0601.3	3120-737-1102	5305-013-7991
2920-737-5389	3120-737-1204	5305-015-9582
	(0601.1	3120-737-2870	5305-015-9592
	10601.3	3120-737-3115	5305-016-0564
2920-739-1018	3120-737-4993	5305-016-1790
2920-741-3317	3120-737-5045	5305-016-1857
2920-741-3318	3120-737-5135		
2920-752-4309	3120-737-5348	5305-016-1860
2920-753-8754	3120-737-5349	----	5305-016-1895
2920-753-8756	3120-741-1801		
2920-753-8757	3120-741-1802	5305-016-1901
2920-753-8759	3120-741-1803	5305-017-2427
2920-753-8760	3120-741-6462		
2920-753-8783	3120-769-7419	5305-174-4195
2920-753-8785	3120-769-7429	5305-270-7324
2920-772-0495	3120-769-7546	5305-270-7336
2920-776-0417	3120-769-7547	5305-275-1660
2920-832-7721	3120-769-7596	5305-281-1091
2930-354-3772			5305-353-0969
2930-360-8060			5305-360-4509
2930-734-8571			5305-360-4545
2930-737-1383			5305-360-7996
2930-737-2559	3120-769-7598	5305-360-8319
2930-737-2806	3120-774-4331		
2930-737-2807	3250-737-5064		
2930-737-2809	3830-741-1944		
2930-737-2810	4010-741-1804	5305-362-3305
2930-737-5030	4030-737-5007	----	5305-366-6546
2940-360-7930	4720-769-7588	5305-453-6491
2940-360-8284	4730-019-2050	5305-456-6211
2940-737-5056	4730-353-7217	----	5305-495-9553
2940-737-5057	4730-360-8282	5305-495-9562
2940-737-5058	4730-492-5042	5305-521-4776
2940-737-5060	4730-531-2057	5305-530-7299
2990-360-7970	4730-737-2343	5305-732-4918
2990-492-5480	4730-737-2557	5305-732-8293
2990-737-1047			5305-732-8294

FEDERAL STOCK NUMBER INDEX-Continued

STOCK NO.	SUBGROUP	STOCK NO.	SUBGROUP	STOCK NO.	SUBGROUP
5305-734-3368	0301		(0601.1		10501
5305-734-6940	0612		0601.3	5310-012-0395	0601.1
5305-734-8605	1004		0609.1		1204.1
5305-735-1314	1805		0802.3		[2101
5305-737-1258	0105.2		1004		0601.1
5305-737-1759	0800	5310-012-0382	1006		0601.3
5305-737-2863	(1002		1201	5310-012-0396	0800
	11102		1202		11503
5305-737-2864	1006		1504		11812
	(1804		1801		12001.1
5305-737-2885	4 1806		2001.1	5310-012-0638	(0201
	11808		2001.3		11401
5305-737-2886	(1701	5310-012-0383	(0700	5310-012-0898	2001.3
	12101		1401		10800
5305-737-5006	1601.1		11501	5310-012-0930	40801
5305-737-5174	0601.1		11605		10802.5
5305-737-5371	(0602		10102.2	5310-012-1753	0611
	10604.1		10601.1	5310-012-4634	2001.3
5305-737-5385 - - -	0302.1	5310-012-0384	0603	5310-013-1014	1803.1
5305-737-5694	0609.1		40800	5310-013-1016	1605
5305-741-1936	2001.1		11503		0105.5
5305-741-1937	2001.1		12001.1	5310-013-6857	40601A
5305-741-8145	0611		[2101		[0601.3
5305-752-5938	0609.1	5310-012-0386	0304.1	5310-013-8485	0609.1
5305-752-6594	0607		0603	5310-014-0241	(1806
5305-769-7439	1504	5310-012-0387	0604.1		1/812
5305-769-7440	(1804		0604.1	5310-017-4916	0609.2
	12201		10100.2	5310-017-8378	0613.1
5305-769-7446	2101	5310-012-0388	11504	5310-017-8532	0615
5305-769-7465	1204.1		1701	5310-017-8551	(0612
5305-769-7593	2201		11801		10615
5305-772-9797	0609.1		1808	5310-018-0556	0804
5310-010-3345	0800	5310-012-0391	0304.5	5310-022-1442	1002
5310-010-7815	1801		0602	5310-042-6678	0603
5310-010-7823	0104.2	5310-012-0392	1804	5310-043-1543	0604.1
5310-011-3338	1808		1808		10603
5310-011-4494	1004		0604.1	5310-043-1680	40604A
5310-011-6090	0602		0312		[2208A
5310-011-6104	(0700		0604.1	5310-043-2646 ...	0603
	12001.3	5310-012-0393	0100.2		(1806
5310-011-6120	0106.2		0105.2	5310-044-6363	181
5310-012-0214	(0302.1		0312		210
	10612		1201	5310-044-6470	(1808
	10302.1		1806		11812
5310-012-0217	0309		1808	5310-050-2246	2201
	0609.1		1812	5310-270-8837	1104.1
5310-012-0361	(0613.1		2201	5310-270-8840	1002
	12208.1	5310-012-0394	101001	5310-a6-3455	0101
5310-012-0372	0106.2		0108	5310-350-2655	0609.1
	0610		0306	5310-358-8168	0604.1
5310-012-0380	42001.1		0501	5310-358-8169	0604.1
	12002.1		0601.1	5310-360-6911	0802.1
5310-012-0381	2202		10601.1	5310-360-7309	0704
			106013	5310-360-7403	1401
			1204.1	5310-360-7403	1401
			11501	5310-360-8064	0102.1
			1806	5310-360-8171	0802.1
			1808	5310-360-9888	0102.1
				5310-368-4943	0601.3

FEDERAL STOCK NUMBER INDEX-Continued

STOCK NO.	SUBGROUP	STOCK NO.	SUBGROUP	STOCK NO.	SUBGROUP
5310-456-6298	(0202 11206	5315-741-1690	(2001.3 }2002.1	5330-737-5137	1311 0610
5310-495-9542	(1601.1)1601.3	5315-741-1920	2001.1	5330-737-5146	(0601.1
5310-534-6768	0604.1	5315-741-1926	2001.1	5330-737-5175	10601.3
5310-703-2605	0304.5	5315-741-1927	2001.1	5330-737-5180	1401
5310-703-2606	1104.1	5315-741-1931	2001.1	5330-737-5181	1401
5310-703-2607	0304.5	5315-741-1954 - - -	2001.5	5330-737-5330	0601.1
5310-705-8965	2202	5315-741-1979	2002.5	5330-737-5341	1401
5310-732-4833	0612	5315-741-1980	2002.5	5330-737-6904	0106.6
5310-732-4835	0312	5315-752-4316	1603	5330-741-1687	2001.3
5310-734-7560	0602	5315-769-6482	1004	5330-741-1939	2001.1
5310-734-7568	0603	5315-769-7490	1503	5330-741-1940	(2001.1
5310-734-7571	0603	5320-010-4080	1805		12002.1
5310-737-2318	1204.1	5320-010-4084	1812	5330-741-1950	2001.3
5310-737-2521	0301	5320-010-4167	1812	5330-741-1966	2002.1
5310-737-2539	0301	5320-010-9953	2210	5330-741-1981	2002.5
5310-737-2868	0802.7	5320-011-1870	0609.1	5330-741-2437	0601.1
5310-737-4857	0601.1	5320-011-3354	1501	5330-741-2580	1401
5310-737-5065	0202	5320-700-1411	1202	5330-741-3199	0302.1
5310-737-5178	1401	5320-770-5721	0201	5330-753-9688	2208.1
5310-737-5357	0602	5325-350-9275 - - -	0617	5330-753-9689	2208.1
5310-741-0270	0302.1	5325-350-9277	(0611	5330-769-7572	0702.1
5310-741-1972	2002.1)0617	5330-769-7602	(1601.1
5310-741-2579	1401	5325-700-0997	2202		11601.3
5310-741-3319	0601.3	5325-734-6945	(0612	5340-350-6003	0302.1
5310-741-6478	0302.1)2208.1	5340-353-7255	0604.1
5310-752-6289 - - -	0609.1	5325-735-3590	0609.1	5340-358-7638	0604.1
5310-752-6591	0607	5325-737-1195	(0613.1	5340-358-7657	0603
5310-752-6592	0607)2202	5340-360-7925	0105.1
5310-753-8767	0601.3	5325-737-5036	0306	5340-360-8039	0301
5310-753-8787	0601.3	5325-737-5129	0312	5340-361-7935	0604.1
5310-769-6520	1311	5325-752-5365	0609.1	5340-362-3307	0602
5310-769-6521	1311	5325-769-7418	2201	5340-362-3308	0602
5310-769-7427	0702.5	5330-358-6019	0501	5340-385-4198	2202
5310-769-7428	0702.5	5330-360-7882	0102.2	5340-495-9547	0105.5
5310-769-7613	0900	5330-360-8007	0301	5340-499-8906	0704
5310-769-7864	0102.1	5330-360-8066	0504	5340-521-4784	0804
5310-770-2465	0900	5330-362-1413	0604.1	5340-703-2628	1004
5310-770-2608	0602	5330-385-4165	2202	5340-703-6587	1401
5310-772-3309	0617	5330-495-1756	0301	5340-704-4253	1503
5310-772-9799	0609.1	5330-495-1757	0301	5340-704-7998	03005
5310-774-4472	(0104.2 10105.2	5330-495-1758	0301	5340-734-7572	0603
	0704	5330-516-0323	1204.1	5340-734-7573	0601.1
5315-360-8153	0704	5330-521-4539	(0603	5340-737-1363	0202
5315-732-6118	0202)1204.1	5340-737-1454	0312
5315-734-8762	1006	5330-522-6060	0103	5340-737-2534	0301
5315-734-8763	1006	5330-532-7338	2202	5340-737-2832	0106.6
5315-737-2522	0301	5330-703-2634	1102	5340-737-2833	1204.5
5315-737-2858	(1002)1102	5330-734-8567	(1804	5340-737-2865	1006
	0601.1)1805	5340-737-3165	0802.5
5315-737-4861	0601.1	5330-735-1315	0309	5340-737-3185	0802.5
5315-737-4967	0804	5330-737-1337	0202	5340-737-4968	0804
5315-737-4978	0704	5330-737-1364	0202	5340-737-5114	0312
5315-737-5112	0312	5330-737-3354	1204.1	5340-737-5177	1401
5315-737-5166	1808	5330-737-4859	0601.1	5340-737-5347	1401
5315-737-6905	1806	5330-737-4930	0603	5340-741-1943	2001.1
5315-741-1646	2001.3	5330-737-4964	0602	5340-741-1957	2001.5
		5330-737-5020	0306	5340-741-1983	2002.5

FEDERAL STOCK NUMBER INDEX-Continued

STOCK NO.	SUBGROUP	STOCK NO.	SUBGROUP	STOCK NO.	SUBGROUP
5340-741-2179	1202	5935-353-0952	0609.1	6145-705-6677	0613.1
5340-752-6595	0607	5935-353-0955	0609.1	6145-705-6678	0613.1
5340-769-6370	1401	5935-735-5938	0617		10611
5340-769-6371	1401	5935-741-2643	0613.1	6145-772-0853	{ 0613.1
5340-769-7454	(0202	5935-752-6023	0609.1		{ 0617
	11206	5935-772-2367	0613.1	6150-737-4965	0602
5340-769-7536	1806	5935-772-2368	0613.1	6220-353-0941	0609.1
5340-769-7537	1806	5935-772-9802	0609.1	6220-368-4945	0609.1
5340-769-7538	1806	5935-773-1428	0617	6220-447-3477	0609.1
5340-769-7539	1806		(0607	6220-538-1088	0607
5340-769-7571	0702.1	5935-776-0598	0609.1	6220-732-0642	0609.1
5340-769-7581	(1805		10613.1	6220-737-2820	2101
	11808	5935-776-2605	{ 0617	6220-737-5022	0609.1
5340-769-7592	2101		0613.1	6220-741-8343	0609.1
5340-769-7594	2201	5935-776-2750	10609.1	6220-752-5939	0609.1
5340-769-8489	1808		0613.1	6220-772-9791	0609.1
5340-769-8490	1808	5940-734-3086	10617	6220-772-9793	0609.1
5340 772-2343	0613.1	5940-734-3086	0613.1	6220-776-0412	0607
5905-737-4961	0602	5940 752 4913	0607	6220-776-0418	0607
5910-256-9728	0601.3	5970-705-6639	0612	6220-776-0503	0609.1
5910-358-6842	0604.1	5970-737-4865	0601.3	6220-776-0504	0609.1
5910-737-4919	0602	5975-350-9272	10611	6240-019-0877	(0607
5925-737-4945	0602		{ 0613.1		10609.1
5930-738-8319	(0601.1	5975-736-9889	10617	6550-012-2279 - - - -	2001.3
	10601.3	5975-737-4852	0603	6620-738-9566	0610
5930-741-2642	0608	5980-737-4975	0601.1	6680-737-2727	0607
5930-773-0893	0613.1	5980-741-1761	0704	6680-740-9702	2208.1
5930-776-0409	0607	6115-737-4750	0804	6680-741-6363	0610
5935-350-9273	0611	6115-737-4853	0601.1	6680-741-8835	0607
5935-350-9281	0617	6115-753-8762	0601.1	6680-832-7565	2208.1
5935-350-9282	0611	6115-753-8763	0601.3	6680-832-7566	2208.1
			0601.3	6685-738-9567	0607

By Order of *Wilber M. Brucker*, Secretary of the Army:

MAXWELL D. TAYLOR,
General, United States Army,
Chief of Staff.

Official:

JOHN A. KLEIN,
Major *General, United States Army,*
The Adjutant General.

DISTRIBUTION:

Active Army:

CNGB (1)
ASA (2)
Tec Svc, DA (1) except
COFORD (19)
Ord Bd (2)
Hq CONARC (3)
Army AA Comd (2)
OS Maj Comd (2)
OS Base Comd (2)
Log Comd (3)
MDW (1)
Armies (3)
Corps (2)
Div (2)
Ord Gp (2)
Ord Bn (2) except TOE 9-45R (1)
Ord Co (2) except TOE 9-12R, 9-17R, 9-46R,
9-47R, **9-57R**, 9-229R, 9-347R, 9-367R,
9-387R (1)
Ft & Cp (2) except Ft Hood (7), Ft Bliss (7),
Ft Sam Houston (7), Ft Sill (7)
Gen & Br Svc Sch (2) except
Ord Sch (50)
PMST Ord ROTC Units (1)
Ord Ammo Comd (1)

Gen Depots (2) except Atlanta
Gen Depot (None)
Ord Sec, Gen Depot (5)
Ord Depot (10) *except*
Rossford Ord Depot (12)
Anniston Ord Depot (18)
Ord Tank Autmv Comd (30)
POE (OS) (2)
Trans Terminal Comd (2)
Army Terminal (2)
OS Sup Agencies (1)
Ord PG (10)
AMS (2)
Ord Arsenal (5) *except*
Raritan Arsenal (205)
Benicia Arsenal (20)
Frankford Arsenal (20)
Mil Dist (1)
Ord Proc Dist (10)
MAAG (1)
Mil **Msn** (1)
JBUSMC (2)
JUSMAG (Greece) (2)
Fld Comd, AFSWP (1)

NG: State AG (6); units—same as Active Army *except allowance is one copy to each unit.*

USAR: None.

For explanation of abbreviations used, see SR **320-50-1.**